

UNIVERSITY OF BELGRADE
FACULTY OF TECHNOLOGY AND METALLURGY

Mohamed Ahmed M. Aissa

**THERMODYNAMIC CHARACTERIZATION
OF MULTICOMPONENT MIXTURES OF ESTERS AND
ALCOHOLS AT ATMOSPHERIC AND ELEVATED
TEMPERATURES AND PRESSURES**

Doctoral Dissertation

Belgrade, 2019.

UNIVERZITET U BEOGRADU
TEHNOLOŠKO-METALURŠKI FAKULTET

Mohamed Ahmed M. Aissa

**TERMODINAMIČKA KARAKTERIZACIJA
VIŠEKOMPONENTNIH SMEŠA ESTARA I ALKOHOLA NA
ATMOSFERSKIM I USLOVIMA POVIŠENIH TEMPERATURA I
PRITISAKA**

Doktorska disertacija

Beograd, 2019.

THESIS ADVISOR:

Dr. Mirjana Kijevčanin, professor

University of Belgrade, Faculty of Technology and Metallurgy

FINAL EXAMINING
COMMITTEE

Dr. Ivona Radović, professor

University of Belgrade, Faculty of Technology and Metallurgy

Dr. Gorica Ivaniš, research associate

University of Belgrade, Faculty of Technology and Metallurgy

Dr. Nikola Živković, scientific associate

University of Belgrade, Vinča Institute of Nuclear Sciences

DATE:

ACKNOWLEDGEMENT

Thank to Allah for His kindness giving me a good health and full strength to finish this thesis. In time of difficulties, I believe He is always there to help and give me an internal encouragement.

First of all, I would like to thank my Supervisor, Prof. Mirjana Kijevcanin, for giving me a guideline and idea for doing this thesis, and for the constant support and encouragement that she has shown to me from the beginning until the end of this thesis.

My biggest thank go to my family especially my father and mother, for their love, support and encouragement not only during my study but for my entire life. Nothing single word can express my love and gratitude for them.

I am also deeply thankful to Prof. Ivona Radović, Dr. Gorica Ivaniš and Dr. Nikola Živković for their support and knowledge in their area of expertise.

I am also very thankful to Dr. Divna Majstorovic for her kindness and support during my study.

I would like to extend my deepest appreciation to all the staff in department of chemical engineering for kind support and help on the technical and the administrative aspect of the study.

Last but not least, to all people who involved directly or indirectly to finish this thesis, thank you so much for your encouragement.

Thermodynamic characterization of multicomponent mixtures of esters and alcohols at atmospheric and elevated temperatures and pressures

ABSTRACT

Biofuels have attracted considerable attention for current and future utilization because of their benefits as promising alternative, ecological and economical viable fuels, with particular reference to biodiesel and alcohols. In order to use biodiesel in diesel engines, the volumetric and transport properties of the fuel (i.e. density and viscosity) must be improved since they affect spray properties, atomization and combustion processes of a fuel. In addition, the derived thermodynamic magnitudes, such as isothermal coefficient and isobaric thermal expansion coefficient, greatly influence the atomization process and, consequently, the fuel consumption of diesel engines. Therefore, knowledge of these properties at different pressures and temperatures is important in order to predict and improve the performance of diesel engines. Densities, viscosities, sound velocities and refractive indices of pure components: 1-butanol, 1-propanol, ethyl laurate, ethyl linoleate, ethyl myristate, ethyl oleate, methyl laurate and *n*-hexadecane were measured at temperatures $T = (293.15 \text{ to } 343.15) \text{ K}$ and atmospheric pressure. The measured values were compared to several available literature data, and good agreement was noticed: an overall absolute average percentage deviation (AAD) of 0.04%, 0.07%, 3 % and 0.1% for density, speed of sound, viscosity and refractive index data, respectively.

Besides that, densities, viscosities, speeds of sound and refractive indices of ternary mixture ethyl oleate + *n*-hexadecane + 1-butanol (3), and for the corresponding binary mixtures: ethyl laurate + 1-propanol, ethyl oleate + 1-butanol, ethyl oleate + 1-propanol, ethyl oleate + *n*-hexadecane, *n*-hexadecane + 1-butanol and *n*-hexadecane + 1-propanol were measured in the temperature range $T = (293.15 \text{ to } 343.15) \text{ K}$ at atmospheric pressure. The measurements were performed on an Anton Paar DSA 5000 M density and sound velocity meter, Anton Paar SVM 3000 digital viscometer, and Anton Paar RXA 156 refractometer. From the experimental data, a number of thermodynamic parameters were also calculated, namely, excess molar volumes (V^E), viscosity deviation functions ($\Delta\eta$), deviations in refractive index (Δn_D), excess molar Gibbs energy of activation of viscous flow (ΔG^{*E}) and deviation in isentropic compressibility ($\Delta\kappa_s$). The binary and ternary properties are then correlated as a function of the mole fraction by using the Redlich–Kister and Nagata and Tamura equations, respectively, and then used to analyze molecular interactions present in the mixtures.

The densities of all studied components, except *n*-hexadecane, were measured in the temperature range $T = (293.15 \text{ to } 413.15) \text{ K}$ (along 15 isotherms) and at pressures up to 60 MPa by means of Anton Paar DMA HP densimeter. Deviation of the experimental data from literature data selected for comparison, in the studied ranges of temperature and pressure was around 0.05 % for studied components. The obtained densities were correlated using the modified Tammann-Tait equation with an AADs between measured and calculated values lower than 0.05% for all studied esters. Further, that enabled calculation of the derived thermodynamic properties, such as the isothermal compressibility, the isobaric thermal expansivity, the internal pressure and the difference between the specific heat capacity at constant pressure and at constant volume.

Viscosity modeling for pure components was carried out by means of the Vogel-Fulcher-Tammann (VFT) equation. Viscosities of four binary systems were modeled applying two approaches: group contribution models UNIFAC-VISCO and ASOG-VISCO, and correlative one to three-parameter models (Teja-Rice, McAllister-3 and McAllister-4).

Keywords: experimental measurements, viscosity, density, refractive index, ester, alcohol, excess thermodynamic properties, molecular interactions, viscosity modeling.

Termodinamička karakterizacija višekomponentnih smeša estara i alkohola na atmosferskim i uslovima povišenih temperatura i pritiska

IZVOD

Biogoriva su privukla značajnu pažnju, kako za trenutnu, tako i za buduću upotrebu zahvaljujući svojim prednostima kao obećavajućim alternativnim, ekološkim i ekonomičnim gorivima, a posebno se ističu biodizel i bioalkoholi. Da bi se biodizel koristio u dizel motorima moraju mu se poboljšati volumetrijska i transportna svojstva (tj. gustina i viskoznost), jer utiču na raspršivanje, atomizaciju i sagorevanje goriva. Pored toga, izvedene termodinamičke veličine, kao što su izotermska stišljivost i izobarni koeficijent termičkog širenja, značajno utiču na proces atomizacije, a samim tim i na potrošnju goriva u dizel motorima. Stoga je poznavanje ovih svojstava pod različitim pritiscima i temperaturama važno kako bi se predvideo i poboljšao rad dizel motora. Gustine, viskoznosti, brzine zvuka i indeksi refrakcije čistih komponenti: 1-butanola, 1-propanola, *n*-heksadekana, etil oleat, etil linoleata, etil laurata, etil miristata i metil laurata su mereni na temperaturama $T = (293,15 \text{ do } 343,15) \text{ K}$ pri atmosferskom pritisku. Izmerena vrednosti su poređene sa nekoliko dostupnih literaturnih podataka, I primećeno je dobro slaganje, ukupno prosečno pocentualno odstupanje (AAD) je bilo oko 0,04%, 0,07%, 3% i 0,1%, redom za gustine, brzine zvuka, viskoznosti i indekse refrakcije.

Pored toga, merene su i gustine, viskoznosti, brzine zvuka i indeksi refrakcije ternerne smeše etil oleat + *n*-heksadekan + 1-butanol, i odgovarajućih binarnih smeša etil oleat + 1-butanol, etil oleat + 1-propanol, etil oleat + *n*-heksadekan, etil laurata + 1-propanol, *n*-heksadekan + 1-butanol i *n*-heksadekan + 1-propanol u temperaturnom opsegu $T = (293,15 \text{ do } 343,15) \text{ K}$ na atmosferskom pritisku. Merenja su izvršena na Anton Paar DSA 5000 M uređaju za merenje gustine i brzine zvuka, Anton Paar SVM 3000 digitalnom viskozimetru i Anton Paar RKSA 156 refraktometru. Iz eksperimentalnih podataka su, takođe, izračunai I brojni termodinamički parametri, kao na pr. Dopunska molarna zapremina (V^E), odstupanje viskoznosti ($\Delta\eta$), odstupanje indeksa refrakcije (Δn_D), dopunska molarna Gibsova energija aktivacije viskoznog toka (ΔG^{*E}) i višak izentropske kompresibilnosti ($\Delta\kappa_s$). Binarna i ternarna svojstva su nakon toga korelisana u zavisnosti od molekulskih sastava primenom Redlich-Kister i Nagata i Tamura jednačina, redom, a potom su korištena za analizu molekulskih interakcija unutar smeša.

Gustine ispitivanih komponenti, osim *n*-heksadekana, merene su u temperaturnom opsegu $T = (293,15 \text{ do } 413,15) \text{ K}$ (duž 15 izoterma) i pri pritiscima do 60 MPa korišćenjem densimetra Anton

Paar DMA HP. Odstupanje izmerenih vrednosti od literaturnih podataka izabranih za poređenje, u rasponu proučavanih temperatura i pritiska, je bilo oko 0,05% za proučavane komponenti. Izmerene gustine su korelirane primenom modifikovane Taman-Tejtove jednačine sa AAD nižim od 0,05% za sve proučavane komponenti. To je, dalje, omogućilo računanje termodinamičkih svojstva, kao što su izotermska stišljivost, koeficijent izobarskog oplotog širenja, unutrašnji pritisak i razlika između specifičnog toplotnog kapaciteta pri konstantnom pritisku i konstantnoj zapremini.

Modelovanje viskoziteta čistih komponenti vršeno je pomoću jednačine Vogel -Fulcher-Tammann (VFT). Viskoznosti četiri binarna sistema su modelovane primenom dva pristupa, modela doprinosa grupa UNIFAC-VISCO i ASOG-VISCO, i korelativnim modelima sa od jednog do tri parametra (Teja -Rice, McAllister-3 i McAllister-4).

Ključne reči: eksperimentalna merenja, viskoznost, gustina, indeks refrakcije, estar, alkohol, dopunske termodinamičke veličine, molekulske interakcije, modelovanje viskoznosti.

Nomenclatures

| | |
|----------------------|---|
| v | specific volume ($\text{m}^3 \cdot \text{kg}$) |
| m | mass (kg) |
| V | volume (m^3) |
| m_{tot} | total mass of an ideal solution (kg) |
| V_{tot} | total volume of an ideal solution (m^3) |
| m_i | mass of the component i (kg) |
| V_i | the molar volume of the components ($\text{m}^3 \cdot \text{mol}^{-1}$) |
| k | number of components in the solution |
| γ | specific weight (dimensionless) |
| ρ_{ref} | reference density ($\text{kg} \cdot \text{m}^{-3}$) |
| k_T | coefficient of isothermal compressibility (GPa^{-1}) |
| α_p | isobaric thermal expansivity (K^{-1}) |
| β | isentropic bulk modulus (MPa) |
| ρ | density ($\text{kg} \cdot \text{m}^{-3}$) |
| u | speed of sound ($\text{m} \cdot \text{s}^{-1}$) |
| L_f | the intermolecular free length (m) |
| K_j | temperature dependent Jacobson's constant |
| T | absolute temperature (K) |
| F | Force (N) |
| A | Area (m^2) |
| τ_{yx} | shear stress (Pa) |
| $d\omega_x/dy$ | gradient velocity (s^{-1}) |
| η | dynamic viscosity ($\text{mPa} \cdot \text{s}$) |
| n_D | refractive index (dimensionless) |
| ϵ_r | relative (dielectric) permittivity of the medium |
| μ_r | relative (magnetic) permeability of the medium |
| V^E | excess molar volume ($\text{m}^3 \cdot \text{mol}^{-1}$) |
| M | molar mass ($\text{kg} \cdot \text{mol}^{-1}$) |
| x | corresponding mole fraction |
| $\Delta\eta$ | viscosity deviation ($\text{mPa} \cdot \text{s}$) |
| η_i | viscosity of pure component i ($\text{mPa} \cdot \text{s}$) |
| Δn_D | refractive index deviation (dimensionless) |
| n_D | refractive index of mixture |
| $n_{D,i}$ | refractive index of pure component i |
| ΔG^{*E} | excess free energies of activation of viscous flow ($\text{J} \cdot \text{mol}^{-1}$) |
| R | gas constant ($8.314 \text{ J} \cdot \text{K}^{-1} \cdot \text{mol}^{-1}$) |
| κ_s | isentropic compressibility of mixture (Pa^{-1}) |
| $\Delta\kappa_s$ | deviation in isentropic compressibility (Pa^{-1}) |
| $\Delta\kappa_{s,i}$ | isentropic compressibility of pure component i (Pa^{-1}) |
| ϕ_i | volume fraction of i -th component |
| ρ^{ref} | denotes density of the sample at reference pressure (0.1MPa) |
| γ | thermal pressure coefficient (dimensionless) |
| p_{int} | internal pressure (MPa) |
| U | internal energy (J) |
| c_p | specific heat capacity at constant pressure ($\text{J} \cdot \text{Mole}^{-1} \cdot \text{K}^{-1}$) |
| c_v | specific heat capacity at constant volume ($\text{J} \cdot \text{Mole}^{-1} \cdot \text{K}^{-1}$) |

| | |
|--|--|
| ΔY_{123} | excess property of ternary mixture i.e. V^E , $\Delta\eta$, Δn_D and $\Delta\kappa_s$ |
| Y_{12} , Y_{23} , and Y_{13} | contribution of binary mixtures ij to the ternary system |
| Δ_{123} | ternary contribution |
| B_0, B_1, \dots, B_8 | adjustable parameters of the ternary contribution |
| A_p | fitting parameters |
| k | number of parameters |
| m | number of experimental data points |
| $(\Delta^* G^{EC} / RT)$ | combinatorial part of excess Gibbs free energy |
| $(\Delta^* G^{ER} / RT)$ | residual part of excess Gibbs free energy |
| $V_{0.5}^E$ | excess molar volume at equimolar composition |
| η_m | viscosity of mixture |
| PD_{\max} | maximum percentage deviations |
| α_{nm} | interactions of the functional groups within the mixture in the UNIFAC-VISCO model |
| $(m_{kl}$ and $n_{kl})$ | interactions of the functional groups within the mixture in the ASOG-VISCO model |
| $R1$ and $R2$ | reference fluid |
| ω | acentric factor |
| \mathcal{E}_m | mixture parameter in the Teja-Rice model |
| Ψ_{ij} | interaction parameter in the Teja-Rice model |
| v_{12} and v_{22} | binary interaction parameters in the McAllister-3 model |
| v_{1112} , v_{1122} and v_{2221} | binary interaction parameters in the McAllister-4 model |

Subscripts/ Superscripts

| | |
|-------------|--|
| 1, 2, and 3 | components of binary and ternary mixture |
| i | i th component of the mixture |
| E | excess |
| s | isentropic |
| cal | calculated value |
| exp | experimental value |
| i, j | component i, j |
| max | maximum value |
| m | mixture |

Acronyms

| | |
|------|----------------------------|
| AAD | absolute average deviation |
| rmsd | root mean square deviation |
| OF | objective function |

Table of Contents

| | |
|--|------------|
| ACKNOWLEDGEMENT | IV |
| 1 INTRODUCTION | 1 |
| 1.1 DISSERTATION STRUCTURE | 4 |
| 2 THEORETICAL PART..... | 6 |
| 2.1 THERMODYNAMIC PROPERTIES | 6 |
| 2.2 EXCESS THERMODYNAMIC PROPERTIES | 10 |
| 2.3 CORRELATIONS OF EXCESS PROPERTIES..... | 11 |
| 2.4 HIGH PRESSURE DENSITY CORRELATION | 12 |
| 2.5 EVALUATION METHODS | 15 |
| 3 EXPERIMENTAL EQUIPMENT AND PROCEDURES | 16 |
| 3.1 CHEMICALS | 16 |
| 3.2 PREPARATION OF MIXTURES | 21 |
| 3.3 DENSITY MEASUREMENT AT ATMOSPHERIC PRESSURE..... | 22 |
| 3.4 VISCOSITY MEASUREMENT..... | 23 |
| 3.5 DENSITY AND SPEED OF SOUND MEASUREMENTS | 24 |
| 3.6 REFRACTIVE INDEX MEASUREMENT..... | 26 |
| 3.7 DENSITY MEASUREMENT AT HIGH PRESSURE | 27 |
| 3.8 DATA REDUCTION | 32 |
| 4 EXPERIMENTAL RESULTS..... | 33 |
| 4.1 RESULTS OF EXPERIMENTAL MEASUREMENT OF PURE SUBSTANCES AT AMBIENT PRESSURE | 33 |
| 4.2 RESULTS OF EXPERIMENTAL MEASUREMENTS OF BINARY MIXTURES..... | 37 |
| 4.3 RESULTS OF THE EXPERIMENTAL MEASUREMENT OF A TERNARY SYSTEM | 49 |
| 4.4 HIGH-PRESSURE DENSITY MEASUREMENT OF PURE COMPONENTS | 52 |
| 5 MODELING EXPERIMENTAL DATA..... | 58 |
| 5.1 MODELING VISCOSITY AT AMBIENT PRESSURE..... | 58 |
| 5.2 DYNAMIC VISCOSITY MODELING OF BINARY MIXTURES..... | 58 |
| 5.3 OPTIMIZATION - DETERMINATION OF INTERACTION PARAMETERS..... | 61 |
| 5.4 HIGH-PRESSURE DENSITY MODELING AND CALCULATION OF DERIVED PROPERTIES..... | 64 |
| 6 CONCLUSION | 73 |
| 7 REFERENCES | 78 |
| 8 APPENDIX..... | 86 |
| 9 BIOGRAPHY OF THE AUTHOR | 184 |

1 Introduction

Over the past decades, a lot of effort has been devoted to reduce the dependence on petroleum-based fuels for power generation and transportation throughout the world. The main reasons for this are the increase in prices of petroleum fuels, stringent emission norms and rapidly dwindling worldwide petroleum reserves¹⁻⁶. The major consumers of energy are the industrial and the transport sectors, with assumed common share of about 70% in the total growth of worldwide consumption of petroleum and related liquid fuels in the period 2010 to 2040⁷. The energy consumption of the transport sector increased year by year from 1986 to 2017, an average consumption of diesel fuel had increased by 2.46 times from 1.5 million barrels per day in 1986 to more than 51 million barrels per day in 2017. In 2017, almost 14 million barrels of petroleum fuels as a whole were consumed⁸. Globally, an average consumption of energy in the transport sector rises by 1.1% per year as a response to the development of motor industry. It is very important to mention that transportation is one of the major contributors of greenhouse gases emissions which have a great effect on the oxidation–reduction capacity of the atmosphere, such as carbon monoxide (CO), carbon dioxide (CO₂), nitrogen oxides (NO_x), and volatile organic compounds (VOCs), as well as aerosols and increase of particulate matter (PM) concentration⁹. The International Energy Agency(IEA) expects not only that greenhouse gas emissions from transport sector will be increased by 92% between 1990 and 2020 but also that 8.6 billion metric tons carbon dioxide will be released to the air from 2020 to 2035¹⁰. These predictions have challenged researchers to study the performance of diesel engine aiming to meet the future rigorous emission standards. Therefore, the research projects have generally been focused on some of promising engine technologies, e.g. advanced fuel injection system, combustion process and a new exhaust gas treatment system^{11, 12}. Despite high level of achievements, further reduction of engine emissions and fuel consumption are the most significant demands imposed on engines and these requirements have been increasingly stringent every year^{5, 11}. Due to these growing concerns, many researchers have focused on exploring different sources of renewable energy for partial or total replacement of fossil fuels for automobiles¹¹. Consequently, the production and use of biofuels have drawn a considerable attention, especially the biodiesel and bioalcohols, in order to reduce the global exhaust emissions without significant modifications in diesel engines design¹³. They have gained a great deal of attention in recent years not only because they are produced in an ecologically sustainable way, but also because they are highly oxygenated fuels, and, therefore, a strong contenders for reductions in environmental pollution^{11, 14}.

Biodiesel consists of long-chain alkyl (methyl or ethyl) esters produced by transesterification of vegetable oils or other feedstocks, largely composed of triacylglycerols, with short-chain alcohol, such as methanol or ethanol, in the presence of a catalyst^{11, 15, 16}. Unlike diesel fuel, biodiesel consists of a limited number of components which enables the study of the properties of each individual component and the prediction of the thermophysical properties of biodiesels as a function of their fatty acid profile^{11, 17}. Fuel injection and combustion take place at moderate temperatures and high pressures and are strongly influenced by the volumetric and transport properties of the fuel, especially density and viscosity. In order to use biodiesel in diesel engines, these properties must be improved since they affect spray properties, atomization and combustion processes of a fuel^{14, 18-20}. In addition, the derived thermodynamic magnitudes, such as isothermal coefficient and isobaric thermal expansion coefficient, greatly influence the atomization process and, consequently, the fuel consumption of diesel engines²¹⁻²³. Therefore, knowledge of these properties at different pressures and temperatures is important in order to predict and improve the performance of diesel engines.

Density data of pure biodiesel have been mostly measured at atmospheric pressure^{24, 25}, and only in the last decade data on densities of pure biodiesel at high pressures have been published^{21, 22, 26-30}. The impact of various substitutes for fossil diesel fuels, especially biodiesel and alcohols, on the operation and design of diesel engines, has been studied³¹⁻³⁵. Blending biodiesel with alcohols of lower viscosity is one of the methods which on one side increase the biofuels content in mixture, and on the other side maintaining the properties within prescribed limits for the commercial diesel^{13, 19, 36, 37}. This allows the diesel engine to use biodiesel without any further modification. Such investigations about addition of certain alcohols into biodiesel-diesel blends can be found in the literature^{38, 39}.

Recent researches have shown that the alcohols with a high-carbon structure like *n*-propanol (three carbons) and *n*-butanol (four carbons) are appropriate fuel additives to improve the biodiesel properties due to several advantages like higher cetane number, lower heat of vaporization, higher heating value and better miscibility with biodiesel-diesel blends⁴⁰⁻⁴³. However, the properties of the blends are directly influenced by the operating conditions as well as by the composition of biofuels. Therefore, the knowledge of the fundamental thermodynamic properties of biodiesel blends and their dependence on temperature and pressure is of the greatest importance¹³.

Density measurements of 1-butanol at pressures up to 140 MPa along isotherms ranging from (263.15-468.15) K were previously conducted⁴⁴. Alaoui et al.⁴⁵ determined density of 1-butanol at pressure up to 140 MPa at the temperature range (293.15-403.15) K. Davila and co-authors⁴⁶ reported

densities of 1-butanol and 1-propanol at pressure up to 60 MPa within temperature range (278.15-358.15) K. Also, Abdulagatov et al.⁴⁷ examined density of 1-propanol at pressure up to 40 MPa within temperature range (298.15-423.15) K. Ndiaye et al.^{27, 28} examined the acoustic and thermodynamic properties of methyl myristate, ethyl myristate, and methyl palmitate at temperatures (293.15-403.15) K and pressures up to 100 MPa, of methyl oleate and methyl linoleate in the temperature range (283.15-393.15) K and pressures up to 200 MPa, and the mentioned properties of methyl caprate and ethyl caprate at temperatures (283.15-403.15) K and pressures up to 210 MPa. Tat and Van Gerpen⁴⁸ studied speeds of sound and densities of methyl laurate at pressures up to 34.5 MPa along isotherm ranging from (293.15-373.15) K. Moreover, Pratas et al.²⁶ reported measurements for methyl laurate, methyl myristate and methyl oleate at pressures up to 45 MPa. Schedemann²⁹ reported densities of methyl linoleate at temperatures between (278-367) K and pressures between (0.4-130) MPa, while Dzida et al.^{30, 49} determined densities of ethyl caprylate, ethyl caprate, ethyl myristate, as well as ethyl laurate from speed of sound measurements at pressures up to 100 MPa within the temperature limits (293.15-318.15) K. Recently, Zarska et al.⁵⁰ reported densities of methyl caprylate, methyl caprate, and methyl myristate and methyl laurate from speed of sound measurements at a narrower temperature range (293.15-318.15) K and at pressures up to 100 MPa. In the case of binary systems, volumetric and ultrasonic behaviors of binary liquid mixtures of 1-butanol with *n*-hexadecane have been examined by a few authors⁵¹⁻⁵³. Molecular interactions for the ethyl oleate + 1-butanol has been spectroscopically investigated⁵⁴, as well as the thermo-physical properties of similar binary systems, such as, *n*-hexadecane + 1-octanol⁵⁵ and *n*-hexadecane + 2-propanol⁵⁶.

Due to the apparent lack of data on the thermodynamic and transport properties of pure components of biodiesel, as well as their mixtures with diesel fuel and alcohols, attention was paid to these components within this doctoral dissertation. The aim of this thesis is to report experimental data on densities, speeds of sound viscosities and refractive indices of 1-butanol, 1-propanol, ethyl laurate, ethyl linoleate, ethyl myristate, ethyl oleate, methyl laurate and *n*-hexadecane at temperatures from (293.15-343.15) K and atmospheric pressure. Besides pure components, the above-mentioned properties for the corresponding binary mixtures: ethyl laurate + 1-propanol, ethyl oleate + 1-butanol, ethyl oleate + 1-propanol, ethyl oleate + *n*-hexadecane, *n*-hexadecane + 1-butanol, *n*-hexadecane + 1-propanol and for ternary mixture ethyl oleate + *n*-hexadecane + 1-butanol are measured in the temperature range 293.15 to 343.15) K and at atmospheric pressure. From the experimental data, a number of thermodynamic parameters is also calculated, namely, excess molar volumes (V^E), viscosity deviation functions ($\Delta\eta$), deviations in refractive index (Δn_D),

excess molar Gibbs energy of activation of viscous flow (ΔG^{*E}) and deviation in isentropic compressibility ($\Delta\kappa_s$). The properties of binary and ternary mixtures are then correlated as a function of the mole fraction by using the Redlich–Kister⁵⁷ and Nagata⁵⁸ and Tamura equations, respectively, and used afterwards to get better insight into molecular interactions existing in the mixtures.

Also, for the pure components, except *n*-hexadecane, densities are reported in the temperature range (293.15–413.15) K and at pressures up to 60 MPa. After that, the measured data are correlated by the modified Tammann-Tait equation, an empirical model that is commonly used in correlating densities at high pressures^{59–62}. Based on the obtained parameters, the values of derived thermodynamic properties, such as isothermal compressibility (κ_T), isobaric thermal expansivity (α_p) and the internal pressure (p_{int}) over wide ranges of pressure and temperature, were calculated. From the aforementioned data, it is also possible to determine the difference between the isobaric and isochoric specific heat capacity, $c_p - c_v$, which enables the calculation of the specific heat capacity at a constant volume, c_v , if the one at constant pressure, c_p , is measured or derived from the speed of sound values.

Viscosity modeling for pure components was carried out by means of the Vogel-Fulcher-Tammann (VFT) equation. Viscosities of for binary mixtures were modeled applying two approaches: group contribution models UNIFAC-VISCO^{62, 63} and ASOG-VISCO⁶³, and correlative one to three-parameter models (Teja-Rice^{64, 65}, McAllister-3⁶⁶ and McAllister-4⁶⁶).

1.1 Dissertation Structure

The theoretical part of the doctoral dissertation will introduce some basic definitions and relationships in thermodynamics. It also provides a summary of the fundamental concepts that are needed to understand the thermodynamic and excess thermodynamic properties, correlation of high pressure densities and excess properties correlations.

At experimental part, there will be given an overview of the choice of systems used in the analysis, the description of the apparatus at which the experimental measurements were made, as well as the description of the treatment of the experimental materials for pure compounds and their binary and ternary mixtures. The features of apparatuses were examined as means of obtaining reliable experimental data, which have been shown to be valid.

Inside results of experimental chapter, complete results will be provided with the examination of the temperature, pressure and structure of the selected esters or alcohols on the behavior of multi-

component systems. Subsequently, a comparison of the properties of the examined mixtures of fossil fuels will be made in order to evaluate the possibility of their use as an alternative fuel.

In the modeling chapter, the obtained results will comprise the calculation and analysis of other volumetric properties of the selected mixtures. Experimentally determined viscosities were correlated using Vogel-Fulcher-Tammann (VFT) equation, and the densities and viscosities of the mentioned binary mixtures, measured at atmospheric pressure, were used to evaluate the performance of two predictive and three correlative models. Experimental high pressure densities were correlated using the modified Tait-Tammann equation and the derived thermodynamic properties such as isothermal compressibilities and isobaric expansion coefficients were calculated and evaluated, on the studied temperature and pressure ranges.

Based on the performed analysis, the conclusion chapter will summarize all the obtained results of the performed research. The quoted statements, as well as the works that were made during the research and work on this doctoral dissertation, will be found in the reference section

2 Theoretical Part

The purpose of the present chapter is to introduce some basic definitions and relationships in thermodynamics. Moreover, it also provides a summary of the fundamental concepts that are needed to understand the thermodynamic and excess thermodynamic properties, density at high pressures correlation and excess properties correlations

2.1 Thermodynamic Properties

Knowledge and understanding of relevant thermophysical properties of a system are required for a suitable design of the corresponding process or operation unit. The influence of temperature on these properties responds to different patterns, and must be taken into account in process design. If working with mixtures, a further influence to be analyzed is that of composition. In both cases, the development of simple correlations for the continuous description of discrete experimental values with small number of adjustable parameters is of high interest. In addition, a deeper insight on the interactions occurring in the system at a molecular level can be obtained. Ideally, an expression for prediction (with sufficient accuracy) of the properties of a mixture from properties of its pure components would be preferred, but this is only possible in a limited number of occasions.

2.1.1 Density

Density is one of the major physical properties and provides valuable and practical information on the behavior of pure liquids or mixtures for the understanding of the molecular interactions. Moreover, precise values of density, as a function of temperature, T , and pressure, p are not only necessary for many industrial applications, such as the design of several industrial processes including storage, transport and separation and mixing processes or optimization of operating conditions, but also to determine other physical properties such as solubility and viscosity. Density values are fundamental data for developing and testing models based on the experimental PVT data. Several important properties can be determined from density data. One of them is the isothermal compressibility κ_T , (inverse of the bulk modulus) and another is isobaric expansion, α_p , both functions of temperature, pressure and molecular structure. Knowledge of these properties is an essential for internal combustion engines which directly affects the engine performance characteristics. Density is also associated with the properties like cetane index and heating value. The performance of fuel atomization and combustion characteristics are influenced by its density. The fuel density variance will influence the output power of the engine because of altered mass of

the injected fuel. Broadly speaking, a higher density of fuel leads to inferior spray and atomization⁶⁷.

The density (ρ) can be expressed as the ratio of mass and volume⁶⁸:

$$\rho = \frac{m}{V} \quad (2.1)$$

Specific volume (v) is the reciprocal value of the density⁶⁸:

$$v = \frac{1}{\rho} = \frac{V}{m} \quad (2.2)$$

Generally, the density is usually based on pressure, temperature and characteristics of the substance. However, for substances in solid and liquid phase, the density does not change significantly over a wide temperature and pressure ranges. Also, the density usually decreases as the temperature rises, but, in some cases, it could increase with increasing of temperature.

Thus, for example, the density of water increases with increasing the temperature from 0 to 3.98 °C, and then began to decrease with further increase of temperature up to the boiling point. Densities of many pure substances can be found in the standard reference data banks⁶⁹. For the ideal gas and liquid solution with the similar components, almost the same attractive or repulsive forces are present. In that case the density of the solution could be calculated as⁶⁸:

$$\rho_r = \frac{m_{tot}}{V_{tot}} = \frac{\sum_{i=1}^k m_i}{\sum_{i=1}^k V_i} \quad (2.3)$$

where:

m_{tot} - total mass of an ideal solution.

V_{tot} - total volume of an ideal solution.

m_i - mass of the component i .

V_i - the molar volume of the components.

k - number of components in the solution.

However, in many cases, the conditions for an ideal solution cannot be applied and then the volume of solution must be measured or predicted using empirical models⁶⁸.

Specific weight (γ) of a substance represents the ratio of the density of that substance (ρ) and the density of the reference substances in certain circumstances:

$$\gamma = \frac{\rho}{\rho_{ref}} \quad (2.4)$$

For solids and liquids the reference substance is usually water at 4 °C $\rho_{ref} = 1000 \text{ kg/m}^3$ ⁶⁸.

In the case of ideal solution it could be assumed that the constituents are molecules with the same size and the same attractive or repulsive interactions.

2.1.2 Speed of sound

The speed of sound is also an essential property in chemistry and physics that is commonly employed in the development of an equation of state which describes the liquid. Further, it can be employed to obtain several thermophysical properties, such as the reduced isobaric thermal expansion coefficient, isentropic and isothermal compressibility, bulk modulus, thermal pressure coefficient, isobaric and isochoric heat capacities ⁷⁰. Speed of sound is related to diesel engine start-up. A higher speed of sound and isentropic bulk modulus of biodiesel results in a quicker fuel pressure rise from the fuel pump towards the injectors which leads to earlier injection timing and, consequently, to a higher NO_x emission ^{11, 48, 71, 72}.

The isentropic bulk modulus (β), can be obtained at each temperature level using the following equation:

$$\beta = \rho u^2 \quad (2.5)$$

where u is speed of sound and ρ refers to the density of a sample.

The knowledge of the isentropic bulk modulus enables calculation of the intermolecular free length:

$$L_f = K_j \cdot \sqrt{\kappa_s} = \frac{K_j}{\sqrt{\beta_s}} \quad (2.6)$$

where K_j denotes temperature dependent Jacobson's constant ⁷²⁻⁷⁴.

Jacobson ⁷³ gave values of the constant at a few temperatures in the range 273.15-323.15 K that were correlated and its dependence on temperature is presented as ⁷⁵:

$$K_j = (93.875 + 0.375 \cdot T) \cdot 10^{-8} \quad (2.7)$$

2.1.3 Viscosity

Viscosity, also a vital fuel property, describes the resistance of a fluid to shear stress, which is directly related to the operation of fuel injection system.

$$\tau = \frac{F}{A} \quad (2.8)$$

Experiments have shown that speed of the fluid layer in direct contact with the boundary is identical to the speed of this boundary. Between particles or layers that move at different speeds, internal friction forces resist the movement of fluid. This tangential force of friction relative to the surface area, in accordance with Newton's viscosity law, is proportional to the gradient of velocity in the direction of motion, where the proportionality coefficient, which depends on the nature of the fluid and its temperature, is called dynamic viscosity η (Pa·s) ⁷⁶. Dynamic viscosity is represented by equation 2.12:

$$\tau_{yx} = \eta \left(\frac{\partial \omega_x}{\partial y} \right) \quad (2.9)$$

where: τ_{yx} - shear stress, $(d\omega_x/dy)$ - gradient velocity, η - dynamic viscosity.

Viscosity is a thermodynamic variable that varies as a function of pressure and temperature. Generally speaking the viscosity of a liquid increases weakly with pressure ⁷⁷. Temperature can greatly effect on the value of fluid's viscosity where the viscosity declines with the increase in temperature, because of the increased spacing between molecules. In gasses, viscosity raises with temperature, owing to the increased interaction between gas molecules.

Dynamic viscosity is numerically equal to the force of friction (shear stress) per unit area of the two layers of fluid in the touch moving over one another, under the conditions that the unit of length relative to the shear of the shear rate changes for the unit. All real fluids are characterized by viscosity. In general, η is not a constant and fluids are classified as Newtonian and non-Newtonian depending on whether it is observed as a constant or not. The viscosity of the liquid with raising temperature declines and does not depend on the pressure. It increases with raising pressure and temperature in the case of gases. Viscosity of ideal gas does not depend on the pressure.

According to the European Pharmacopoeia ⁷⁸, viscosities can be represented in two different forms: dynamic viscosity or kinematic viscosity. Dynamic viscosity is the tangential force per unit area involved to move one horizontal plane with respect to the other at unit velocity when maintained a unit distance apart by the fluid. Kinematic viscosity is the ratio between the dynamic viscosity and the density. The unit of dynamic viscosity (which is described in this thesis) is the millipascal-second (mPa·s) while the kinematic viscosity unit is $\text{m}^2 \cdot \text{s}^{-1}$. The kinematic viscosity is often used in hydrodynamic and heat transfer equations. The kinematic viscosity of the liquid decreases with rising temperature as the dynamic viscosity does, since the density does not change notably with the temperature. In gases, the density with increasing temperature decreases noticeably, and with rising temperature, kinematic viscosity increases quickly ⁷⁶.

2.1.4 Refractive Index

The refractive index is a fundamental physical quantity for materials that describes how fast light propagates through the material. So it can be defined as the ratio of the speed of a wave either light or sound in vacuum to the phase speed in the medium. The refractive index depends on the wavelength of light, which is experimentally expressed as a spectrum. Since the speed of light (electromagnetic waves) is related to the electrical and magnetic properties of the medium, the refractive index can be expressed by the following relation:

$$n_D = \sqrt{\varepsilon_r \mu_r} \quad (2.10)$$

Where n_D is the refractive index, ε_r is the relative (dielectric) permittivity of the medium and μ_r is the relative (magnetic) permeability of the medium. For non-magnetic materials μ_r is very close to the unity so the refractive index n_D is approximately equal to $\sqrt{\varepsilon_r}$.

2.2 Excess Thermodynamic Properties

2.2.1 Excess molar volume

Excess molar volumes (V^E) were calculated from the experimental density values as follows:

$$V^E = \sum_{i=1}^N \frac{x_i M_i}{\rho} - \sum_{i=1}^n \frac{x_i M_i}{\rho_i} \quad (2.11)$$

In which ρ is the density of mixture, x_i and M_i represent the mole fraction of one compound in a mixture and its molar mass, respectively, and ρ_i is the density of pure component i .

2.2.2 Viscosity deviations

The deviations in the viscosity, $\Delta\eta$, were determined from the viscosity of the pure component i (η_i) and the mixture (η), using Eq.2.12:

$$\Delta\eta = \eta - \sum_{i=1}^N x_i \eta_i \quad (2.12)$$

2.2.3 Refractive index deviations

The refractive index deviations were determined based on the experimental refractive index data of the mixture and its pure components.

$$\Delta n_D = n_D - \sum_{i=1}^N x_i n_{D,i} \quad (2.13)$$

In which n_D and $n_{D,i}$ refer to the refractive index of the mixture and the pure component i , respectively.

2.2.4 Excess molar Gibbs energy of activation of viscous flow

Another excess property used in the analysis of the molecular interactions present in the mixtures is the molar Gibbs activation energy of the viscous flow ΔG^{*E} ⁷⁹. Since both density (molar volume) and the viscosity are calculated in the calculation of this excess property, it is considered more convenient for interpreting the interactions of the change in the viscosity of the mixing. The excess molar Gibbs energy of the viscous flow ΔG^{*E} for binary mixtures is obtained using the following equation:

$$\Delta G^{*E} = RT[(\ln \eta V / \eta_2 V_2) - x_1 \ln(\eta_1 V_1 / \eta_2 V_2)] \quad (2.14)$$

2.2.5 The deviation in isentropic compressibility

Another thermodynamic property which is influenced by the interactions between the molecules in the liquid mixture is called the isentropic compressibility (κ_s). It can be computed directly from the measured values of density and speed of sound as follows:

$$\kappa_s = \frac{1}{\rho u^2} \quad (2.15)$$

The deviation in isentropic compressibility, $\Delta \kappa_s$, is obtained from the following equation:

$$\Delta \kappa_s = \kappa_s - \sum_{i=1}^N \kappa_{s,i} \phi_i \quad (2.16)$$

In the above given equation, ϕ is the volume fraction of i -th component:

$$\phi_i = \frac{x_i V_i}{\sum_{i=1}^N x_i V_i} \quad (2.17)$$

In which N is the number of components in a mixture, and V_i represents the molar volume of pure component i .

2.3 Correlations of excess properties

The influence of the composition on the physical properties is typically studied by the analysis of their excess and deviation properties rather than directly on the physical properties. If the excess and deviation properties can be adequately correlated by any mathematical equation, the physical properties will be automatically correlated by means of the defining equations of excess and deviation properties. One of the most commonly used equations for correlation of excess and deviation properties is the polynomial expansion proposed by Redlich and Kister⁵⁷. This is an

empirical algebraic expansion, fairly straightforward because it consists of polynomial terms of the molar fractions. For a binary system, the Redlich-Kister polynomial adopts the following form:

$$Y^E \text{ (or } \Delta Y) = x_i x_j \sum_{p=0}^k A_p (x_i - x_j)^p \quad (2.18)$$

where Y^E (or ΔY) represents V_{ij}^E , $\Delta\eta_{ij}$, Δn_{Dij} , ΔG_{ij}^* or $\Delta\kappa_{s,ij}$; A_p are fitting parameters of the related property and $(k + 1)$ is the number of parameters determined using the F-test, and mole fractions of the i and j components are taken based on the composition of the ternary system.

The experimental values of excess molar volumes (V_{123}^E), viscosity deviations ($\Delta\eta_{123}$), and refractive index deviations (Δn_{D123}) of the ternary system were correlated with the Nagata–Tamura (NT) equations⁵⁸:

$$Y_{123}^E = Y_{12}^E + Y_{13}^E + Y_{23}^E + x_1 x_2 x_3 RT (B_0 - B_1 x_1 - B_2 x_2 - B_3 x_1^2 - B_4 x_2^2 - B_5 x_1 x_2 - B_6 x_1^3 - B_7 x_2^3 - B_8 x_1^2 x_2) \quad (2.19)$$

where Y_{123}^E represents the excess molar volumes (V_{123}^E), viscosity deviations ($\Delta\eta_{123}$), and refractive index deviations (Δn_{D123}) of the ternary system, Y_{12}^E , Y_{13}^E , Y_{23}^E are known as binary contributions, calculated for corresponding binary mixtures using eq. 2.18 and A_p binary fitting parameters, but where mole fractions of i and j components are taken based on the composition of the ternary system; and B_0, B_1, \dots, B_8 are adjustable parameters. The final part of eqs. (2.19) is the ternary contribution to the total value of the related property.

2.4 High Pressure Density Correlation

To make the present results immediately usable for engineering and design purposes¹¹, the modified Tammann-Tait⁸⁰ equation was applied to correlate the experimental high pressure density data and also to enable calculation of various derived properties. It is one of the simplest empirical equations widely used^{26, 81-83} as a method to correlate liquid density data over a broad pressure and temperature ranges:

$$\rho(T, p) = \frac{\rho^{\text{ref}}(T, p)}{1 - C \cdot \ln \left(\frac{B(T) + p}{B(T) + p^{\text{ref}}} \right)} \quad (2.20)$$

where ρ^{ref} denotes density of the sample at reference pressure, p^{ref} , and it depends on temperature, as well as $B(T)$, while C is temperature independent parameter. ρ^{ref} and $B(T)$ could be expressed as a function of temperature by considering a second-order polynomial form¹¹:

$$\rho^{ref}(T, p) = \sum_{i=0}^2 a_i T^i \quad (2.21)$$

$$B(T) = \sum_{i=0}^2 b_i T^i \quad (2.22)$$

The adjustable parameters a_i of the Eq. (2.21), as well as the parameters b_i and C of eqs. (2.20) and (2.22) need to be optimized.

2.4.1 Derived Thermodynamic Properties

Very important properties can be derived from measured densities since most of thermophysical properties are linked together by thermodynamic relations¹¹. These properties are partial derivatives of the density as a function of pressure or temperature. The physical properties that can be determined from density are, for example, coefficients of isothermal compressibility κ_T and isobaric expansion α_p .

Coefficient of isothermal compressibility κ_T , expresses the influence of pressure on the density at constant temperature⁸⁴:

$$\kappa_T = \frac{1}{\rho} \cdot \left(\frac{\partial \rho}{\partial p} \right)_T \quad (2.23)$$

For the liquids, coefficient of isothermal compaction has lower value, for example, for the water $\kappa_T = 5 \cdot 10^{-10} \text{ Pa}^{-1}$. For the systems where the gas ratio is much higher, compressibility is also higher, for example, for air at the normal conditions $\kappa_T = 10^{-5} \text{ Pa}^{-1}$ ⁸⁴.

For an ideal gas, this coefficient can be expressed as:

$$\kappa_T = \frac{1}{p} \quad (2.24)$$

Pressure effect on density can be described by the isothermal compressibility, κ_T , which can be expressed from the following equation^{11, 85, 86}:

$$\kappa_T = -\frac{1}{V_m} \left(\frac{\partial V_m}{\partial P} \right)_T = \frac{1}{\rho} \left(\frac{\partial \rho}{\partial P} \right)_T = \left(\frac{\partial \ln \rho}{\partial P} \right)_T \quad (2.25)$$

Isothermal compressibility can be obtained by incorporating equation(2.20) into(2.25) as follows⁸⁵:

$$\kappa_T = \left(\frac{C}{B(T) + p} \right) \left(\frac{\rho(T, p)}{\rho^{ref}(T, p)} \right) \quad (2.26)$$

Isobaric thermal expansivity α_p , expresses the influence of temperature on the density at constant pressure⁸⁴.

$$\alpha_p = -\frac{1}{\rho} \cdot \left(\frac{\partial \rho}{\partial T} \right)_p \quad (2.27)$$

When the gases could be considered as an ideal, this coefficient can be expressed as⁸⁴:

$$\alpha_p = \frac{1}{T} \quad (2.28)$$

The effect of temperature on density can be expressed by the isobaric thermal expansivity, α_p , which can be defined as^{48, 49}:

$$\alpha_p = -\frac{1}{V_m} \left(\frac{\partial V_m}{\partial T} \right)_p = -\frac{1}{\rho} \left(\frac{\partial \rho}{\partial T} \right)_p = -\left(\frac{\partial \ln \rho}{\partial T} \right)_p \quad (2.29)$$

The following expression is derived from the modified Tait-Tammann Eq. (2.20) and Eq. (2.29)⁴⁸:

$$\alpha_p = -\left[\frac{\rho^{ref'}(T, p)}{\rho^{ref}(T, p)} \right] - \frac{C \cdot \frac{B'(T)(p^{ref} - p)}{(B(T) + p)(B(T) + p^{ref})}}{\left(1 - C \cdot \ln \frac{B(T) + p}{B(T) + p^{ref}} \right)} \quad (2.30)$$

where $\rho^{ref'}(T, p)$ and $B'(T)$ are derivatives with respect to T of the parameters $\rho^{ref}(T, p)$ and $B(T)$ of Eq. (2.20), respectively:

$$\rho^{ref'}(T, p) = \sum_{i=0}^2 ib_i T^{i-1} \quad (2.31)$$

$$B'(T) = \sum_{i=0}^2 ib_i T^{i-1} \quad (2.32)$$

The thermal pressure coefficient⁸³, γ , and the internal pressure, p_{int} , provide a great deal of information about the nature of the liquid state and they can be calculated by the following thermodynamic relationships^{11, 86}:

$$\gamma = \frac{\alpha_p}{\kappa_T} \quad (2.33)$$

$$p_{int} = \left(\frac{\partial U}{\partial V} \right)_T = T \left(\frac{\partial P}{\partial T} \right)_p - p = T\gamma - p = \frac{T\alpha_p}{\kappa_T} - p \quad (2.34)$$

where U refers to an internal energy and V is volume of the sample.

Another important parameter for the investigation of the thermodynamic properties of methyl and ethyl esters is the difference between the specific heat capacity at constant pressure, c_p , and the specific heat capacity at constant volume, c_v , and it can be obtained from the following equation^{11, 86}:

$$c_p = c_v + T \frac{(\partial p / \partial T)_p^2}{\rho^2 (\partial p / \partial T)_T} \quad (2.35)$$

Coupling Eqs. (2.25) and (2.29) with Eq. (2.35) leads to the following expression of mentioned property:

$$c_p - c_v = \frac{\alpha_p^2 T}{\rho \kappa_T} \quad (2.36)$$

The knowledge of the isothermal and isentropic compressibility, as well as the isobaric thermal expansivity, allows determination of the specific heat capacity at constant pressure¹¹:

$$c_p = \frac{\alpha_p^2 T}{\rho(\kappa_T - \kappa_S)} \quad (2.37)$$

which further leads to calculation of the isochoric heat by combining equations (2.36) and (2.37):

$$c_v = \frac{\alpha_p^2 T \kappa_S}{\rho \kappa_T (\kappa_T - \kappa_S)} \quad (2.38)$$

2.5 Evaluation Methods

For the purpose of verifying the quality of density data modeling and the correlation for the binary and ternary data V^E , $\Delta\eta$, Δn_D , ΔG^{*E} and $\Delta\kappa_s$, the absolute average percentage deviation, the percentage maximum deviation, the average percentage deviation and the standard deviation were calculated by using the following equations:

$$AAD = \frac{100}{N} \sum_{i=1}^N \left| \frac{Y^{\text{exp}} - Y^{\text{cal}}}{Y^{\text{exp}}} \right| \quad (2.39)$$

$$MD = \max \left(100 \left| \frac{Y^{\text{exp}} - Y^{\text{cal}}}{Y^{\text{exp}}} \right| \right), i = 1, N \quad (2.40)$$

$$Bias = \frac{100}{N} \sum_{i=1}^N \frac{Y^{\text{exp}} - Y^{\text{cal}}}{Y^{\text{exp}}} \quad (2.41)$$

$$\sigma = \left(\sum_{i=1}^m (Y^{\text{exp}} - Y^{\text{cal}})^2 / (n - m) \right)^{1/2} \quad (2.42)$$

3 Experimental Equipment and Procedures

The purpose of the present chapter is to illustrate the apparatus used to measure the densities, viscosities, speed of sounds and refractive indices of all pure components as well as the corresponding mixtures involved in the present research. Furthermore, the chapter deals with detailed explanation of the procedure and the steps involved in carrying out the experiments.

3.1 Chemicals

The pure components used in composing the systems involved in the present work were purchased from Sigma-Aldrich. These components are: ethyl oleate, ethyl laurate, ethyl myristate, ethyl linoleate, methyl laurate, *n*-hexadecane, 1-propanol and 1-butanol. Chemicals were kept in dark bottles in an inert atmosphere, degassed just before a sample preparation and used without further purification.

Two sets of components were used in the apparatus calibration. The first set was used in the DMA HP densimeter calibration. These were: *n*-decane which were supplied by Merck Chemical Company, and double deionized Millipore water, provided by Veolia IonPRO-LX MkII system. The second set used to perform calibration checks on viscometer and densimeter; these were double deionized Millipore water and ambient air. All chemicals are used as it is without further purification. **Table 3.1** reports all the pure components along with their supplier and their stated. The purities of the chemicals were tested by comparing the experimental density, speed of sound and refractive index values of the pure chemicals at different temperatures with those published in the open literature.

Table 3.1 Chemicals used in this work.

| Components name | CAS | Supplier | Purity mass fraction ^a |
|----------------------|----------|---------------|-----------------------------------|
| 1-Butanol | 71-36-3 | Merck | ≥0.995 |
| 1-Propanol | 71-23-8 | Merck | ≥0.995 |
| Ethyl laurate | 106-33-2 | Sigma-Aldrich | ≤0.98 |
| Ethyl linoleate | 544-35-4 | Sigma-Aldrich | ≥65% |
| Ethyl myristate | 124-06-1 | Sigma-Aldrich | ≤0.99 |
| Ethyl oleate | 111-62-6 | Sigma-Aldrich | Ph. EUR |
| Methyl laurate | 11-82-0 | Sigma-Aldrich | ≤0.995 |
| <i>n</i> -Hexadecane | 544-76-3 | Sigma-Aldrich | ≥0.99 |

^aAs stated by supplier

1-Butanol

It is a primary alcohol with a 4-carbon structure and the chemical formula C_4H_9OH . It is one of the groups of fusel alcohols, which have more than two carbon atoms and 1-butanol has significant solubility in water (**Figure 3.1**).



Figure 3.1 the structure of 1-butanol

1-Propanol

1-Propanol is a primary alcohol with the formula $CH_3CH_2CH_2OH$. It is a colorless liquid which is also known as propan-1-ol, 1-propyl alcohol, n-propyl alcohol, and n-propanol (**Figure 3.2**).



Figure 3.2 the structure of 1-propanol

Ethyl laurate

Ethyl laurate is a fatty acid ethyl ester of lauric acid. It has a role as a metabolite (**Figure 3.3**).



Figure 3.3 the structure of ethyl laurate

Ethyl linoleate

Ethyl linoleate is a long-chain fatty acid formed by the formal condensation of the carboxyl group of linoleic acid with the hydroxy group of ethanol. It has a role as an anti-inflammatory agent and a plant metabolite. It is product of a linoleic acid (**Figure 3.4**).

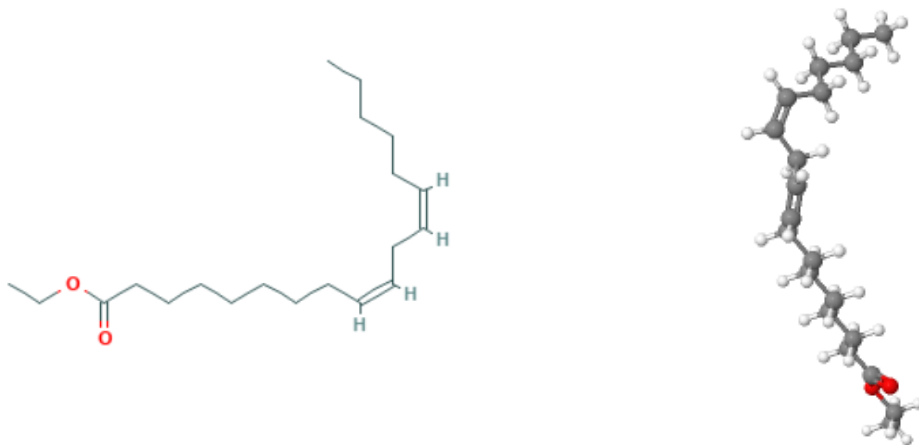


Figure 3.4 the structure of ethyl linoleate

Ethyl myristate

Ethyl myristate is a long-chain fatty acid formed by the formal condensation of the carboxyl group of myristic acid with the hydroxy group of ethanol (**Figure 3.5**).



Figure 3.5 the structure of ethyl myristate

Ethyl oleate

Ethyl oleate is a fatty acid ester resulting from the formal condensation of oleic acid and ethanol. It is a colorless to light yellow liquid (**Figure 3.6**)

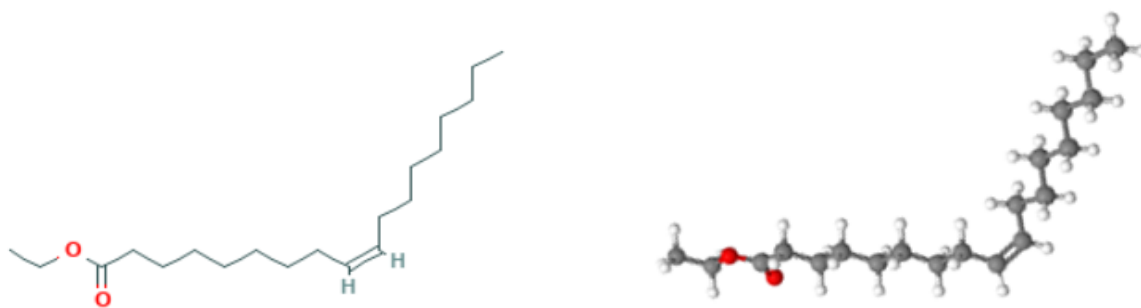


Figure 3.6 the structure of ethyl oleate

Methyl laurate

Methyl laurate is a fatty acid methyl ester of lauric acid. It has a role as a metabolite. It is a fatty acid methyl ester and a dodecanoate ester (**Figure 3.7**).



Figure 3.7 the structure of methyl laurate

n-Hexadecane

Hexadecane is a straight-chain alkane with 16 carbon atoms. It is a component of essential oil isolated from long pepper. It has a role as a plant metabolite, a volatile oil component and a non-polar solvent (**Figure 3.8**).



Figure 3.8 the structure of *n*-hexadecane

The pure components investigated in this study are:

- **1-Butanol**
- **1-Propanol**
- **Ethyl laurate**
- **Ethyl linoleate**
- **Ethyl myristate**
- **Ethyl oleate**
- **Methyl laurate**
- ***n*-Hexadecane**

The selected binary liquid mixtures for analysis are:

- **Ethyl laurate + 1-Propanol**
- **Ethyl oleate + 1-Butanol**
- **Ethyl oleate + 1-Propanol**
- **Ethyl oleate + *n*-Hexadecane**
- ***n*-Hexadecane + 1-Butanol**
- ***n*-Hexadecane + 1-Propanol**

as well as one ternary system:

- **Ethyl oleate + *n*-Hexadecane + 1-Butanol**

3.2 Preparation of Mixtures

All substances are stored in dark bottles in a dry place and dissected in an ultrasonic bath (Figure 3.9) before use. All the vessels used for the measurement are washed with water after washing with ethanol and acetone before disposing into the dryer (Figure 3.9). Before starting to measure the thermophysical characteristics of the binary / ternary mixture, it is first necessary to make a mixture of a particular composition. The relative content of the component in the mixture is expressed through a molar fraction. An automatic scale Mettler Toledo AG 204 (Figure 3.9) was used to prepare the mixture, with a precision of 1×10^{-7} kg and the standard uncertainty in mole fraction in this work was less than $\pm 1 \times 10^{-4}$ ¹³. The mixtures were made in glass containers with a minimum volume of 10 cm³. An empty and clean vessel is placed on the analytical scale of the analytical scales and performs the tare. In an empty normal vessel, a certain mass of the first pure component is injected by means of a syringe. Note the number of the component number one and reset the tare again. The same procedure is repeated for the second component (in the case of binary systems) or the third component (in the case of ternary systems), taking into account that the sum of the molar shares of all the components is equal to the unit. For the binary system, nine mixtures were made so that the molar shares of the first, or other components, cover the whole concentration range from 0 to 1 with step 0.1.



Figure 3.9 An automatic scale Mettler Toledo AG 204, Branson 3210 ultrasonic bath and dryer.

Ternary mixture was made with constant ratio of molar fraction of the first and third components x_1 / x_3 , for the following relationship values: 0.11, 0.25, 0.67, 1.5, 4.0 and 9.0. Therefore, six lines with a constant ratio of the molar fraction of the first and third components were selected, while the molar fraction of the second component was chosen so that the experimental points cover the whole concentration field of 0-1 to 0 molar increments with step 0.1. Thus, in the experimental

measurement of the ternary system, nine points were measured for each line, which totals 54 points. Before each series of measurements, each sample was degassed in Branson 3210 ultrasonic bath (for 15 minutes) at room temperature (**Figure 3.9**) and withdrawn from the glass vials using 0.005 L hypodermic syringe and afterwards it was injected carefully into the inlet of the measuring tube.

3.3 Density Measurement at atmospheric pressure

During work on this doctoral thesis, atmospheric pressure densities were measured on a DMA 5000 density gauge manufactured by Anton Paar (**Figure 3.10**). This gauge provides the ability to measure densities with very high precision at different temperatures in the range (273.15-363.15) K and at pressures of (0-10) bar. What is important to mention is the wide range of densities that can be measured from 0-3 g · cm⁻³ with a precision of $1 \cdot 10^{-6}$ g · cm⁻³, as well as a very short time for determining individual densities of 40 s. The temperature is adjusted automatically by setting the desired temperature or range at which measurements are taken via the device screen, and the Peltier element with two integrated Pt 100 thermometers maintains the temperature with a precision of 0.001 K. The DMA 5000 is a density gauge with oscillating U tube, made in this case made of borosilicate glass and allowing the sample to be observed during measurement. The unit automatically converts the measured oscillation periods in the sample filled tubes into the sample densities and displays the results on its screen.



Figure 3.10 DMA 5000 Density Measurement Device.

The results are also stored in the device memory, which greatly facilitates the density measurement process. The device also automatically corrects the measured densities due to the influence of the viscosity of the tested samples. A detailed operating principle, device calibration procedure, and the procedure itself for measuring atmospheric pressure densities have been given in the literature⁸⁷⁻⁹¹. The basic properties of the device are given in **Table A 1**.

3.4 Viscosity Measurement

A digital Stabinger viscosimeter (model SVM 3000/G2) was employed to determine the density and the dynamic and kinematic viscosity in the temperature range from (288.15 - 373.15) K and in the viscosity range of 0.2 mPa·s to 20 Pa·s at atmospheric pressure. A scheme of the measurement cell can be found in **Figure 3.11**. It contains two measuring cells; one of which is used for determining the density of the sample, while the other one measures the dynamic viscosity. The kinematic viscosity of the liquid sample is derived from the relationship between the measured density and dynamic viscosity. Before running each experiment, all samples were degassed by using a Branson 3210 ultrasound bath and then were injected into U-shaped tube that was excited to produce mechanical resonant vibrations. The density measurement is based on the relation between the oscillation period and sample density. The cell used for dynamic viscosity measurements contains a straight tube filled with sample in which a light weight magnetic rotor floats freely. A rotating magnet generates an eddy current field in the surrounding copper casing with a speed-dependent brake torque. Shortly after the start of the measurement, the rotor reaches a stable speed determined by the equilibrium between the brake torque caused by eddy currents and the shear forces at work in the sample. The temperature in the cell was regulated to ± 0.01 K with a built in solid-state thermostat. The stated reproducibility of the dynamic viscosity and density measurements is 0.35% and $0.5 \text{ kg} \cdot \text{m}^{-3}$ in the temperature interval (293.15 to 373.15) K.




Figure 3.11 Viscosimeter Anton Paar SVM 3000 and Schematic Displacement of Viscosimeter Cell Meters.

The temperature in the cell was regulated to 0.01 K with a built in solid-state thermostat. Over the temperature range studied, the relative expanded uncertainty in the dynamic viscosity measurements ($k=2$, 95% confidence level) was estimated to be within 0.70%. A detailed description of the device operation and measurement procedure is given in the literature^{89, 91}, and the specification data in **Table A 2** in the Appendix.

3.5 Density and Speed of Sound Measurements

Anton Paar DSA 5000 M was used to simultaneously measure two physically independent properties within one sample (**Figure 3.12**). The density and speed of sound measuring ranges are from (0 to 3000) $\text{kg}\cdot\text{m}^{-3}$ and from (1000 to 2000) $\text{m}\cdot\text{s}^{-1}$, respectively. The density is determined by measuring the oscillation frequency of a sample-filled U-shaped tube while the speed of sound is measured using an ultrasonic transmitter and receiver located on one side of the U-tube. Before each series of measurements, each sample was withdrawn from the glass vials using 0.005 L a plastic-tipped hypodermic syringe and afterwards it was injected carefully into a U-shaped borosilicate glass tube. The tube is electro-magnetically excited to vibrate at its characteristic frequency, at a given temperature, and automatically converted to liquid density through accurate determination of the characteristic frequency and a mathematical conversion. The speed of sound measuring cell is bordered by an ultrasonic transmitter and receiver that are placed opposite to each other on either side of the sample. The transmitter emits sound waves of a known frequency through the sample. The speed of sound can be determined by using the period of received sound waves and the distance between the transmitter and receiver Eq. 3.1.



Figure 3.12 DSA 5000 M Density and Sound Speed Measurement Device

An apparatus is able to detect small bubbles of gas present in the whole measuring cell by an advanced analysis of its oscillations pattern and generates a warning message. The filling process of the sample can also be checked visually using a real-time camera display with zoom function. After each measurement, the measuring cell has to be washed first with Millipore quality water many

times and rinsed and cleaned with up to two rinsing liquids (ethanol and acetone) and subsequently dried by a filtered flow of air from a built-in pump. Calibration of the apparatus was carried out daily at the corresponding temperature using air and Millipore quality water in accordance with the technical recommendations for the instrument. The measuring results of density and speed of sound are shown together on the LED display, saved and can be exported or printed. In the apparatus was used the option “temperature scan” in which it can automatically change the temperature in chosen steps. During this procedure, the temperature is kept constant with a built-in solid-state thermostat that can control temperature in the cell within ± 0.01 K. The measurement uncertainty (combined expanded uncertainty at the 95% confidence level with a coverage factor of $k = 2$) of the density and speed of sound are 0.01 % and 0.10 %, with repeatabilities of $0.001 \text{ kg}\cdot\text{m}^{-3}$ and $0.1 \text{ m}\cdot\text{s}^{-1}$ respectively. The measured densities and speed of sounds were used to determine volumetric and acoustical properties of mixtures. **Table A 3** with specifications on DSA 5000 M device is given in the Appendix.

$$W = \frac{L(1+1.6 \times 10^{-5} \Delta T)}{\frac{P}{512} - f_3} \quad (3.1)$$

where L is the original path length of the sound waves; ΔT is the temperature deviation to 293 K; P is the oscillation period of the received sound waves; τ is the apparatus constant for sound velocity; f_3 is the correction term for temperature.

When a sample is inserted into a measuring cell and a measurement is initiated, it is electronically excited to oscillate at a characteristic frequency that varies with temperature. Precise determination of this frequency and further calibration calculations give the density of the injected sample. Densities are determined by measuring the oscillation frequency of a sample-filled U-shaped tube and the reference oscillator:

$$\rho = K_A \cdot Q^2 \cdot f_1 - K_B \cdot f_2 \quad (3.2)$$

where K_A and K_B are the constants of the apparatus, Q is the oscillation period in the tube divided by the oscillation period of the reference oscillator, and f_1 and f_2 are the correction factors for temperature, viscosity and nonlinearity.

3.6 Refractive Index Measurement

An automatic Anton Paar refractive index analyzer RXA-156 was employed to determine the refractive index pure components and their mixtures (**Figure 3.13**). It works with a synthetically sapphire prism at the wavelength of 589.3 nm and the temperature of the sample is kept constant with a built-in thermostat within an uncertainty of 0.03 K. The refractive index data have an uncertainty of 2×10^{-5} . The RXA 156 measuring module is operated in combination with DSA 5000 M in order to save time by simultaneously determining the density, speed of sound, and refractive index. A photograph of the DSA 5000 M and the RXA 156 is given in **Figure 3.16**. The measuring results of the RXA 156 are transmitted to the DSA 5000 and shown together with density and speed of sounds on the LED screen display. The calibration was performed with pure liquids with known refractive indices. Over the temperature range studied, the estimated experimental uncertainties in the refractive index measurements ($k = 2$, 95% confidence level) were about $\pm 1 \times 10^{-4}$. The procedure for measuring and operating the refractometer is explained in more details in the literature⁸⁹⁻⁹¹, and more precise device data are presented in **Table A 4** in the Appendix.



Figure 3.13 RXA 156 Refractometer connected to DSA 5000 M Density and Sound Speed Measurement Device.

3.7 Density Measurement at high pressure

The compressed liquid density measurements at various temperatures and pressures were carried out using an Anton Paar DMA HP vibrating tube densimeter⁹¹. A brief description of the experimental setup and procedures is given here. The experimental system comprises of DMA HP vibrating-tube densimeter, DMA 5000 densimeter, pressure transducer, a rupture-disc, fill and drain valves, syringe and vacuum pumps as schematically shown in **Figure 3.14**. The core component is an Anton Paar DMA HP vibrating-tube densimeter which consists of the measuring cell for high pressures and temperatures. It is connected with DMA 5000 densimeter as a reading device, which evaluates the oscillation period of the measuring cell filled with a sample. AP SoftPrint software program (a Microsoft Excel Add-In) was employed to read out and transfer the measured values from DMA 5000 to a PC¹¹.




Figure 3.14 The apparatus for density measurements at high pressures

Parts of apparatus are as marked in **Figure 3.14**:

I Computer for the monitoring of the measurements - which records (every 15s) data of the measured values of pressure, temperature and period of tube vibration (placed inside the densimeter),

II Tube in which the sample is injected,

III DMA HP - apparatus for the density measurements at high pressures and temperatures,

V Buffer tube,

IV High pressure generator (HiP, model No. 50-6-15),

VI The pressure sensor that sends an analog signal to DMA 5000 (type: Wika S-10)

VII DMA 5000 densimeter as a reading device, which evaluates the oscillation period of the measuring cell filled with a sample¹¹.

VIII Vacuum meter (Pirani - penning vacuum meter PPV - 30).

The apparatus enables density measurements at temperatures up to 473.15 K and at pressures ranged from 0.1 to 60 MPa. The process conditions, pressure and temperature, are set using the DMA 5000 densimeter. An integrated Peltier thermostat with the stability of $\pm 0.05\text{K}$ was used to monitor each selected temperature. The required pressure was generated and controlled with a Pressure Generator model 50-6-15, High Pressure Equipment Co. (HiP), using acetone as the hydraulic fluid, and was measured with a pressure transducer WIKA, S-10, Alexander Wiegand GmbH & Co¹¹. The transducer was calibrated up to 60 MPa and the expanded uncertainty for the pressure was 0.05 MPa with a level of confidence of 95% (coverage factor, $k = 2$).

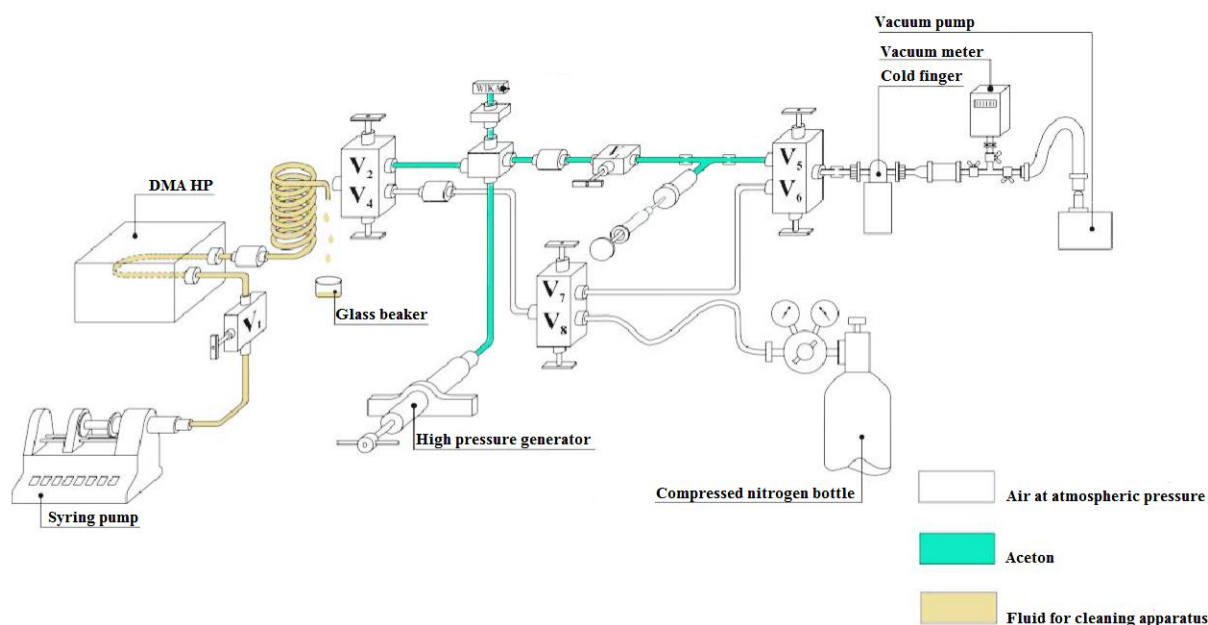


Figure 3.15 Scheme of cleaning procedure

Prior to loading the apparatus with the sample, the measuring cell and its connections are rinsed with successive use of ethanol and acetone to ensure the removal of any residues from previous sample; then it was dried using nitrogen injection for appropriate period of time (**Figure 3.15**). After degasification in Branson 3210 ultrasonic bath (for 15 minutes) at room temperature, the pure sample is pumped through a stainless steel tube into the apparatus using a syringe pump (**Figure 3.16**).

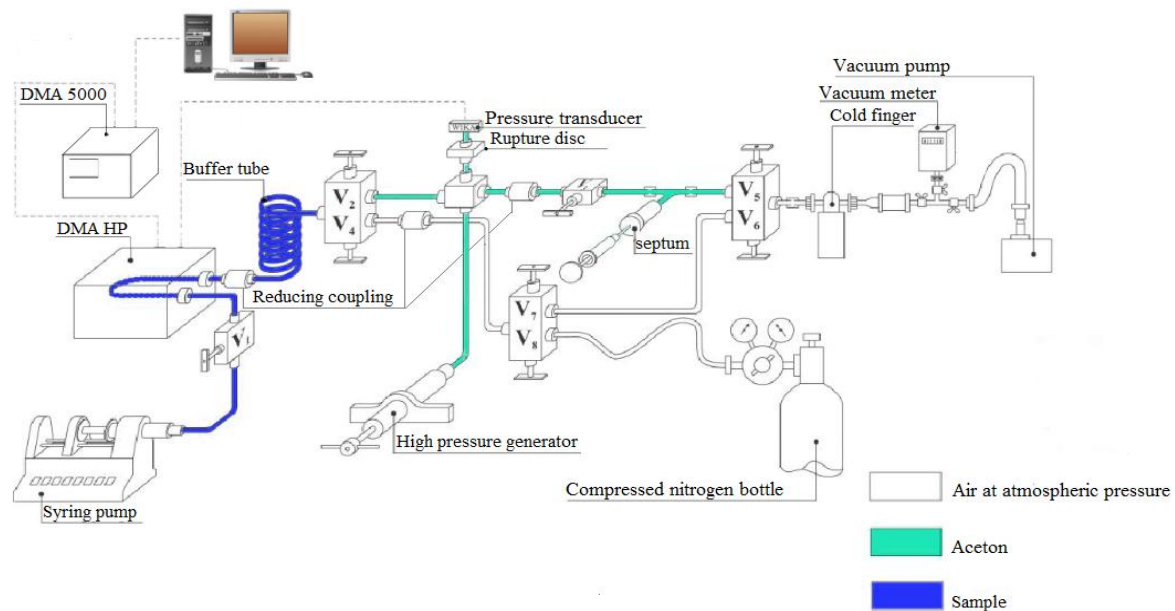


Figure 3.16 Schematic diagram used in this work for measuring compressed liquid densities at high pressures and elevated temperatures.

To avoid any micro-bubbles formation inside the capillary tube of the densimeter, the tube connecting valve V2 through V4 are slightly released and a few milliliters of the sample was allowed to run out before closing it. Once the apparatus was filled, the measurement was performed starting at 0.1 MPa and pressure was increased along an isotherm up to a maximum of 60 MPa¹¹. The system was returned to 0.1 MPa after a sequence of measurements in order to equilibrate and reperform measurement at the initial state point. After completing an isotherm, the set point temperature was changed for the next set of measurements increasing to a maximum of 413.15 K in a similar manner¹¹. During the experimental measurements, procedure for all pressures and temperatures is the same¹¹. When temperature and pressure values reach stable/equilibrium values vibrating period is recorded in the file. Data for the vibrating period could be selected only when values are equal for three consecutive measurements. An example of the file with recorded measured data is shown in **Figure 3.17**.

As it can be seen in **Figure 3.17**, pressure values are recorder in mA, and it is necessary to convert those values into bars, using eq. 3.3:

$$p[\text{barg}] = p[\text{mA}] \cdot 37.5 - 150 \quad (3.3)$$

Since, measured values are in bar, absolute pressure could be obtained by adding of barometric pressure (1 bar) to the value obtained with equation (3.3)

| Anton Paar SoftPrint V1.3 | | | | | | | | | | |
|---------------------------|----------------|--------------------|---------------------|------------|-------------------|---------------|---------|-------------|----------|------------|
| Device | | DMA Classic | | | | | | | | |
| Settings | | COM1; 9600,e,7,1 | | | | | | | | |
| act.per.ext. | ext.cell temp. | ext.cell set temp. | extcell analog inp. | method | ext.condition | pressure | Weekday | Date | Time | serial nr. |
| <i>us</i> | <i>C</i> | <i>C</i> | <i>mA</i> | | <i>adjustment</i> | | | | | |
| 2548.926 | 25 | 25 | 5.952 | HP merenje | no | -----bar | | | | |
| 2548.927 | 25 | 25 | 5.955 | HP merenje | no | 234.589968bar | Mo | 06 Jun.2016 | 10:31:40 | |
| 2548.927 | 25 | 25 | 5.953 | HP merenje | no | 234.412956bar | Mo | 06 Jun.2016 | 10:31:55 | |
| 2548.928 | 24.999 | 25 | 5.955 | HP merenje | no | 234.594216bar | Mo | 06 Jun.2016 | 10:32:11 | |
| 2548.928 | 25 | 25 | 5.956 | HP merenje | no | 234.713556bar | Mo | 06 Jun.2016 | 10:32:27 | |
| 2548.935 | 25 | 25 | 5.966 | HP merenje | no | 234.730872bar | Mo | 06 Jun.2016 | 10:32:43 | |
| 2548.941 | 24.999 | 25 | 5.975 | HP merenje | no | 235.860816bar | Mo | 06 Jun.2016 | 10:37:25 | |
| 2548.941 | 25 | 25 | 5.975 | HP merenje | no | 237.000336bar | Mo | 06 Jun.2016 | 10:41:07 | |
| 2548.941 | 25 | 25 | 5.976 | HP merenje | no | 237.088008bar | Mo | 06 Jun.2016 | 10:41:23 | |
| 2548.941 | 24.998 | 25 | 5.977 | HP merenje | no | 237.223272bar | Mo | 06 Jun.2016 | 10:41:40 | |
| 2548.941 | 25 | 25 | 5.974 | HP merenje | no | 236.887596bar | Mo | 06 Jun.2016 | 10:41:56 | |
| 2548.942 | 25 | 25 | 5.979 | HP merenje | no | 237.449244bar | Mo | 06 Jun.2016 | 10:42:11 | |
| 2548.943 | 24.999 | 25 | 5.979 | HP merenje | no | 237.486972bar | Mo | 06 Jun.2016 | 10:42:27 | |
| 2548.945 | 25 | 25 | 5.981 | HP merenje | no | | | | | |
| 2548.946 | 24.999 | 25 | 5.982 | HP merenje | no | 237.885000bar | Mo | 06 Jun.2016 | 10:44:02 | |
| 2548.945 | 24.999 | 25 | 5.981 | HP merenje | no | 237.746328bar | Mo | 06 Jun.2016 | 10:44:18 | |
| 2548.946 | 24.999 | 25 | 5.983 | HP merenje | no | 237.998400bar | Mo | 06 Jun.2016 | 10:44:33 | |
| 2548.947 | 24.999 | 25 | 5.983 | HP merenje | no | 238.008276bar | Mo | 06 Jun.2016 | 10:44:49 | |
| 2548.947 | 24.999 | 25 | 5.984 | HP merenje | no | 238.110624bar | Mo | 06 Jun.2016 | 10:45:05 | |
| 2548.952 | 25 | 25 | 5.993 | HP merenje | no | 239.100276bar | Mo | 06 Jun.2016 | 10:45:51 | |
| 2550.667 | 25 | 25 | 8.611 | HP merenje | no | 553.330668bar | Mo | 06 Jun.2016 | 10:46:07 | |
| 2550.553 | 25.001 | 25 | 8.385 | HP merenje | no | 526.214268bar | Mo | 06 Jun.2016 | 10:46:23 | |
| 2550.461 | 25.001 | 25 | 8.282 | HP merenje | no | 513.889104bar | Mo | 06 Jun.2016 | 10:46:39 | |
| 2550.422 | 25.001 | 25 | 8.239 | HP merenje | no | 508.713708bar | Mo | 06 Jun.2016 | 10:46:56 | |
| 2550.4 | 25 | 25 | 8.218 | HP merenje | no | 506.179452bar | Mo | 06 Jun.2016 | 10:47:12 | |
| 2550.388 | 25.001 | 25 | 8.207 | HP merenje | no | 504.868104bar | Mo | 06 Jun.2016 | 10:47:28 | |
| 2550.379 | 25.001 | 25 | 8.2 | HP merenje | no | 503.978592bar | Mo | 06 Jun.2016 | 10:47:44 | |

Figure 3.17 Display of the experimental data using software Anton Paar Softprint V1.3

3.7.1 Calibration of the apparatus DMA HP

For precise and reliable data, it was essential to calibrate accurately an Anton Paar DMA HP high pressure vibrating tube densimeter¹¹. This required the use of calibration fluids with known densities in the wide ranges of temperature and pressure¹¹. Therefore, the classical calibration method with one reference fluid was carried out in accordance with the procedure described by Comuñas et al.⁹² which is the modification of the procedure previously suggested by Lagourette et al.⁹³.

This method was carried out by measuring the oscillating period of the evacuated tube over the whole temperature range of interest. In addition, the period of the tube full of the chosen reference fluid (water), having the certified density, was measured in the whole temperature and pressure ranges of the experimental significance. For the measurements performed at ambient pressure and temperatures above the boiling point of water, water is not a good reference fluid, and in those cases *n*-decane was employed.

Based on the Comuñas *et al.*⁹² calibration procedure, following equations are used:

- 1) at $(0.1 \leq p \leq 140)$ MPa and $(293.15 \leq T \leq 353.15)$ K

$$\rho(T, p) = \rho_{water}(T, p) + \rho_{water}(T, 0.1 \cdot MPa) \cdot \left[\frac{\tau^2(T, p) - \tau_{water}^2(T, p)}{\tau_{water}^2(T, 0.1MPa) - \tau_{air}^2(T)} \right] \quad (3.4)$$

2) at $p = 0.1$ MPa and $T \geq 373.15$ K

Under these conditions water is no longer appropriate to be employed as the reference fluid because it exists in the gaseous state, and the *n*-decane has been used, as was suggested by Comuñas *et al.*⁹². The following relation has been used instead of eq. 3.4:

$$\rho(T, 0.1 \cdot MPa) = \rho_{decane}(T, 0.1 \cdot MPa) \cdot \left[1 + \frac{\tau^2(T, 0.1 \cdot MPa) - \tau_{decane}^2(T, 0.1 \cdot MPa)}{\tau_{decane}^2(T, 0.1MPa) - \tau_{air}^2(T)} \right] \quad (3.5)$$

3) at $p > 0.1$ MPa and $T \geq 373.15$ K

In this case there is also the possibility of water evaporation, and there are two proposed procedures:

- using *n*-decane for $B(T, 0)$ calculation:

$$\rho(T, p) = \rho_{water}(T, p) + \rho_{decane}(T, 0.1 \cdot MPa) \cdot \left[\frac{\tau^2(T, p) - \tau_{voda}^2(T, p)}{\tau_{decane}^2(T, 0.1MPa) - \tau_{vacuum}^2(T)} \right] \quad (3.6)$$

where it is an essential to know the period of the U tube filled with water oscillation at each pressure where $p > 0.1$ MPa and at each temperature, as well as the density of water. Also, it is necessary to know the period of U tube oscillation under vacuum, also for each temperature and the period of tube filled with *n*-decane oscillation, as well as the density of *n*-decane, at ambient pressure and at all examined temperatures.

- using $B(T, 0) \approx B(T, 1 \text{ MPa})$ instead of $B(T, 0) \approx B(T, 0.1 \text{ MPa})$:

$$\rho(T, p) = \rho_{water}(T, p) + \rho_{water}(T, 0.1 \cdot MPa) \cdot \left[\frac{\tau^2(T, p) - \tau_{voda}^2(T, p)}{\tau_{water}^2(T, 0.1MPa) - \tau_{vacuum}^2(T)} \right] \quad (3.7)$$

where it is an essential to know the period of the tube oscillation under vacuum (in the whole temperature range) and a period of the U tube filled with water oscillation, along with the density of water. In this case data for only one reference fluid are enough for calibration⁹².

To calculate the density using Eqs. (3.3-3.7) it is necessary to know U tube oscillation period for the investigated sample, as well as the U tube oscillation period for water in all ranges of pressure and temperature, and for the vacuum at all temperatures and for *n*-decane at atmospheric pressure and at $T \geq 373.15$ K. Densities of water in all ranges of pressures and temperature and of *n*-decane at atmospheric pressure and at $T \geq 373.15$ K, are also necessary. Periods of vibration for vacuum, water and *n*-decane were obtained by DMA HP, and density values for water at different pressures and temperatures were obtained using the equation suggested by Tumlirz⁹⁴. Density of the other

reference fluid, *n*-decane, is taken from literature and processed by a polynomial equation of the second order⁹⁵.

3.8 Data Reduction

Validation of an experimental technique requires that both model and data errors are proved to be within acceptable ranges. In order to show the dissipation of experimental points around the curves obtained in eqs. (2.18) and (2.19), standard deviation in equation (2.42) is used. It is recommended that the number of optimized parameters in the equation (2.18) and (2.19) is determined using the F-test⁹⁶. The F-test calculates the probability that the sizes of the two sets do not differ significantly. The experimental obtained values of excess molar volume, viscosity deviation, deviation in the refractive index, deviation in isentropic compressibility and excess molar Gibbs energy of activation of viscous flow are compared with their calculated value by means of RK (2.18) or NT polynomial (2.19). As a result, the values of the parameters F and P are obtained. The value of parameter F should be as close as possible to the value of 1.0, and the value of parameter P as close as 0.5.

4 EXPERIMENTAL RESULTS

Density, speed of sound, viscosity and refractive index data over the entire composition range and at different temperatures for pure components and a variety of systems are available in the literature. Much fewer binary systems data are also available in the literature. Data on ternary systems are tremendously scarce in the literature. Our laboratory is the only laboratory that has been reporting density, speed of sound, viscosity and refractive index data for such investigated systems. Such data are valuable contributions to the literature for their own value and for use in developing and testing proposed models.

4.1 Results of Experimental Measurement of Pure Substances at ambient pressure

In this work, experimental data on densities, speeds of sound, viscosities and refractive indices in the temperature range $T = (293.15 \text{ to } 343.15) \text{ K}$ of the 1-butanol, 1-propanol, *n*-hexadecane, ethyl myristate, ethyl linoleate, ethyl oleate, ethyl laurate and methyl laurate were reported at atmospheric pressure. A comparison of the measured values with the literature data at 298.15 K is given in **Table 4.1**. This table shows that the agreement is very good; up to $9 \cdot 10^{-2} \text{ mPa} \cdot \text{s}$ for viscosity, $0.8 \text{ kg} \cdot \text{m}^{-3}$ for density and $6 \cdot 10^{-4}$ for refractive index. Densities and speeds of sound at ambient pressure show a linear decline with temperature increase (**Figure 4.1**). The ranked increase in density was found to be: *n*-hexadecane < 1-propanol < 1-butanol < ethyl myristate < ethyl laurate < methyl laurate < ethyl oleate < ethyl linoleate while speed of sound increases in the following sequence: 1-propanol < 1-butanol < ethyl laurate < *n*-hexadecane < methyl laurate < ethyl myristate < ethyl oleate < ethyl linoleate (**Table A 6**). The comparison between methyl and ethyl laurate shows that methyl laurate has higher density and speed of sound than ethyl laurate of the same fatty acid, at ambient pressure¹¹. Concerning the dependences of viscosities on temperature, it decreases exponentially with temperature elevation, as expected¹¹ (**Figure 4.1**). The order of increasing viscosity at ambient pressure is: 1-propanol < 1-butanol < methyl laurate < *n*-hexadecane < ethyl laurate < ethyl myristate < ethyl linoleate < ethyl oleate (**Table A 6**). The obtained viscosities are slightly higher for the ethyl esters than those of the methyl ester. The dependences of refractive indices of the studied components (**Table A 6**) at atmospheric pressure show a linear decline with temperature increase (**Figure 4.1**), indicating that refractive index of the methyl laurate is slightly higher than ethyl laurate and is almost independent of temperature for all examined esters¹¹.

Table 4.1 Experimental and literature values of densities ρ , viscosities η , speed of sounds u , and refractive indices n_D of pure components at (298.15, 303.15, and 308.15) K and 0.1MP.

| Component | T^a/K | $\rho^b/\text{kg}\cdot\text{m}^{-3}$ | | $\eta^c/\text{mPa}\cdot\text{s}$ | | $u^d/\text{m}\cdot\text{s}^{-1}$ | | n_D^e | | | | | | |
|----------------------------|----------------------------|--------------------------------------|----------------------------|----------------------------------|----------------------------|----------------------------------|----------------------------|---------|---------------------------|------------------------|------------------------|------------------------|--------|-----------------------|
| | | Exp. | Lit. | Exp. | Lit. | Exp. | Lit. | Exp. | Lit. | | | | | |
| 1-butanol | 298.15 | 805.98 | 807.80 ⁵¹ | 2.5306 | 2.5440 ⁵¹ | 1239.62 | 1260.00 ⁵¹ | 1.3979 | 1.3975 ^{97, 99} | | | | | |
| | | | 805.91 ⁵³ | | 2.5730 ⁵³ | | 1240.50 ⁵³ | | 1.3970 ⁹⁸ | | | | | |
| | | | 805.93 ⁹⁷ | | 2.5200 ⁵⁵ | | 1240.09 ¹⁰⁵ | | 1.3969 ¹⁰⁰ | | | | | |
| | | | 805.90 ^{98, 99} | | 2.5060 ⁹⁹ | | 1240.37 ¹⁰⁶ | | 1.3974 ¹¹² | | | | | |
| | | | 806.00 ¹⁰⁰ | | 2.5400 ¹⁰² | | 1239.29 ¹⁰⁷ | | 1.3967 ¹¹³ | | | | | |
| | | | 806.10 ¹⁰¹ | | 2.5450 ¹⁰³ | | 1240.00 ^{98, 108} | | | | | | | |
| | | | 805.77 ¹⁰² | | | | 1239.90 ¹⁰⁹ | | | | | | | |
| | | | 805.40 ^{103, 104} | | | | 1238.99 ¹¹⁰ | | | | | | | |
| | | | 805.85 ¹⁰⁵ | | | | 1240.01 ¹¹¹ | | | | | | | |
| | | | 805.81 ¹⁰⁶ | | | | | | | | | | | |
| | | | 805.86 ¹⁰⁷ | | | | | | | | | | | |
| | | | 805.71 ¹⁰⁸ | | | | | | | | | | | |
| | 303.15 | 802.13 | 807.00 ^{51, 52} | 2.2321 | 2.2854 ⁵¹ | 1222.76 | 1226.00 ⁵¹ | 1.3959 | 1.3952 ^{98, 99} | | | | | |
| | | | 803.16 ⁵³ | | 2.2750 ⁵³ | | 1224.00 ⁹⁸ | | 1.3951 ¹⁰⁰ | | | | | |
| | | | 802.09 ⁹⁷ | | 2.2300 ¹⁰¹ | | 1223.25 ¹⁰⁵ | | 1.3947 ¹⁰⁴ | | | | | |
| | | | 801.80 ^{98, 104} | | 2.2430 ¹⁰³ | | 1223.64 ¹⁰⁶ | | 1.3953 ¹¹² | | | | | |
| | | | 802.40 ¹⁰⁰ | | 2.2250 ¹¹³ | | 1222.08 ¹¹⁰ | | 1.3956 ¹¹⁴ | | | | | |
| | | | 802.10 ¹⁰¹ | | | | | | | | | | | |
| | | | 801.70 ¹⁰³ | | | | | | | | | | | |
| | | | 802.01 ¹⁰⁵ | | | | | | | | | | | |
| | | | 801.97 ¹⁰⁶ | | | | | | | | | | | |
| | | | 802.04 ¹¹³ | | | | | | | | | | | |
| | | | 308.15 | | 798.25 | | 809.00 ⁵¹ | | 1.9745 | 2.0510 ⁵¹ | 1206.02 | 1204.00 ⁵¹ | 1.3938 | 1.3934 ⁹⁹ |
| | | | | | | | 799.25 ⁵³ | | | 1.9810 ⁵³ | | 1206.56 ¹⁰⁵ | | 1.3928 ¹⁰⁰ |
| 798.21 ⁹⁷ | 1.9270 ⁹⁹ | 1206.95 ¹⁰⁶ | | 1.3927 ¹⁰⁴ | | | | | | | | | | |
| 798.10 ⁹⁹ | 1.9700 ¹⁰¹ | 1205.50 ¹⁰⁷ | | 1.3933 ¹¹² | | | | | | | | | | |
| 798.20 ¹⁰⁰ | 1.9800 ¹⁰² | 1206.60 ¹⁰⁹ | | 1.3938 ¹¹⁴ | | | | | | | | | | |
| 798.30 ¹⁰¹ | 1.9770 ¹⁰³ | 1205.79 ¹¹⁰ | | | | | | | | | | | | |
| 798.06 ¹⁰² | | 1206.62 ¹¹¹ | | | | | | | | | | | | |
| 797.90 ^{103, 104} | | 1205.90 ¹¹⁵ | | | | | | | | | | | | |
| 798.14 ¹⁰⁵ | | | | | | | | | | | | | | |
| 798.10 ^{106, 115} | | | | | | | | | | | | | | |
| 798.04 ¹⁰⁷ | | | | | | | | | | | | | | |
| 1-propanol | 298.15 | 799.93 | | 800.01 ⁹⁷ | | 1.9262 | 1.8980 ⁹⁹ | 1205.74 | | 1205.64 ¹⁰⁶ | | 1.3831 | | 1.3833 ⁹⁷ |
| | | | 799.50 ^{98, 104} | 1.9540 ¹⁰³ | 1206.00 ^{98, 108} | | 1.3831 ⁹⁸ | | | | | | | |
| | | | 799.60 ⁹⁹ | 1.9430 ¹¹³ | 1205.37 ¹¹⁹ | | 1.3830 ⁹⁹ | | | | | | | |
| | | | 799.47 ¹⁰⁶ | 1.9503 ¹¹⁵ | 1205.82 ¹²⁰ | | 1.3832 ¹⁰⁴ | | | | | | | |
| | | | 799.67 ¹⁰⁸ | | 1205.86 ¹²¹ | | 1.3838 ¹¹⁴ | | | | | | | |
| | | | 799.75 ¹¹⁶ | | 1205.61 ¹²² | | 1.3834 ^{116, 118} | | | | | | | |
| | | | 799.95 ¹¹⁷ | | | | 1.3837 ^{117, 123} | | | | | | | |
| | | | 799.76 ¹¹⁸ | | | | | | | | | | | |
| | | | 799.56 ¹¹⁹ | | | | | | | | | | | |
| | | | 799.62 ¹²⁰ | | | | | | | | | | | |
| | | | 303.15 | 795.89 | 795.50 ^{124, 125} | | 1.7164 | | 1.7340 ¹⁰³ | 1188.64 | 1189.00 ⁹⁸ | | 1.3810 | 1.3813 ⁹⁷ |
| | | | | | 795.97 ⁶⁵ | | | | 1.7250 ¹¹⁶ | | 1188.77 ¹⁰⁶ | | | 1.3810 ⁹⁸ |
| | 795.44 ¹⁰⁶ | 1.7270 ¹¹⁷ | | | 1189.00 ¹²⁶ | 1.3814 ¹⁰⁴ | | | | | | | | |
| | 795.72 ^{116, 118} | | | | | 1.3820 ¹¹⁴ | | | | | | | | |
| | 795.92 ¹¹⁷ | | | | | | | | | | | | | |
| | 795.60 ¹²⁶ | | | | | | | | | | | | | |
| | 308.15 | 791.82 | 791.89 ⁹⁷ | 1.5325 | 1.4860 ⁹⁹ | 1171.64 | 1172.01 ¹⁰⁶ | 1.3789 | 1.3793 ^{97, 104} | | | | | |
| | | | 791.40 ⁹⁹ | | 1.5450 ¹⁰³ | | 1172.60 ¹¹⁵ | | 1.3791 ⁹⁹ | | | | | |
| | | | 791.30 ¹⁰⁴ | | | | 1171.41 ¹¹⁹ | | 1.3802 ¹¹⁴ | | | | | |
| | | | 791.37 ¹⁰⁶ | | | | 1171.98 ¹²¹ | | | | | | | |
| | | | | | | | | | | | | | | |
| | | | | | | | | | | | | | | |

| | | | | | | | | | |
|----------------------|--------|--------|-----------------------|--------|-----------------------|---------|-----------------------------|--------|---|
| | | | 791.84 ¹¹⁵ | | | | 1171.32 ¹²² | | |
| | | | 791.64 ¹¹⁸ | | | | | | |
| | | | 791.46 ¹¹⁹ | | | | | | |
| | | | 858.50 ²⁴ | | | | | | |
| Ethyl laurate | 298.15 | 858.15 | 858.25 ¹²⁷ | 2.9862 | 3.0152 ²⁴ | 1320.91 | 1321.00 ¹²⁷ | 1.4294 | 1.4229 ¹²⁸ 1.4295 ¹²⁹ |
| | | | 858.19 ¹²⁸ | | | | | | |
| | 303.15 | 854.26 | 854.60 ²⁴ | 2.6777 | 2.7073 ²⁴ | 1302.49 | 1302.65 ¹²⁷ | 1.4273 | 1.4275 ¹²⁹ |
| | | | 854.35 ¹²⁷ | | | | | | |
| | 308.15 | 850.36 | 850.70 ²⁴ | 2.4139 | 2.4455 ²⁴ | 1284.26 | 1284.48 ¹²⁷ | 1.4252 | 1.4255 ¹²⁹ |
| | | | 850.45 ¹²⁷ | | | | | | |
| Ethyl linoleate | 298.15 | 873.22 | 876.83 ²⁴ | 5.058 | 4.8073 ²⁴ | 1383.72 | 1387.18 ²⁴ | 1.4547 | 1.4574 ¹³⁰ |
| | 303.15 | 869.57 | 873.17 ²⁴ | 4.495 | 4.3074 ²⁴ | 1365.92 | 1369.28 ²⁴ | 1.4527 | --- |
| | 308.15 | 865.93 | 869.53 ²⁴ | 4.018 | 3.8539 ²⁴ | 1348.3 | 1351.56 ²⁴ | 1.4507 | --- |
| | | | 857.20 ²⁴ | | | | | | |
| Ethyl myristate | 298.15 | 856.97 | 857.18 ¹²⁷ | 4.1452 | 4.1880 ²⁴ | 1342.85 | 1342.60 ¹²⁷ | 1.4340 | 1.4335 ¹²⁸ 1.4340 ¹²⁹ |
| | | | 857.10 ¹²⁸ | | | | | | |
| | 303.15 | 853.19 | 853.40 ²⁴ | 3.6726 | 3.7207 ²⁴ | 1324.66 | 1324.34 ¹²⁷ | 1.4319 | 1.4321 ¹²⁹ |
| | | | 853.39 ¹²⁷ | | | | | | |
| | 308.15 | 849.41 | 849.60 ²⁴ | 3.2828 | 3.3278 ²⁴ | 1306.64 | 1306.23 ¹²⁷ | 1.4299 | 1.4302 ¹²⁹ |
| | | | 849.62 ¹²⁷ | | | | | | |
| Ethyl oleate | 298.15 | 865.23 | 866.90 ²⁴ | 5.6740 | 6.0236 ²⁴ | 1376.24 | 1378.54 ¹³¹ | 1.4481 | 1.4486 ¹³⁰ 1.4449 ¹³² |
| | | | 865.24 ¹³¹ | | | | | | |
| | 303.15 | 861.60 | 863.20 ²⁴ | 4.9989 | 5.3094 ²⁴ | 1358.43 | 1360.67 ¹³¹ | 1.4461 | --- |
| | | | 861.62 ¹³¹ | | | | | | |
| | 308.15 | 857.97 | 859.50 ²⁴ | 4.4351 | 4.7156 ²⁴ | 1340.81 | 1342.98 ¹³¹ | 1.4441 | --- |
| | | | 858.00 ¹³¹ | | | | | | |
| <i>n</i> -hexadecane | 298.15 | 769.87 | 773.30 ⁵¹ | 3.0355 | 3.0320 ⁵¹ | 1338.49 | 1181.00 ⁵¹ | 1.4318 | 1.4326 ¹¹⁶ 1.4325 ¹³⁶ |
| | | | 770.46 ⁵³ | | 3.0410 ⁵³ | | 1338.60 ⁵³ | | 1.4334 ¹³⁹ |
| | | | 769.97 ¹³³ | | 3.0560 ¹³⁸ | | 1338.00 ¹³³ | | 1.4338 ¹⁴⁰ |
| | | | 769.93 ¹³⁴ | | 3.0930 ¹³⁹ | | 1338.80 ¹³⁷ | | 1.4321 ¹⁴³ |
| | | | 769.96 ¹³⁵ | | 3.0050 ¹⁴⁰ | | 1342.00 ¹⁴⁰ | | 1.4322 ¹⁴⁴ |
| | | | 769.94 ¹³⁶ | | 3.0782 ¹⁴¹ | | 1339.22 ¹⁴² | | 1.4319 ¹⁴⁵ |
| | | | 769.80 ¹³⁷ | | | | | | |
| | | | 769.92 ¹³⁸ | | | | | | |
| | | | 769.82 ¹³⁹ | | | | | | |
| | 303.15 | 766.40 | 766.20 ⁵¹ | 2.7084 | 2.7180 ⁵¹ | 1319.81 | 1148.00 ⁵¹ | 1.4296 | 1.4325 ¹³⁶ 1.4283 ¹³⁸ 1.4311 ¹⁴⁶ |
| | | | 766.98 ⁵³ | | 2.7060 ⁵³ | | 1320.00 ⁵³ | | |
| | | | 766.55 ¹³³ | | 2.7270 ¹³⁸ | | 1318.83 ¹⁴⁷ | | |
| | | | 766.43 ¹³⁵ | | | | 1319.00 ¹³³ | | |
| | | | 766.40 ¹³⁷ | | | | 1320.20 ^{137, 148} | | |
| | | | 766.51 ¹³⁸ | | | | 1319.60 ¹⁴⁶ | | |
| | | | 766.75 ¹⁴⁶ | | | | | | |
| | 308.15 | 762.95 | 759.70 ⁵¹ | 2.4319 | 2.5090 ⁵¹ | 1301.34 | 1121.00 ⁵¹ | 1.4275 | 1.4293 ¹⁴⁰ 1.4270 ¹⁵⁰ |
| | | | 763.52 ⁵³ | | 2.4090 ⁵³ | | 1301.70 ^{53, 137} | | |
| | | | 762.90 ¹³⁷ | | 2.4455 ¹⁴⁹ | | 1301.00 ¹³³ | | |
| | | | 763.06 ¹³⁸ | | 2.4510 ¹³⁸ | | 1305.00 ¹⁴⁰ | | |

The combined expanded uncertainties: ^a $U_c(T) = 0.01\text{K}$, ^b $U_c(\rho) = 0.8 \text{ kg}\cdot\text{m}^{-3}$; ^c $U_c(\eta) = 0.007 \text{ mPa}\cdot\text{s}$, ^d $U_c(u) = 0.1\text{m}\cdot\text{s}^{-1}$ and ^e $U_c(n_D) = 2.8 \times 10^{-3}$ with 0.95 level of confidence (k=2).

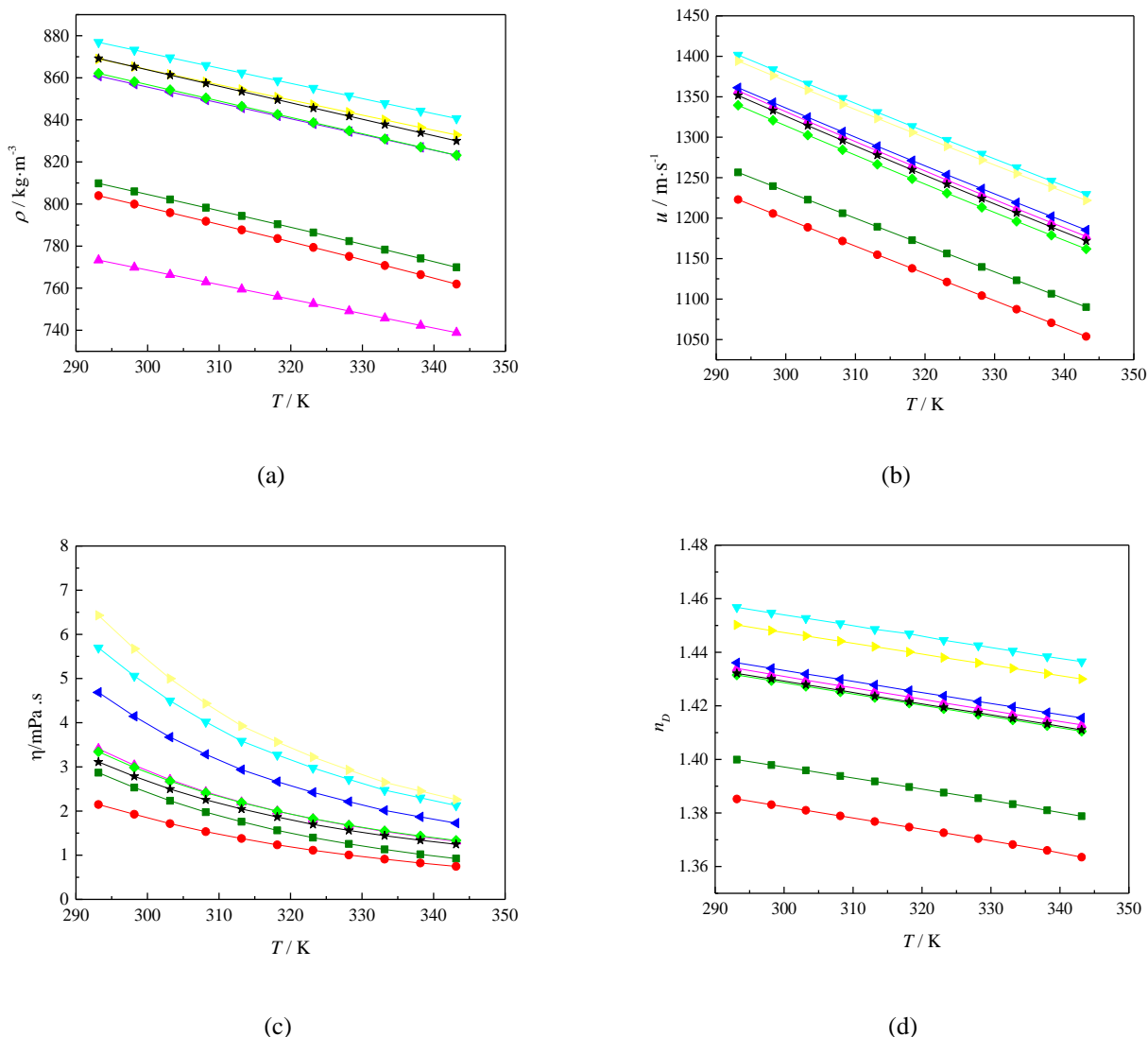


Figure 4.1 Experimental values of (a) density ρ , (b) speed of sound u , (c) viscosity η and (d) refractive index n_D of all pure components used in this work, over the whole temperature range and at atmospheric pressure: (■) 1-butanol, (●) 1-propanol, (◆) ethyl laurate, (▼) ethyl linoleate, (◄) ethyl myristate, (◀) ethyl oleate, (★) methyl laurate and (▲) n-hexadecane.

The trend of speed of sound and density is found to decrease as temperature increases. Hence, a corresponding increase in the isentropic compressibility i.e. a decrease in isentropic bulk modulus with temperature is observed¹¹ (**Table A 7**, **Figure 4.2**). The intermolecular free length behaves similar as the isentropic compressibility - it increases linearly when temperature rises at ambient pressure¹¹. The differences in the isentropic bulk modulus between studied esters are approximately the same at all examined temperatures¹¹. On the basis of literature,^{151, 152} the isentropic bulk modulus is related to the free space between molecules. As it can be seen from **Table A 7**, the intermolecular free length decreases when temperature drops while the isentropic bulk modulus increases¹¹. It means that the isentropic compressibility decreases under the same conditions, which

is expected due to less free space to be consumed during compression¹¹. The ranked increase in the isentropic bulk modulus of the studied components along the temperature range is the same as for speed of sound and it was found to be ethyl laurate < methyl laurate < ethyl myristate < ethyl oleate (Table A 6). A higher speed of sound and isentropic bulk modulus of biodiesel compared to diesel fuel results in a quicker fuel pressure rise from the fuel pump towards the injectors which leads to earlier injection timing and, consequently, to a higher NO_x emission^{11, 48, 71, 72}.

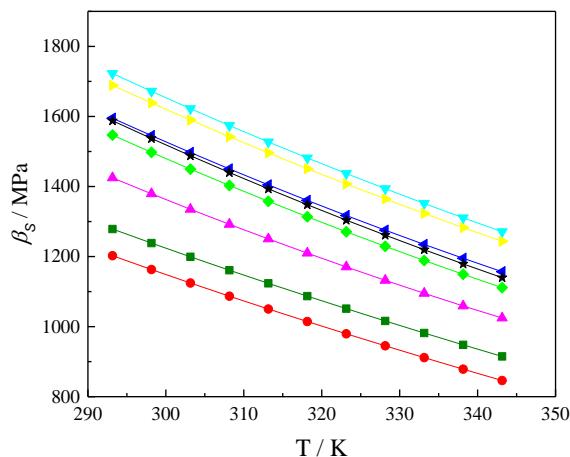


Figure 4.2 The isentropic bulk modulus, β_s , vs. temperature, T , for : (■) 1-butanol, (●) 1-propanol, (◆) ethyl laurate, (▼) ethyl linoleate, (▲) ethyl myristate, (▲) ethyl oleate, (★) methyl laurate and (▲) *n*-hexadecane at atmospheric pressure.

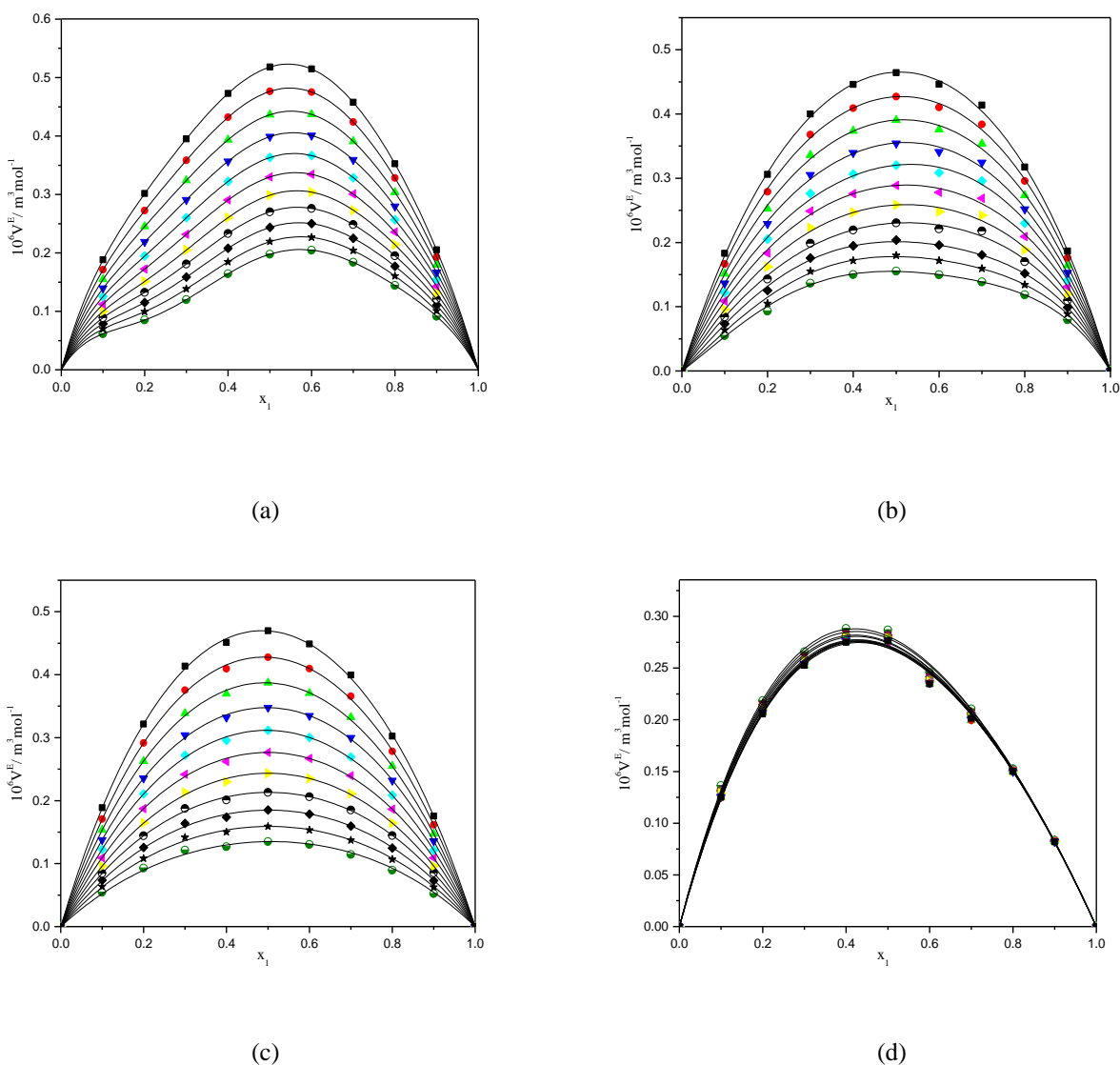
4.2 Results of experimental measurements of binary mixtures

Densities (ρ), viscosities (η), speed of sounds (u) and refractive indices (n_D) at temperature range (293.15-343.15) K, for binary systems investigated in the present study: ethyl oleate (1) + 1-butanol (2), ethyl oleate (1) + 1-propanol (2), ethyl oleate (1) + *n*-hexadecane (2), ethyl laurate (1) + 1-propanol (2), *n*-hexadecane (1) + 1-butanol (2) and *n*-hexadecane (1) + 1-propanol (2), are measured at atmospheric pressure and listed in Table A 8.

Excess molar volumes (V^E), viscosity deviations ($\Delta\eta$) and refractive index deviations (Δn_D) were calculated based on the corresponding experimental data. In addition to these properties, molar excess Gibbs free energies of activation of viscous flow (ΔG^{*E}) and deviation in isentropic compressibility ($\Delta\kappa_s$) were calculated based on the corresponding measured density, viscosity and speed of sound data. The excess/deviation functions were fitted to Redlich-Kister type polynomial equation.

4.2.1 Excess molar volume

Experimental excess molar volume for the examined mixtures are provided in **Table A 9** and graphically presented in **Figure 4.** The graphical presentation of the excess molar volumes (V^E) exhibits positive deviations over the entire scale of the mixtures composition for all examined systems¹³. The maximum of the curves occurs at equimolar compositions for all examined systems. It also can be noticed from Fig. 1 that the temperature has a great influence on excess molar volumes and results in systematic increase in V^E values with temperature rising from 293.15 to 343.15 K. The highest values of V^E are observed for the system of *n*-hexadecane + 1-propanol¹³.



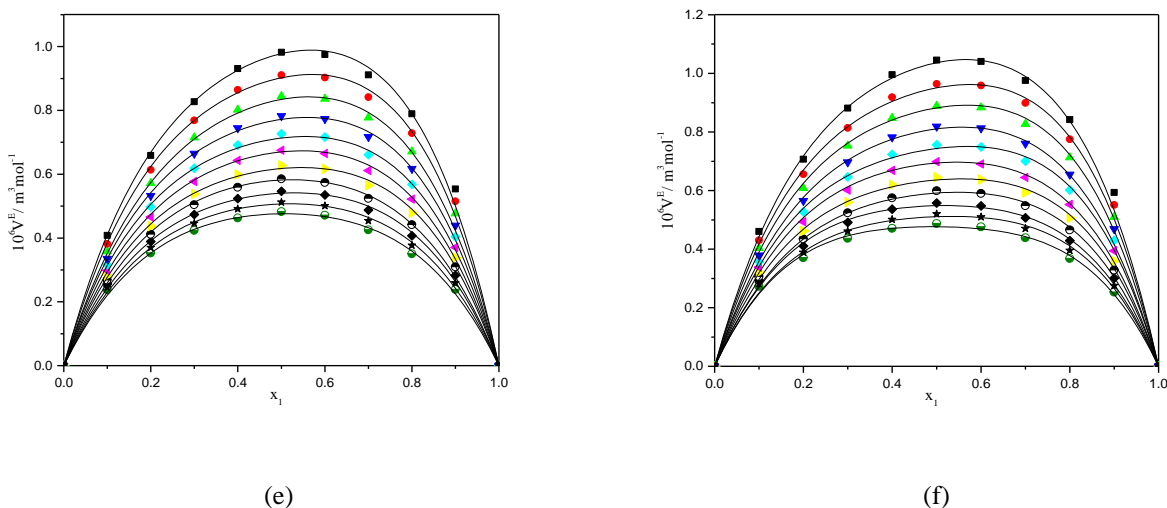


Figure 4.3 Experimental values of excess molar volume V^E as a function of molar fraction x_1 for the systems: (a) ethyl laurate (1) + 1-propanol (2); (b) ethyl oleate (1) + 1-butanol(2); (c) ethyl oleate (1) + 1-propanol(2); (d) ethyl oleate (1) + *n*-hexadecane (2); (e) *n*-hexadecane (1) + 1-butanol (2); (f) *n*-hexadecane (1) + 1-propanol (2) at following temperatures: (●) 293.15 K, (★) 298.15 K, (◆) 303.15 K, (⊙) 308.15 K, (◀) 313.15 K, (◁) 318.15 K, (◄) 323.15 K, (▼) 328.15 K, (▲) 333.15 K, (●) 338.15 K, (■) 343.15 K, (—) RK equation.

Similar type of behavior in V^E values has also been observed in the polar-nonpolar systems reported by a number of researchers^{53, 55, 56, 153-155}. The excess molar volume for the binary system of 1-butanol + *n*-hexadecane is compared with available literature data^{52, 53} at 298.15 K, 303.15K, 308.15K and 313.15K present in the literature, and the comparison at 303.15K is shown on **Figure 4.4**. We found that our individual fitted values¹³ at 298.15K, 303.15K and 308.15K are in reasonable agreement with the previously reported literature values⁵³ (Absolute average percentage deviation at equimolar composition (*AAD*) =22%). Larger discrepancies exist for the case of results reported by⁵² where a reverse trend, i.e. negative V^E trend is observed¹³. Thus, those reported by⁵² deviate by *ADD*=78 % from our $V_{0.5}^E$ values at 303.15K, 308.15K and 313.15K. Discrepancies between our findings and those reported by⁵² could be due to the different experimental techniques used since the density values obtained for pure components highly deviate from ours as well as for all other literature values¹³.

The variation of positive V^E values of *n*-hexadecane with both alcohols (1-propanol and 1-butanol) can be attributed to the predominance of long range dispersive forces upon mixing of alcohol with *n*-hexadecane¹³. This explanation is in good agreement with other polar-nonpolar systems reported by other researchers^{153, 155} where positive values of V^E indicate dispersive interactions. For the 1-propanol with both ethyl oleate and ethyl laurate mixtures, similar type of behavior in V^E values has also been observed with other polar-polar systems¹⁵⁶⁻¹⁵⁸ However, there are no literature data for this system. The observed volumetric behavior could be due to destruction of hydrogen bonds in

strongly self-associated alcohol and the physical dipole-dipole interactions between polar molecules¹³.

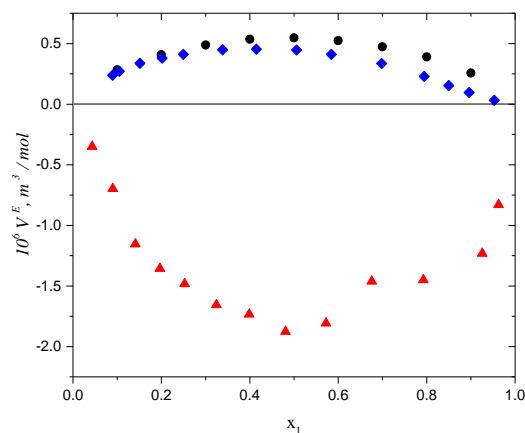


Figure 4.4 Comparison of excess molar volume for binary mixture of (*n*-hexadecane+ 1-butanol) at 303.15K present in the literature: (●) our work, (▲) Ref.⁵², (◆) Ref.⁵³.

In addition, inappropriate interstitial accommodation of ethyl oleate and ethyl laurate within the hydrogen-bonded structure of 1-propanol and the impact of condensation due to restriction of rotational movement of 1-propanol molecules are expected to be significant in this investigation¹³. This interpretation is compatible with the analysis of interactions between *n*-alkanol and ester mixtures¹⁵⁹⁻¹⁶³ based on the volumetric behavior. Phenomena above mainly could be due to the packing of the different molecules into each other's structure owing to its different molecular sizes (91.97 cm³ mol⁻¹ for 1-butanol, 75.02 cm³ mol⁻¹ for 1-propanol, 266.11 cm³ mol⁻¹ for ethyl laurate and 358.87 cm³ mol⁻¹ for ethyl oleate at 298.15 K). Increase of the V^E values (a positive effect) can be interpreted by the disruption of hydrogen bonds in self-associated alcohol molecules and the dipole-dipole interactions¹³. All the mentioned factors influence the magnitude of the non-ideality. This explanation is in accordance with the analysis of interactions for similar ester and *n*-alkanol mixtures¹⁶⁴⁻¹⁶⁸. In case of ethyl oleate + *n*-hexadecane system, the excess molar volumes are also positive over the whole composition range at all investigated temperatures. The molar volumes of ethyl oleate and *n*-hexadecane molecules are 358.87 and 294.13 cm³ mol⁻¹, respectively. It is apparent that the accommodation of one component into the structure of the other is not favorable enough for ethyl oleate + *n*-hexadecane mixture. Thus, the observed behavior seems to propose that the break of dipole–dipole interactions between the ethyl oleate molecules predominated over the negative contributions associated both with the more effective molecular packing and the heteromolecular dipole-dipole interactions. Also, the temperature influence on excess molar

volumes is significant for the ethyl oleate + 1-butanol mixture and V^E systematically increase with temperature rising from 293.15 to 343.15 K, while for the mixture of ethyl oleate with *n*-hexadecane V^E shows negligible temperature dependence. The weak temperature effect on the excess molar volumes of ethyl oleate with *n*-hexadecane could be interoperated by the insufficient increase in kinetic energy of molecules, i.e. molecules do not rotate in an appreciable manner, and hence, the negligible temperature effect occurs in this mixture.

4.2.2 Viscosity deviation

Experimental viscosity deviations for the investigated mixtures are provided in **Table A 9** . Deviations in viscosity at temperature range $T=(293.15$ to 343.15 K) for *n*-hexadecane + 1-propanol, *n*-hexadecane + 1-butanol, ethyl oleate + 1-propanol and ethyl laurate + 1-propanol, shown in **Figure 4.5** were found to be both negative and positive. Negative values of $\Delta\eta$ were observed from the graphs in the system of *n*-hexadecane + 1-butanol, ethyl laurate + 1-propanol and ethyl oleate + *n*-hexadecane while positive deviation was observed for ethyl oleate + 1- propanol mixture. An inversion of sign was observed for *n*-hexadecane + propanol system, where the $\Delta\eta$ curves at different temperatures intersect around $x_1=0.35$, indicating an inversion of their temperature dependence. In case of systems ethyl oleate + 1-butanol, there are both negative and positive trends at lower temperatures. With an increase in temperature, the negative region becomes less marked. In the work of Fort and Moore¹⁶⁹ positive viscosity deviations are contributed to strong interactions among dissimilar molecules whereas negative dynamic viscosity deviations are due to dispersion forces. The existence of dispersion forces is attributed to differences in molecular size and shape. The negative values in the *n*-hexadecane + propanol system might be due to breaking of hydrogen bonding of alcohols which show an easier mixture flow compared to pure components while positive deviation is found at 1-propanol rich-region because not all of the hydrogen bonds are broken owing to dominance of interstitial accommodation of small propanol molecules into the free volume of *n*-hexadecane¹³. It is observed that there is correlation between the sign of $\Delta\eta$ and V^E , usually having an opposite trend. In the case of ethyl oleate with both 1-butanol and 1-propanol, it was not the case. According to Rastogi et al.¹⁷⁰ the observed excess property for such systems is combined effect of a non-interaction and an interaction part. This indicates that the specific interactions are not the only factor influencing the deviations in viscosity¹³ but also the molecular structure of the different molecules¹⁷¹. Based on this theory, the behavior of ethyl oleate + 1-butanol system indicates that the viscosities are less influenced by the strong intermolecular interactions than by their shape and size. In the case of ethyl oleate

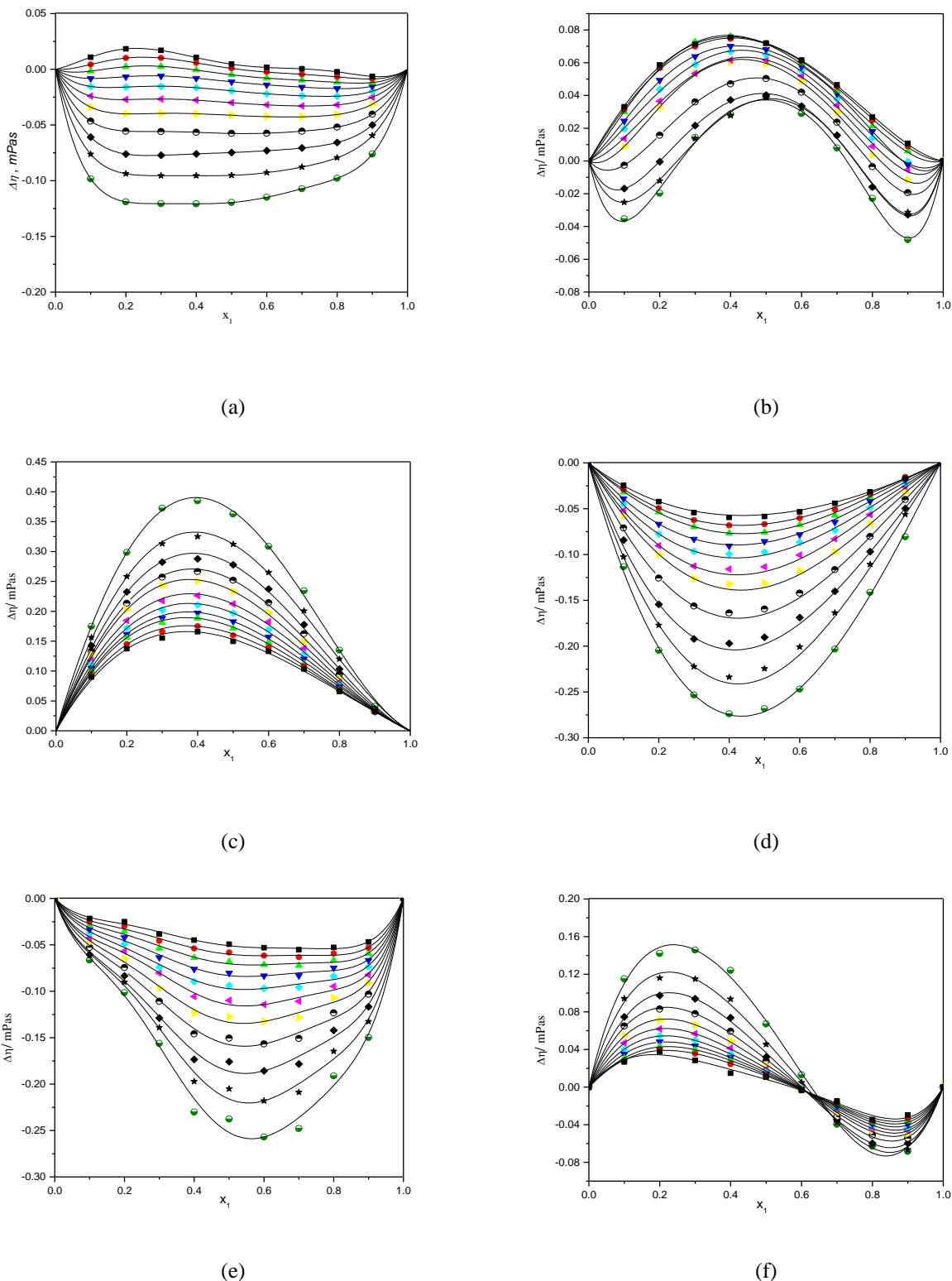
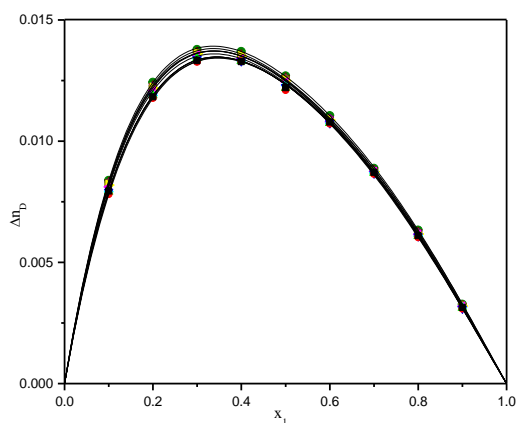


Figure 4.5 Viscosity deviations $\Delta\eta$ vs. molar fraction x_1 for the systems:(a) ethyl laurate (1) + 1-propanol (2); (b) ethyl oleate (1) + 1-butanol(2); (c) ethyl oleate (1) + 1-propanol(2); (d) ethyl oleate (1) + *n*-hexadecane (2); (e) *n*-hexadecane (1) + 1-butanol (2); (f) *n*-hexadecane (1) + 1-propanol (2) at following temperatures: (●) 293.15 K, (★) 298.15 K, (◆) 303.15 K, (◐) 308.15 K, (▲) 313.15 K, (◑) 318.15 K, (◆) 323.15 K, (▼) 328.15 K, (▲) 333.15 K, (●) 338.15 K, (■) 343.15 K, (—) RK equation.

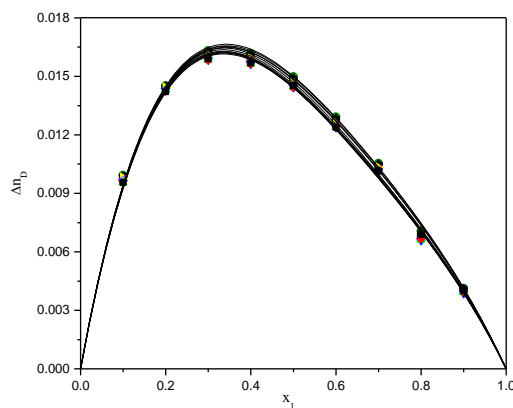
with *n*-hexadecane, negative deviations show that the addition of *n*-hexadecane leads to decrease in dipolar association of the components and greater mobility than within the pure components.

4.2.3 Deviation in refractive index

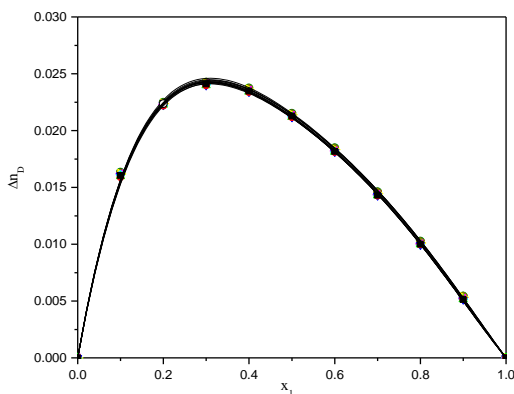
Deviations of refractive indices for all binary systems are given in **Table A 9**, and together with Redlich-Kister fits are plotted in **Figure 4.6** as a function of the mole fraction. The Δn_D curves show positive trend over the entire scale of the mixtures composition for all examined systems. The temperature effect on refractive indices deviations is rather small¹³. Values of these deviations for measured systems are very small, especially for the systems *n*-hexadecane + 1- butanol and *n*-hexadecane + ethyl oleate where deviations of refractive indices are under 0.009 and 0.001 respectively. Positive deviations observed for all investigated mixtures suggest that the dispersion interactions between the dissimilar molecules are higher¹³ than those in the pure components^{172, 173}.



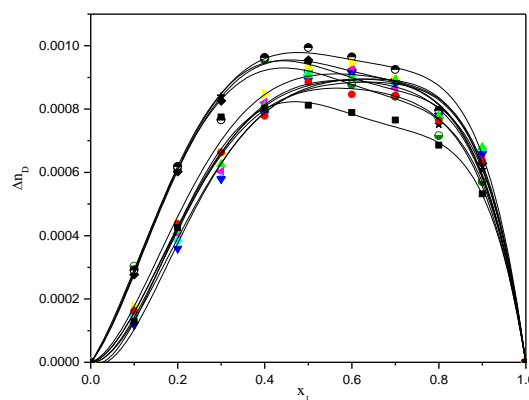
(a)



(b)



(c)



(d)

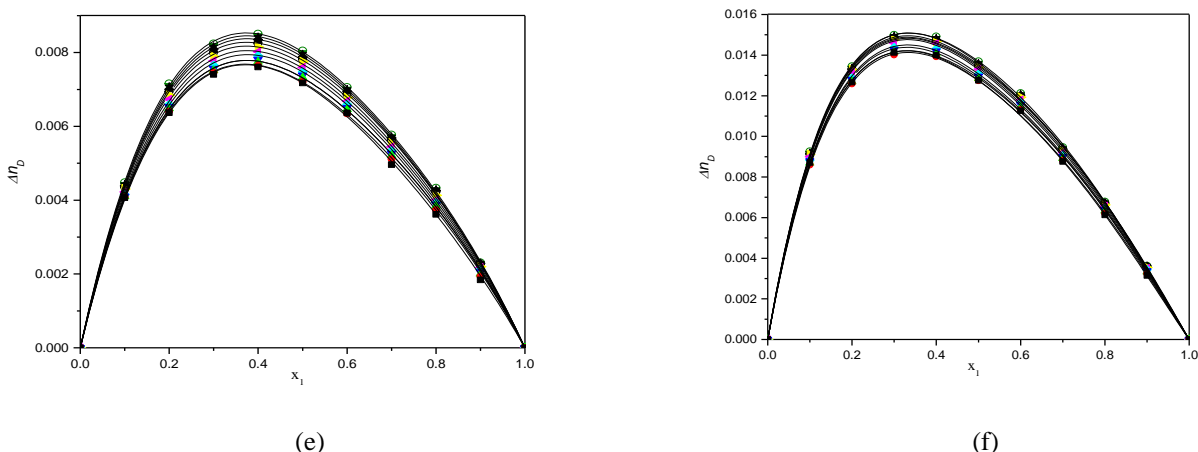


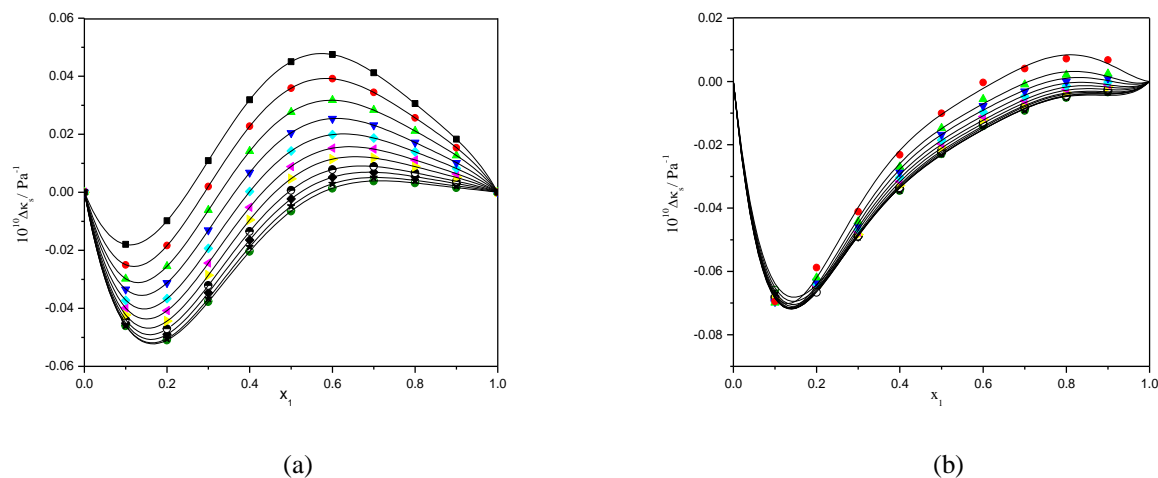
Figure 4.6 Deviations in refractive index Δn_D vs. molar fraction x_1 , for the systems: (a) ethyl laurate (1) + 1-propanol (2); (b) ethyl oleate (1) + 1-butanol(2); (c) Ethyl oleate (1) + 1-propanol(2); (d) ethyl oleate (1) + *n*-hexadecane (2); (e) *n*-hexadecane (1) + 1-butanol (2); (f) *n*-hexadecane (1) + 1-propanol (2) at following temperatures: (●) 293.15 K, (★) 298.15 K, (◆) 303.15 K, (◐) 308.15 K, (◑) 313.15 K, (◒) 318.15 K, (◔) 323.15 K, (◕) 328.15 K, (◖) 333.15 K, (◗) 338.15 K, (◘) 343.15 K, (—) RK equation.

4.2.4 Deviation in isentropic compressibility

$\Delta\kappa_s$ values for the binary mixtures are given in **Table A 9** and plotted in **Figure 4.7** as a function of the mixtures' composition. For the ethyl oleate + *n*-hexadecane system the $\Delta\kappa_s$ curves show positive trend for all compositions. The curves are slightly skewed to the *n*-hexadecane rich-region; the maximum is around 0.4 mole fraction of ethyl oleate. A reverse trend is observed for ethyl oleate with alcohols systems. The $\Delta\kappa_s$ exhibits an initial negative trend at 1-butanol rich-region followed by small positive lobes at higher temperatures, 338.15 and 343.15 K. The addition of small amounts of 1-butanol or 1-propanol in ethyl oleate produces slightly positive $\Delta\kappa_s$ values at higher temperatures $T=333.15$, 338.15 and 343.15 K (see **Figure 4.7**), while by adding ethyl oleate to the pure 1-butanol or 1-propanol results in steeper decrease of compressibility in the mixture. For the *n*-hexadecane with alcohol systems, the $\Delta\kappa_s$ curves show positive trend for all compositions, where $\Delta\kappa_s$ vs. composition curve is slightly skewed to the alcohol rich regions. Ethyl laurate + 1-propanol mixture exhibits both positive and negative $\Delta\kappa_s$ deviations, as shown at **Figure 4.7**. The curve exhibits initial steep negative lobes, followed by the positive regions toward the high concentration of ethyl laurate. The deviation in isentropic compressibility for the binary system of *n*-hexadecane + 1-butanol is compared with available literature data^{51, 53} at 298.15K, 303.15K 308.15K and 313.15K present in the literature, and the comparison is shown at $T=303.15$ K at **Figure 4.8**. We found that our single fitted values¹³ at equimolar composition ($T=298.15$ -308.15K) are in quite

good agreement with the previously reported values⁵³ with $ADD=19\%$ but which again differ by 77% from those of⁵² at ($T=298.15-313.15\text{K}$) since their $\Delta\kappa_s$ values are negative.

The $\Delta\kappa_s$ data for the present investigation could be interpreted qualitatively as a results of several opposing effects¹³: *i*) a positive effect due to disruption of the hydrogen-bonded alkanol by non-polar or polar molecules and *ii*) the negative effect arises from several factors such as interstitial accommodation and geometrical fitting of molecules of two different sizes into each others' structure. It is apparent that the former contribution is quite large and predominates over the latter one in the mixtures of alcohols + *n*-hexadecane while it is obscured by the latter contribution owing to steric hindrance in 1-propanol + ethyl oleate system¹³. Similar results have also been published for *n*-alkanol + *n*-alkane⁵⁵ binary liquid mixtures. The positive $\Delta\kappa_s$ values observed of 1-propanol + *n*-hexadecane and 1-butanol + *n*-hexadecane mixtures support the inference drawn from the volumetric and viscometric behaviors¹³. On the other hand, the obtained negative $\Delta\kappa_s$ values in the 1-propanol + ethyl oleate mixture are a sign of inappropriate interstitial accommodation between dissimilar molecules which lead to the predominance of long range packing effect of the self-associated pure components upon mixing of 1-propanol with ethyl oleate¹³. Therefore, the breaking of the hydrogen bond association of the 1-propanol in our mixture, which produces slightly positive $\Delta\kappa_s$ values at higher temperatures, will decrease as a result of a steric hindrance, thereby resulting in lower compressibility in the mixture¹³.



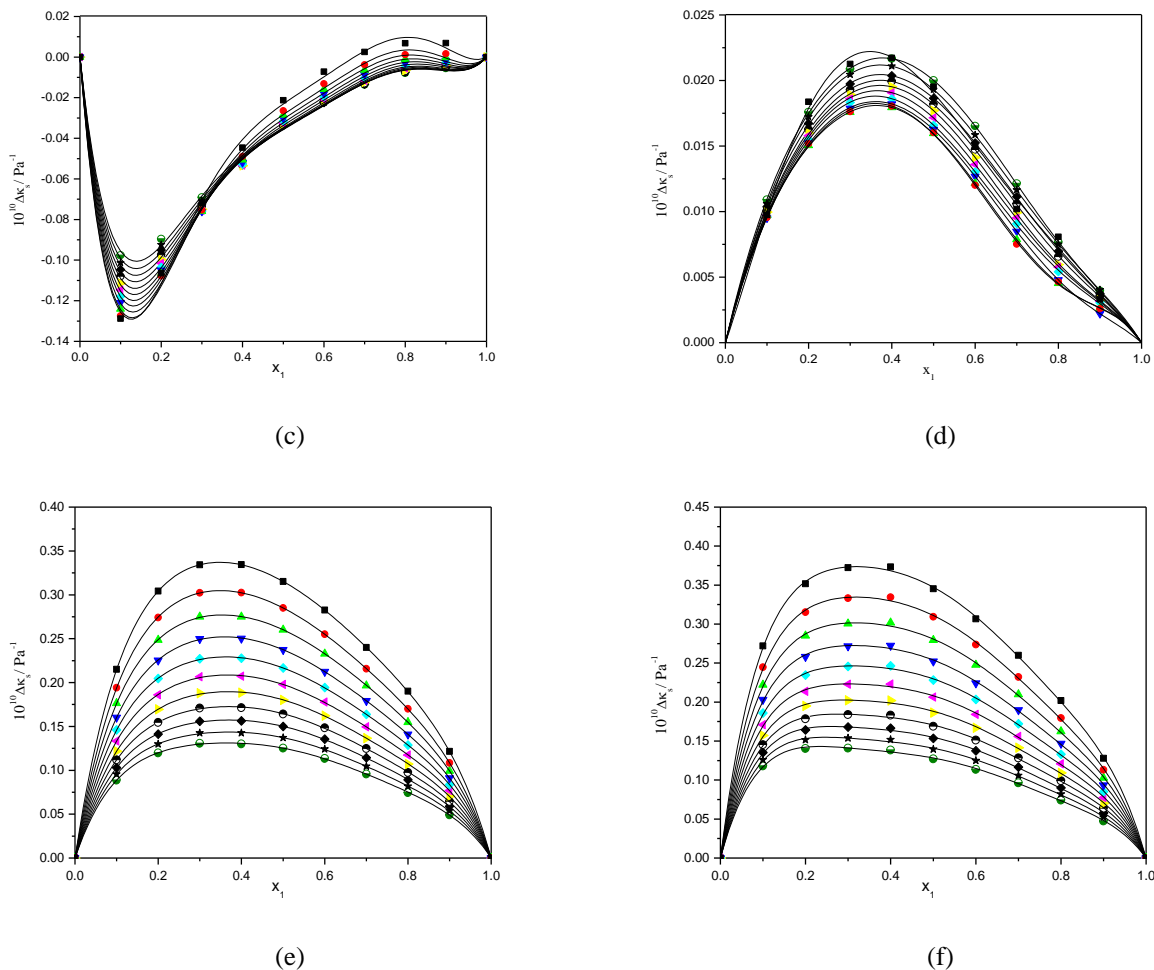


Figure 4.7 deviation in isentropic compressibility, $\Delta\kappa_s$ vs. molar fraction x_1 , for the systems:(a) ethyl laurate (1) + 1-propanol (2); (b) ethyl oleate (1) + 1-butanol(2); (c) ethyl oleate (1) + 1-propanol(2); (d) ethyl oleate (1) + *n*-hexadecane (2); (e) *n*-hexadecane (1) + 1-butanol (2); (f) *n*-hexadecane (1) + 1-propanol (2) at following temperatures: (●) 293.15 K, (★) 298.15 K, (◆) 303.15 K, (◐) 308.15 K, (▶) 313.15 K, (◑) 318.15 K, (◒) 323.15 K, (▼) 328.15 K, (▲) 333.15 K, (●) 338.15 K, (■) 343.15 K, (—) RK equation.

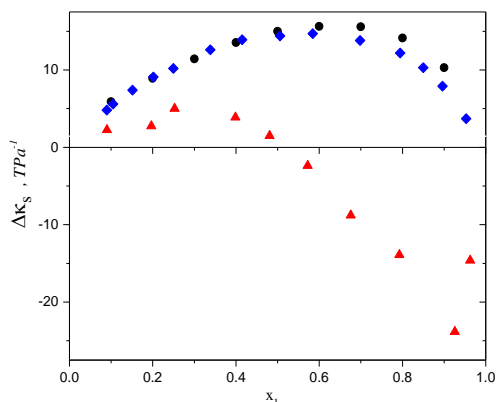


Figure 4.8 Comparison of the deviation in isentropic compressibility $\Delta\kappa_s$ for binary mixture of (1-butanol + *n*-hexadecane) at 303.15K present in the literature: (●) our work, (▲) Ref. [15], (◆) Ref. [17].

4.2.5 Molar Excess Gibbs Free Energies Of Activation Of Viscous Flow (ΔG^{*E})

The excess molar Gibbs energy of activation of the viscous flow ΔG^{*E} were also determined (see **Table A 9**) and shown in **Figure 4.9**. The magnitude of ΔG^{*E} additionally reflects the degree of interaction between dissimilar molecules^{174, 175}. ΔG^{*E} are positive for all compositions and temperatures for the ethyl laurate + 1-propanol, ethyl oleate + alcohols and *n*-hexadecane + alcohols systems, where ΔG^{*E} vs. composition curve is slightly skewed to the high concentration of alcohol. Ethyl oleate + *n*-hexadecane exhibits both positive and negative ΔG^{*E} deviations, as shown at **Figure 4.9**. The curve exhibits initial steep negative lobes, followed by the positive regions toward ethyl oleate rich regions. Meyer et al.¹⁷⁶ proposed that the excess molar Gibbs energy of activation of the viscous flow ΔG^{*E} should be used to detect molecular interactions. Namely, it takes into account both volumetric and viscosity effects. Large positive ΔG^{*E} values are a sign of strong attractive interactions, which is not the case in the ethyl oleate + alcohol systems. The assumable reason for the discrepancy is large difference in molecular size of the pure components, i.e. the ratio between molar volumes is around 4. The influence of temperature on the ΔG^{*E} for all studied systems is slightly more positive with increasing temperature¹³. In the case of ethyl oleate + *n*-hexadecane system, ΔG^{*E} vs. x_1 is S-shaped, but due to the small obtained ΔG^{*E} values (± 0.03 KJ mol⁻¹), it is difficult to make any conclusions about the nature of interactions between these two compounds.

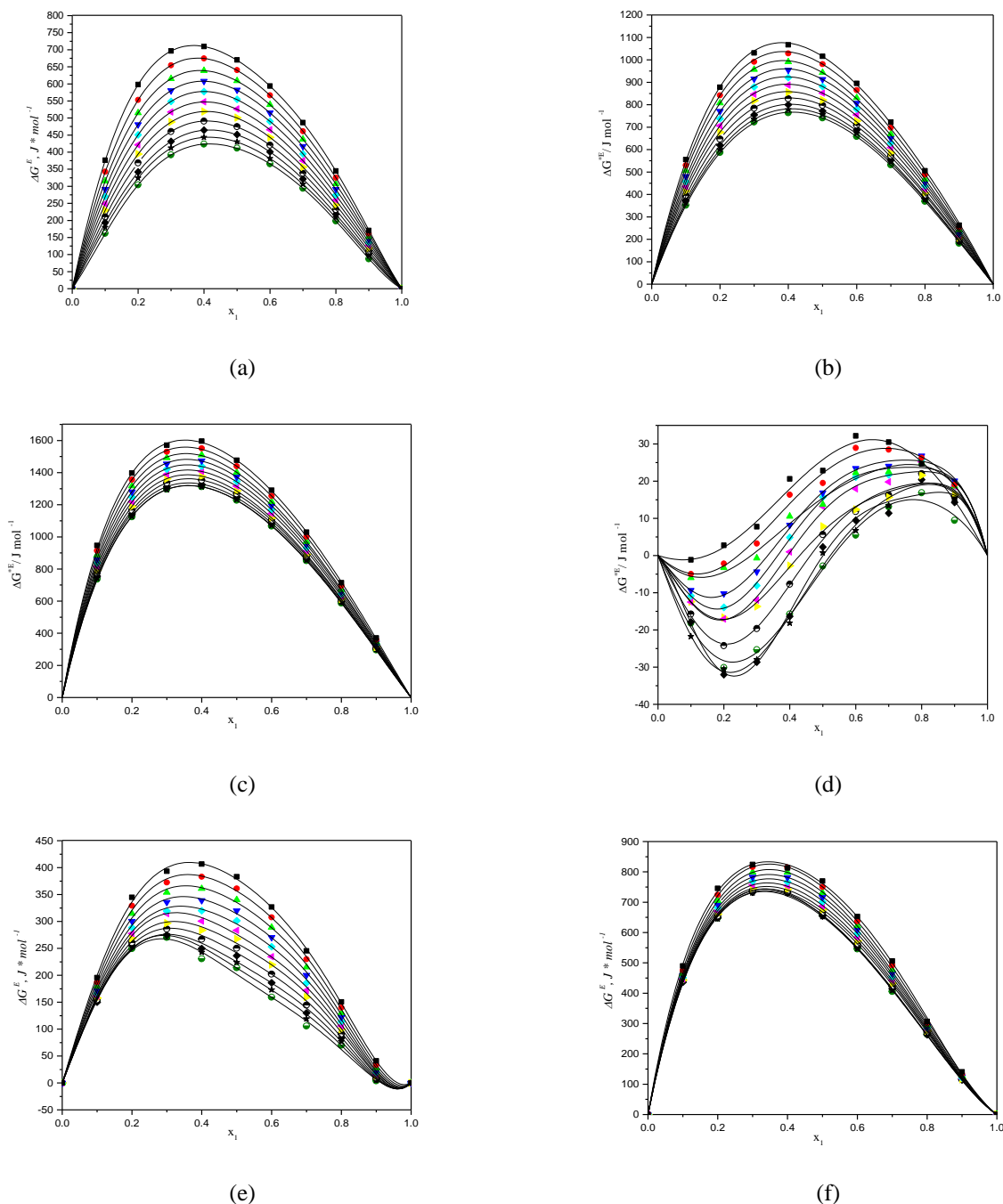


Figure 4.9 Excess molar Gibbs energy of activation of the viscous flow ΔG^{*E} vs. molar fraction x_1 , for the systems: (a) Ethyl laurate (1) + 1-propanol (2); (b) Ethyl oleate (1) + 1-butanol(2); (c) Ethyl oleate (1) + 1-propanol(2); (d) Ethyl oleate (1) + *n*-hexadecane (2); (e) *n*-hexadecane (1) + 1-butanol (2); (f) *n*-hexadecane (1) + 1-propanol (2) at following temperatures: (●) 293.15 K, (★) 298.15 K, (◆) 303.15 K, (●) 308.15 K, (▶) 313.15 K, (◀) 318.15 K, (◀) 323.15 K, (▼) 328.15 K, (▲) 333.15 K, (●) 338.15 K, (■) 343.15 K, (—) RK equation.

4.3 Results of the experimental measurement of a ternary system

Density (ρ), viscosity (η), speed of sound (u) and refractive index (n_D) of the ternary system ethyl oleate (1) + *n*-hexadecane (2) + 1-butanol (3), were measured over the wide temperature range from 293.15 to 343.15 K at atmospheric pressure, are listed in appendix (**Table A 11**). From the experimental data obtained, the excess molar volumes (V^E), viscosity deviations ($\Delta\eta$), refractive index deviations (Δn_D), and deviation in isentropic compressibility ($\Delta\kappa_s$) of the binary and ternary mixtures at different temperatures and atmospheric pressure were calculated. The calculated values at each temperature are summarized in **Table A 12**. Data of excess molar volumes, refractive index deviations and viscosity deviations for the investigated ternary system ethyl oleate + *n*-hexadecane + 1-butanol at investigated temperature range along with the RK and NT correlation results are presented in **Figure 4.10(a-d)**, respectively. Lines 1-6 present the lines of constant ratio of molar fractions of first and third component in the mixture: $x_1/x_3 = 0.111$ (line 1), $x_1/x_3 = 0.250$ (line 2), $x_1/x_3 = 0.667$ (line 3), $x_1/x_3 = 1.500$ (line 4), $x_1/x_3 = 4.000$ (line 5), $x_1/x_3 = 9.000$ (line 6).

From **Figure 4.10a**, it is apparent that a large amount of the 1-butanol (lines *L1*, *L2* and *L3*) gives the high approximately symmetrical expansion V^E with respect to x_2 mole fraction due to the cross association between 1-butanol and *n*-hexadecane molecules. Minimum obtained for *L6* is close to the minimum of the binary mixture ethyl oleate + 1-butanol.

Viscosity deviations for ternary system ethyl oleate (1) + *n*-hexadecane (2) + 1-butanol (3) (**Figure 4.10b**) are negative over the whole range of mole fraction of *n*-hexadecane and for all six lines. These deviations become less negative as the contribution of binary system *n*-hexadecane + 1-butanol increases (*L1*, *L2* and *L3*).

The refractive index deviations, presented in **Figure 4.10c**, have positive values over the whole range of mole fraction of *n*-hexadecane and for all six lines. These deviations increase as the quantity of 1-butanol (*L1*) in mixture is rising.

In a wide region of this ternary mixture, the $\Delta\kappa_s$ values are positive **Figure 4.10d**, finding the negative values in the region close to the binary ethyl oleate + 1-butanol. Among the factors that produce positive value of excess molar volume is the fact that distraction of hydrogen bonds in strongly self-associated alcohol, physical dipole-dipole interactions between polar molecules, and also steric barriers as a result of inappropriate interstitial accommodation¹³ of ethyl oleate within the hydrogen-bonded structure of 1-butanol. The general behavior of this ternary mixture indicates

that dispersive forces predominate and there are no strong specific interactions between the components of this ternary mixture.

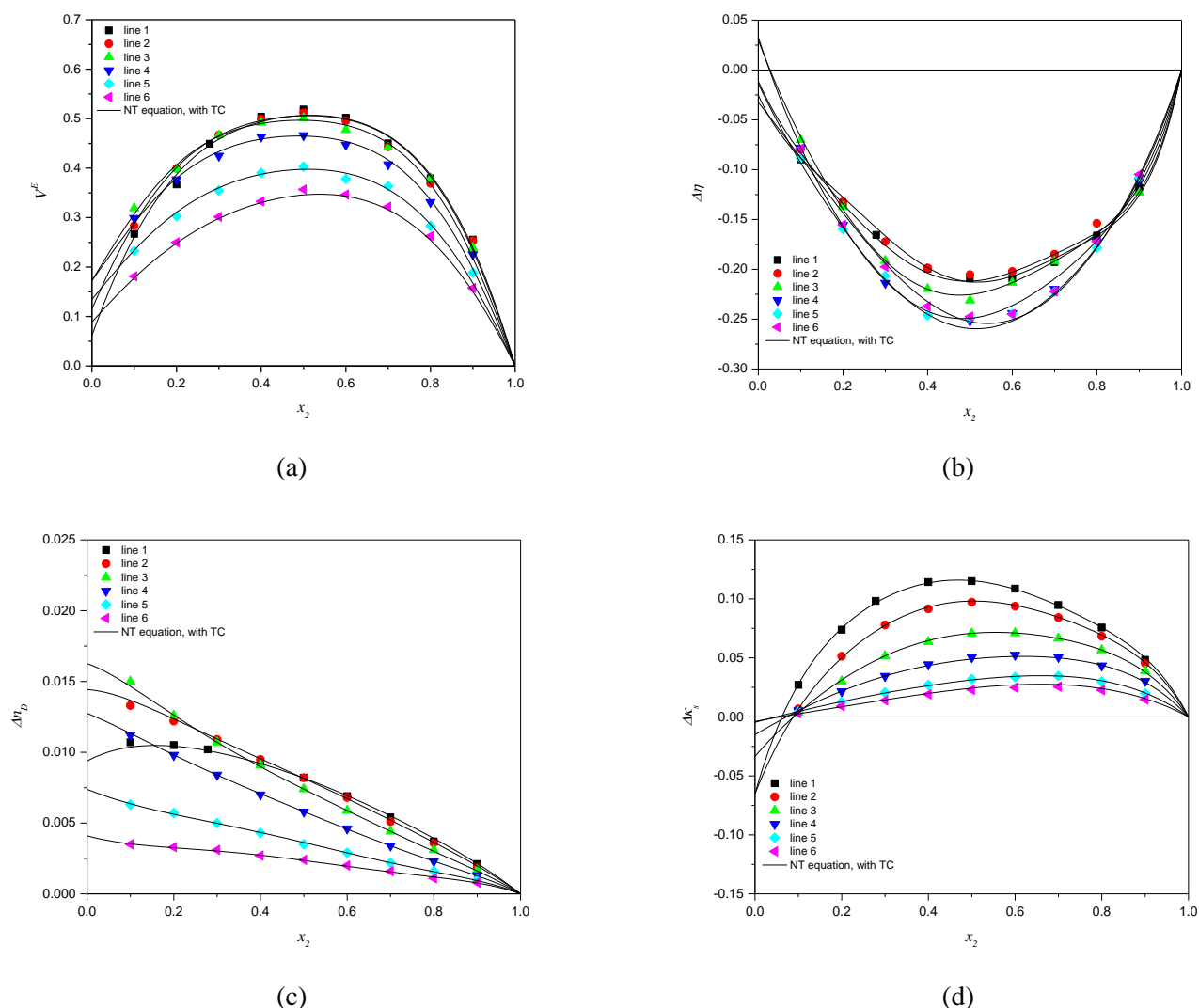


Figure 4.10 Experimental values of (a) V^E , (b) $\Delta\eta$, (c) Δn_D , and (d) $\Delta\kappa_s$ at 298.15 K for the ternary system ethyl oleate (1) + *n*-hexadecane (2) + 1-butanol (3), along the curves of constant ratio $L = x_1/x_3$, as a function of *n*-hexadecane molar fraction x_2 : (■) $x_1/x_3 = 0.11$, (●) $x_1/x_3 = 0.25$, (▲) $x_1/x_3 = 0.67$, (▼) $x_1/x_3 = 1.5$, (◊) $x_1/x_3 = 4.0$, and (◀) $x_1/x_3 = 9.0$. (—) NT equation.

Three dimensional surfaces a–d of Figure 6 present the ternary surface of V^E , $\Delta\eta$, Δn_D , and $\Delta\kappa_s$ respectively, for the investigated ternary system at 298.15 K, calculated by the Nagata–Tamura polynomial. At **Figure 4.11** on each side the sign and the value of every calculated property for the corresponding binary system at 298.15 K can be seen. From this graphic representation the same conclusions could be drawn since the behavior observed seems to suggest that the properties obtained for the ternary system are dominated by the binary mixtures effects. Also, from

Figure 4.11 can be observed the impact of the ternary contribution, which can be quantitatively confirmed by calculating the parts of Eq. 2.1 related to the ternary contribution.

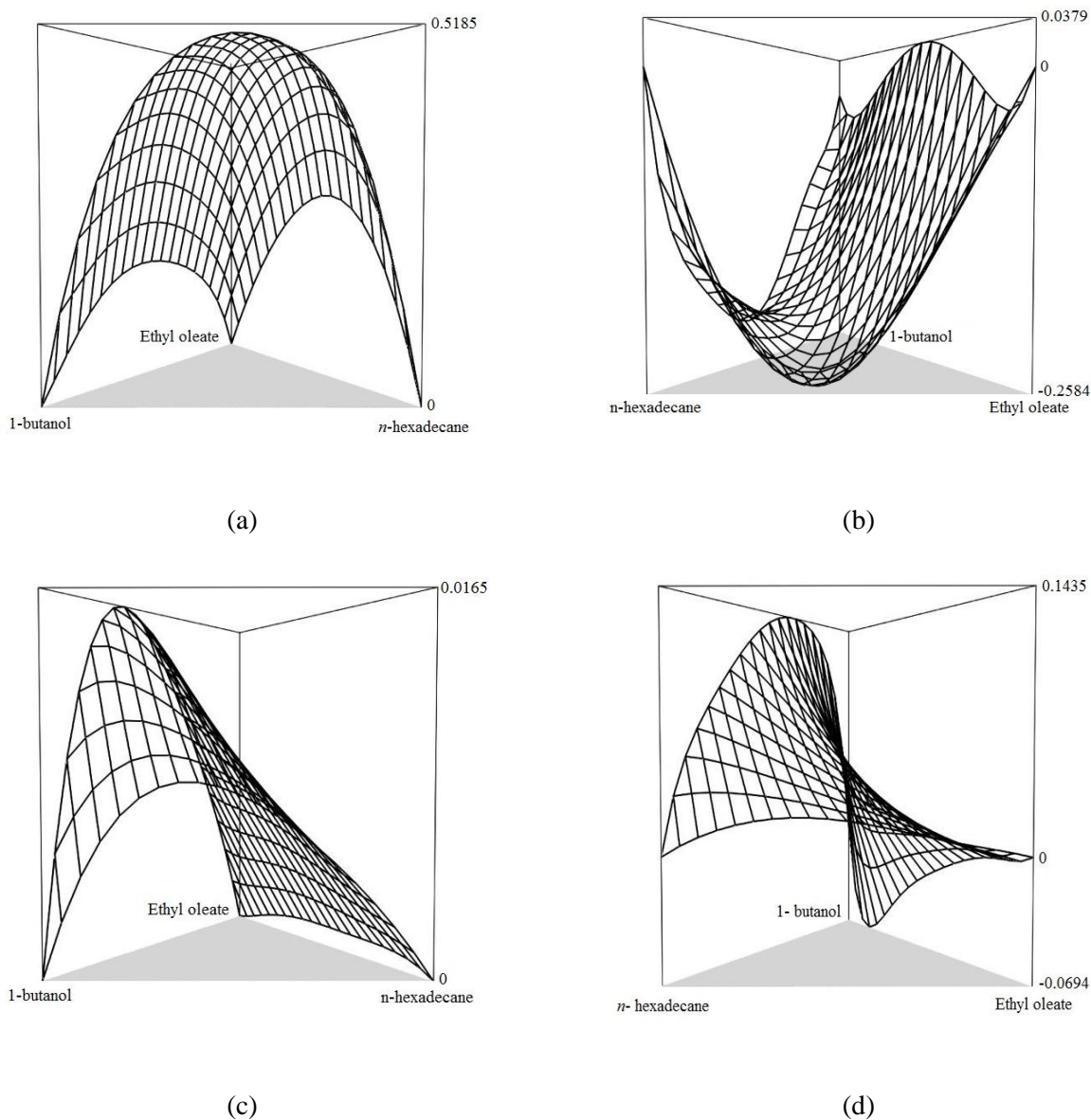
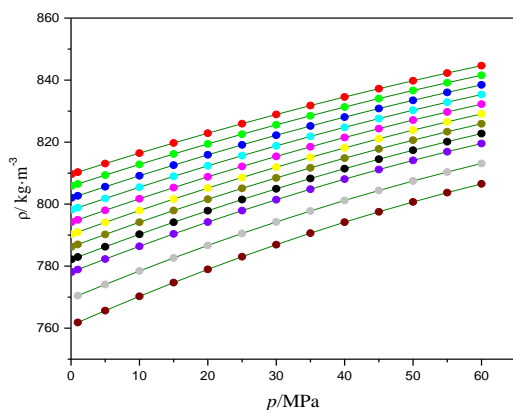


Figure 4.11 Three-dimensional surface for the (a) V^E , (b) $\Delta\eta$, (c) Δn_D , and (d) $\Delta\kappa_s$ for the ternary system ethyl oleate (1) + *n*-hexadecane (2) + 1-butanol (3) at 298.15 K, generated by NT equation.

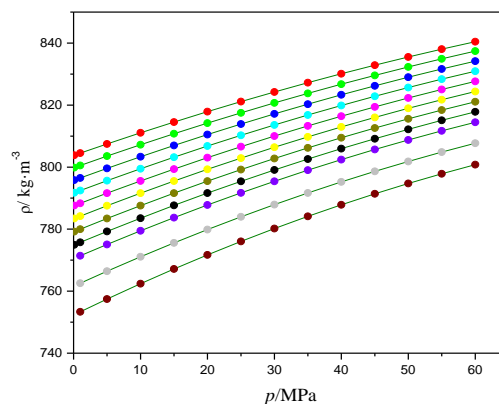
The ternary contribution term is positive for excess molar volumes, where negative values occur in mixtures rich with butanol; for viscosity deviations and deviations in isentropic compressibility the values are negative with positive values; and for the refractive index deviation negative values are obtained.

4.4 High-Pressure density Measurement of pure components

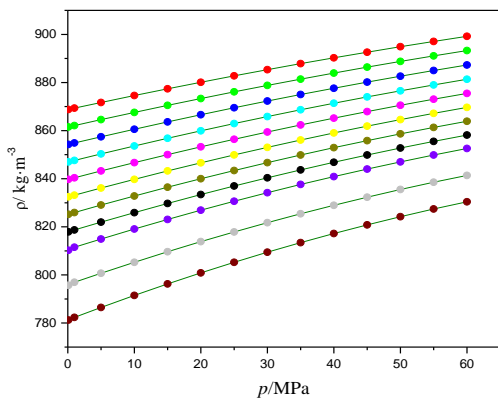
The (p, ρ, T) properties of mentioned esters and alcohols were measured along 15 isotherms from 293.15 to 413.15 K and at pressures up to 60 MPa. The experimental results are presented in **Table A 14** and shown graphically in **Figs. 4.12** and 4.13. **Figure 4.12** shows measured densities of the pure compounds as a function of pressure at different temperatures and the variation of density versus pressure is almost linear¹¹. Each of the pure components showed an increase in density when pressure rises and decrease in density with temperature elevation (**Figure 4.13**), as expected due to the compression of molecules and reduction of molecular vibration¹¹. Comparison of densities at the atmospheric pressure obtained using DSA 5000 M densimeter and those measured by means of DMA HP densimeter shows a good agreement, the absolute average percentage deviation is less than 0.03% (about $0.2 \text{ kg}\cdot\text{m}^{-3}$) for all of the examined samples (**Figure 4.14**). This confirms the precision of the measurement procedure and the reliability of the selected calibration method for DMA HP densimeter¹¹.



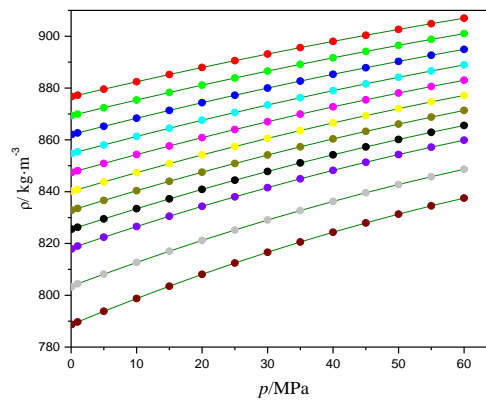
(a)



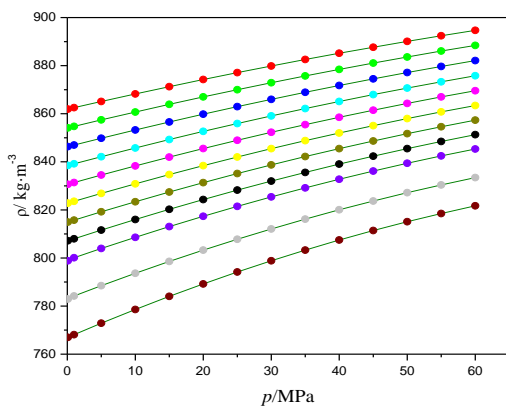
(b)



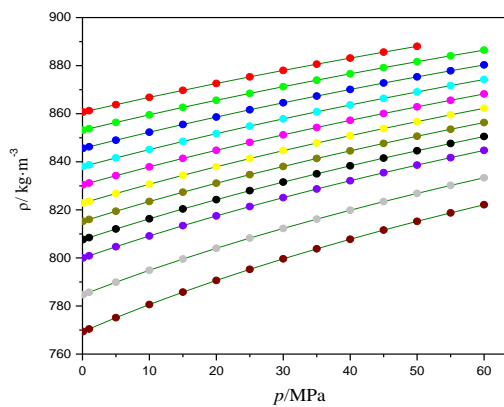
(c)



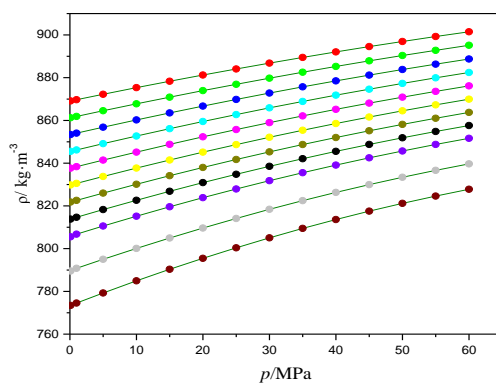
(d)



(e)

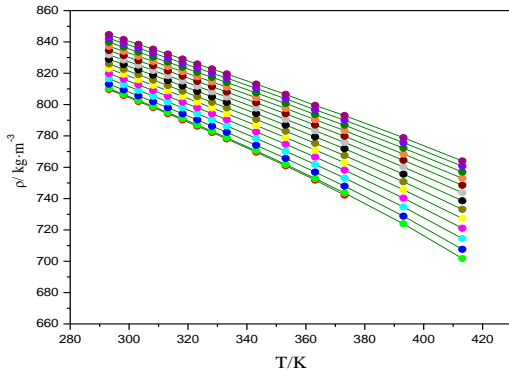


(f)

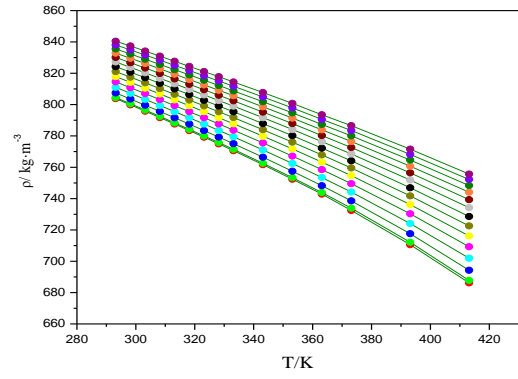


(g)

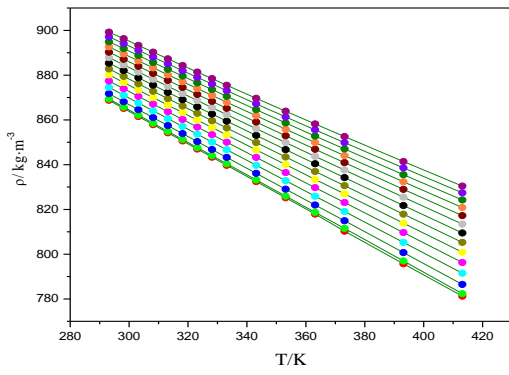
Figure 4.12 Densities of (a) 1-butanol, (b) 1-propanol, (c) ethyl laurate, (d) ethyl linoleate, (e) ethyl myristate (f) ethyl oleate and (g) methyl laurate vs. pressure at (●) 293.15 K, (●) 303.15 K, (●) 313.15 K, (●) 323.15 K, (●) 333.15 K, (●) 343.15 K, (●) 353.15 K, (●) 363.15 K, (●) 373.15 K, (●) 393.15 K, and (●) 413.15 K.



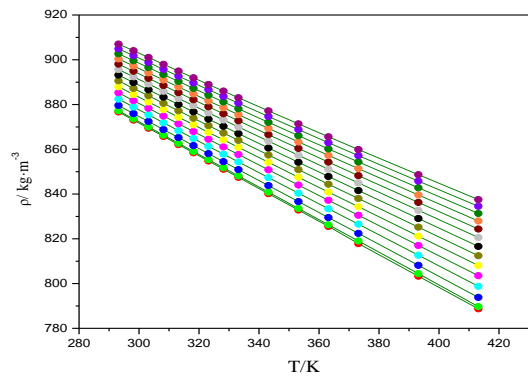
(a)



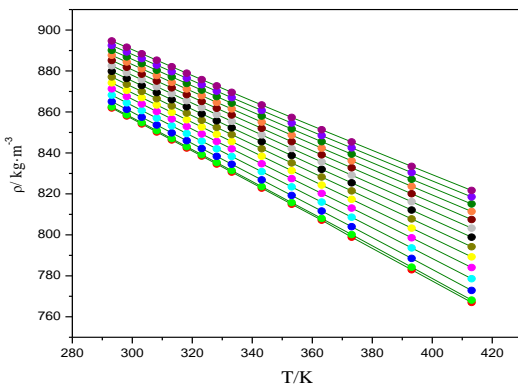
(b)



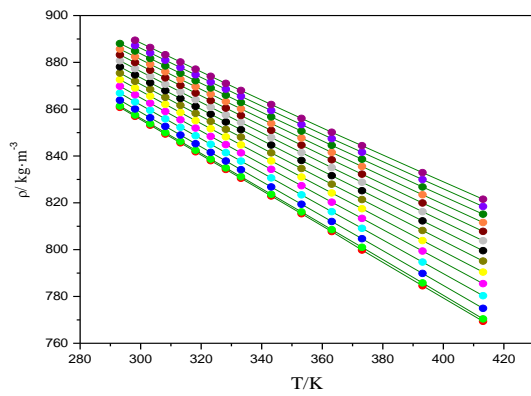
(c)



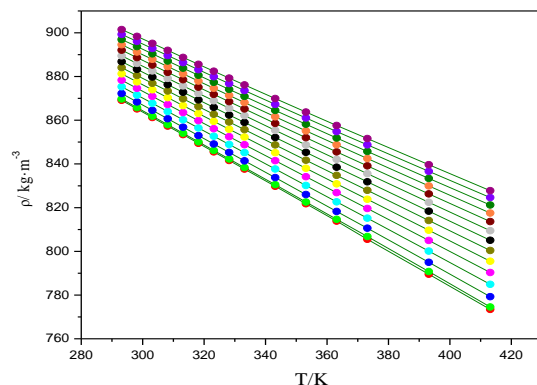
(d)



(e)



(f)



(g)

Figure 4.13 Densities of (a) 1-butanol, (b) 1-propanol, (c) ethyl laurate, (d) ethyl linoleate, (e) ethyl myristate (f) ethyl oleate and (g) methyl laurate vs. temperature at (●) 0.1 MPa, (●) 1 MPa, (●) 5 MPa, (●) 10 MPa, (●) 15 MPa, (●) 20 MPa, (●) 25 MPa, (●) 30 MPa, (●) 35 MPa, (●) 40 MPa, (●) 45 MPa, (●) 50 MPa, (●) 55 MPa, and (●) 60 MPa.

4.4.1 Comparison of the alcohols, ethyl and methyl esters samples at high pressure

The measured data of pure 1-butanol, 1-propanol, ethyl and methyl esters are also compared with those reported previously in open literature (**Figure 4.15**). An absolute average percentage deviation, together with the maximum percentage deviation, is used to estimate the level of agreement between measured and literature values¹¹. In some cases, the literature values had to be interpolated in order to obtain the data corresponding to a certain pressures and temperature considered in this study.

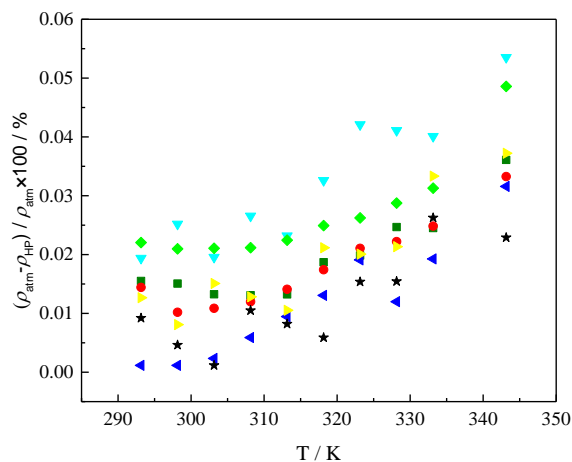
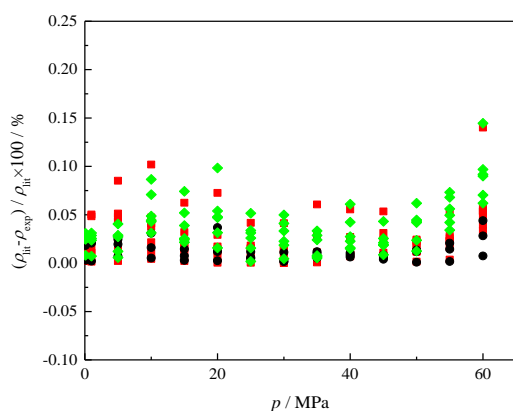
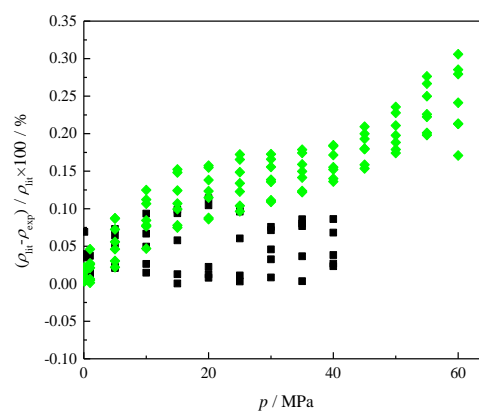


Figure 4.14 Comparison between density values obtained by means of DSA 5000 M (atm) densimeter and those measured by means of DMA HP densimeter at atmospheric pressure: (■) 1-butanol, (●) 1-propanol, (◆) ethyl laurate, (▼) ethyl linoleate, (◄) ethyl myristate, (◀) ethyl oleate and (★) methyl laurate.

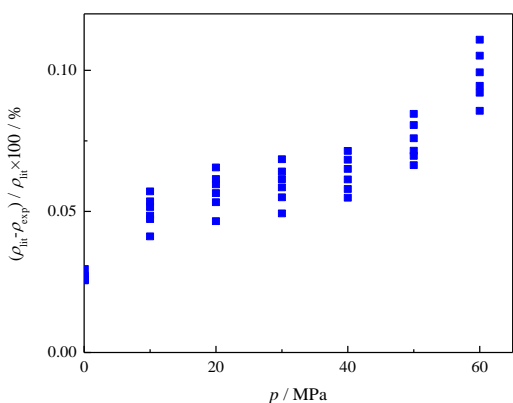
Experimental high pressure densities for studied 1-butanol and 1-propanol were compared to data published by various authors⁴⁴⁻⁴⁷ under different temperature and pressure conditions and the obtained absolute average percentage deviations were less than 0.03% ($MD=0.14\%$) for 1-butanol and 0.05% ($MD=0.11\%$) for 1-propanol (**Figure 4.15a** and **b**) over the temperature range (293.15-413.15) K. The data from literature⁴⁶ (**Figure 4.15a** and **b**) are slightly and systematically higher than the present data and other published values of density at high pressures and high temperatures, 0.14% ($MD=0.30\%$) for 1-butanol and 0.13% ($MD=0.30\%$) for 1-propanol. As for ethyl and methyl ester, densities studied by^{26, 49, 50, 177, 178} were considered. The obtained absolute average percentage deviations were less than 0.06% ($MD=0.11\%$) for ethyl laurate (**Figure 4.15c**) along 12 isotherm ranging from 293.15 to 393.15K, 0.05% ($MD=0.10\%$) for ethyl myristate (**Figure 4.15d**) at temperatures ranging from 293.15 to 318.15 K and 0.08% ($MD=0.22\%$) for methyl laurate (**Figure 4.15e**) over the temperature range (293.15-373.15) K.



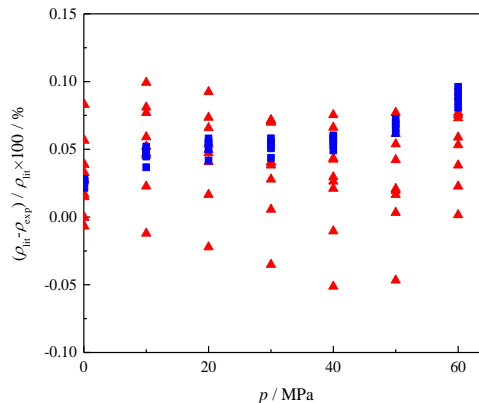
(a)



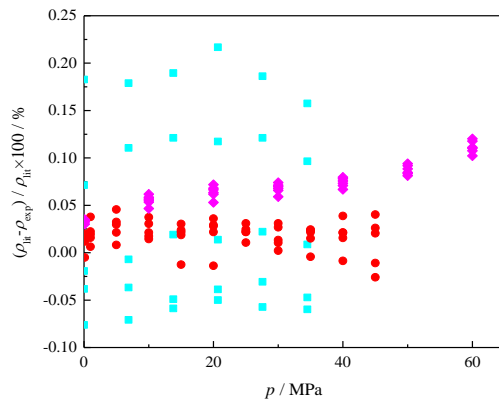
(b)



(c)



(d)



(e)

Figure 4.15 Comparison of the experimental densities with literature data for a) 1-butanol with (■)Safarovet al.⁴⁴, (●) Alaoui et al.⁴⁵ and (◆)Davila et al.⁴⁶, b)1-propanol with (■)Abdulagatov et al.⁴⁷ and (◆) Davila et al.⁴⁶ c) ethyl laurate with (■) Dzida et al.⁴⁹, d) ethyl myristate with (▲) Ndiaye et al.¹⁷⁷ and (■) Dzida et al.⁴⁹ e) methyl laurate with (■) Tat and Van Gerpen¹⁷⁸, (●) Pratas et al.²⁶ and (◆) Zarska et al.⁵⁰

5 Modeling experimental data

5.1 Modeling viscosity at ambient pressure

As regards viscosity data as a function of temperature, they were correlated by means of the Vogel-Fulcher-Tammann (VFT) equation:

$$\ln \eta = A + \frac{B}{T - C} \quad (5.1)$$

where A , B and C are the fitting parameters obtained by linearization of the equation (5.1) along with an optimization algorithm based on the least-square method. The obtained model parameters, together with the values of comparison criteria, are presented in **Table 5.1**. Obtained criteria values of the absolute average percentage deviation, AAD , the percentage maximum deviation, MD , the average percentage deviation, $Bias$, and the standard deviation, σ ,^{92, 93, 179} are pretty low which validates the application of this model in viscosity modeling.

Table 5.1. The parameters of the Vogel-Fulcher-Tammann (VFT) model

| | 1- butanol | 1- propanol | Ethyl laurate | Ethyl linoleate | Ethyl myristate | Ethyl oleate | Methyl laurate | <i>n</i> - hexadecane |
|------------------|---------------|----------------|------------------|--------------------|--------------------|-----------------|-------------------|--------------------------|
| A | -7.5020 | -10.9341 | -3.0125 | -2.5645 | -2.8036 | -2.5935 | -2.9378 | -3.0786 |
| B / K | 2799.4260 | 5882.7910 | 753.4941 | 721.3530 | 723.2488 | 718.8809 | 699.1822 | 757.9350 |
| C / K | -33.9754 | -209.6012 | 114.7339 | 125.6801 | 126.9956 | 132.0481 | 121.6821 | 117.1340 |
| <i>AAD</i> / % | 0.10 | 0.17 | 0.15 | 0.30 | 0.23 | 0.34 | 0.20 | 0.06 |
| <i>MD</i> / % | 0.1771 | 0.3597 | 0.2686 | 0.2967 | 0.3373 | 0.3259 | 0.2943 | 0.2039 |
| <i>Bias</i> / % | 0.0148 | 0.0001 | -0.0496 | -0.0007 | -0.0522 | -0.0628 | -0.0485 | 0.0001 |
| σ / mPa·s | 0.003 | 0.004 | 0.006 | 0.015 | 0.011 | 0.023 | 0.007 | 0.003 |

5.2 Dynamic viscosity modeling of binary mixtures

Viscosity modeling was carried out using predictive and correlative models. The advantage of using predictive models is that the viscosity of mixtures can be calculated based on the knowledge of the viscosity of the pure components and the contributions of the corresponding functional groups. The drawback of this approach is that the contributions of individual groups must be very precisely defined in order to obtain satisfactory results. They are suitable for application under different conditions i.e. temperature, pressure and composition. However, it is possible that the interaction parameters of certain groups present in the examined mixtures are not known, and therefore, with a

number of similar systems and certain optimization techniques, they can be obtained to be applied later on as purely predictive. Correlative models yield better results than predictive ones, but involve optimization of one or more interaction parameters, which requires experimental data, reduces the flexibility of the model and limits its application to the pressure and temperature conditions at which the interaction parameters are determined.

5.2.1 PREDICTIVE MODELS - Group contribution models

Group contribution models contain binary interaction parameters of groups, which are determined by correlating relevant experimental data of the binary systems containing those functional groups. Once determined, these interaction parameters can be used to predict the properties of all systems containing given groups, for which no experimental data are available. Thus, the number of experimental data necessary for thermodynamic calculations is significantly reduced, since the number of functional groups present in solution is much smaller than the number of possible components of the solution. Also, on the basis of a relatively small number of groups (50-100), thousands of various solutions can be thermodynamically processed.

UNIFAC-VISCO model

In UNIFAC–VISCO model^{124, 149}, the relationship between the viscosity and the excess Gibbs energy of activation, (Δ^*G^E is calculated as the sum of two parts) can be expressed as follows:

$$\ln \eta_m = \sum_i x_i \ln(\eta_i V_i) - \ln V_m + \frac{\Delta^*g^{EC}}{RT} + \frac{\Delta^*g^{ER}}{RT} \quad (5.2)$$

Here η_i and V_i are viscosity and volume of pure substances, and η_m and V_m are mixture viscosity and volume, respectively, and x_i is mole fraction.

Δ^*G^E is excess Gibbs energy of activation and calculated as the sum of two parts. The first part is the combinatorial (Δ^*G^{EC}/RT), which depends on the molecular structure of the components. The second part is residual contribution (Δ^*G^{ER}/RT), which depends on interactions of the functional groups within the mixture (a_{nm}).

ASOG-VISCO model

ASOG-VISCO model is also a group contribution model⁶³. It uses a number of interaction parameters (m_{kl} and n_{kl}) as input to calculate various thermo-physical properties at different conditions of temperature, pressure and composition. Viscosity of binary systems using this model is calculated:

$$\ln(vM) = \sum_i x_i \ln(v_i M_i) - \frac{\Delta^* G^E}{RT} \quad (5.3)$$

in which v is kinematic viscosity and M is molar mass of mixture, x_i , M_i and v_i are mole fraction, molar mass and kinematic viscosity of pure component i , respectively.

Excess Gibbs energy (ΔG^E) is calculated as the sum of two parts, which were defined in the similar manner as in the UNIFAC-VISCO model.

5.2.2 Correlative approach

Correlative models for calculating the viscosity of liquid mixtures contain interaction parameters. The interaction parameters are calculated by optimization from the experimental mixture data. For each mixture the parameters are calculated separately. In this paper, one-parameter Teja-Rice^{64, 65}, two-parameter McAllister-3⁶⁶ and three-parameter McAllister-4⁶⁶ model were used.

Teja-Rice model

Teja and Rice^{64, 65} proposed the following liquid mixture viscosity model based on the corresponding-states fundamental rule. According to proposed procedure, viscosity of binary systems is calculated using:

$$\ln(\eta_m \varepsilon_m) = \ln(\eta \varepsilon)^{(R1)} + \ln(\eta \varepsilon)^{(R2)} - \ln(\eta \varepsilon)^{(R1)} \frac{\omega_m - \omega^{(R1)}}{\omega^{(R2)} - \omega^{(R1)}} \quad (5.4)$$

in which labels $R1$ and $R2$ refer to two reference fluids, η is dynamic viscosity; ω is a centric factor, ε parameter that includes critical molar volume, critical temperature and molar mass of pure component and ε_m parameter for mixture which contains interaction parameter ψ_{ij} .

McAllister Multibody models

McAllister's multibody interaction model⁶⁶ was introduced to correlate kinematic viscosity (v) data. On the basis of the Eyring's theory of absolute reaction rates, the two-parameters McAllister equation was derived by taking into consideration interaction of both like and unlike molecules by two-dimensional three-body model. The McAllister three-body (McAllister-3 model) interaction model for binary systems can be expressed as follows:

$$\ln v_m = x_1^3 \ln v_1 + 3x_1^2 x_2 \ln v_{12} + 3x_1 x_2^2 \ln v_{21} + x_2^3 \ln v_2 - \ln \left(x_1 + \frac{x_2 M_2}{M_1} \right) + 3x_1^2 x_2 \ln \left[\frac{2 + \frac{M_2}{M_1}}{3} \right] + 3x_1 x_2^2 \ln \left[\frac{1 + \frac{2M_2}{M_1}}{3} \right] + x_2^3 \ln(M_2/M_1) \quad (5.5)$$

Here v_m is the kinematic viscosity of mixture, v_{12} and v_{21} are interaction parameters, and M_i , v_i , x_i are molar mass, kinematic viscosity and mole fraction of pure components i , respectively.

If there is much difference in size of two molecules then the McAllister four-body (McAllister-4 model) interaction model can be derived to represent the viscosity data. In which v_{1112} , v_{1122} and v_{2221} are the binary interaction parameters:

$$\begin{aligned} \ln v_m = & x_1^4 \ln v_1 + 4x_1^3 x_2 \ln v_{1112} + 6x_1^2 x_2^2 \ln v_{1122} + 4x_1 x_2^3 \ln v_{2221} + x_2^4 \ln v_2 - \ln \left(x_1 + \frac{x_2 M_2}{M_1} \right) \\ & + 4x_1^3 x_2 \ln \left[\frac{3 + \frac{M_2}{M_1}}{4} \right] + 6x_1^2 x_2^2 \ln \left[\frac{1 + \frac{M_2}{M_1}}{2} \right] + 4x_1 x_2^3 [\ln(1 + 3M_2/M_1) / 4] + x_2^4 \ln[M_2 / M_1] \end{aligned} \quad (5.6)$$

5.3 OPTIMIZATION - DETERMINATION OF INTERACTION PARAMETERS

It is often not possible to calculate the viscosity of a system using predictive models because there are no values of the interaction parameter α_{nm} , nor the constants Q_k and R_k , for the UNIFAC-VISCO model, or the interaction parameters $m_{k,l}$ and $n_{k,l}$ for the ASOG-VISCO model, for groups existing in compounds of the desired mixtures. New parameters can be obtained by the Marquardt optimization technique¹⁸⁰ from the corresponding experimentally measured mixture viscosity values using the equation to minimize the OF function:

$$OF = \frac{1}{m} \sum_{i=1}^m \left(\frac{\eta_{\text{exp}} - \eta_{\text{cal}}}{\eta_{\text{exp}}} \right)^2 \rightarrow \min \quad (5.7)$$

In which m is the number of data points; η_{exp} and η_{cal} are the experimental and calculated viscosity data, respectively. The percentage deviations (PD_{max}), between the experimental results and the calculated values, from Eq. 5.7, was calculated to check the ability of these models, where η_{exp} and η_{cal} represents experimental results and calculated values of dynamic viscosity and $(\eta_{\text{exp}})_{\text{max}}$ is the maximum of experimental obtained values. The results obtained with these models for all studied binary systems¹³ over the investigated temperature range are given in **Table 5.2**.

$$PD_{\text{max}} = \frac{100}{m} \cdot \sum_{i=1}^m \left| \frac{\eta_{i,\text{exp}} - \eta_{i,\text{cal}}}{\eta_{i,\text{exp,max}}} \right|_i \quad (5.8)$$

The new UNIFAC-VISCO (α_{nm}) and ASOG-VISCO (m_{kl} , n_{kl}) interaction parameters are summarized in **Table 5.3** and **Table 5.4**, respectively, together with the parameters taken from original papers^{63, 124, 149}. The values of model parameters for correlative models at all studied temperatures are presented in Appendix (**Table A 15**).

Table 5.2 Results of viscosity prediction, and viscosity correlation for the investigated binary mixtures.

| T/(K) | PD/PD_{max} (%) | | | | |
|--|-------------------|------------|--------------------|--------------|--------------|
| | Predictive Models | | Correlative Models | | |
| | UNIFAC-VISCO | ASOG-VISCO | Teja-Rice | McAllister-3 | McAllister-4 |
| Ethyl laurate (2) + 1-propanol (2) | | | | | |
| 293.15 | 20.0/8.7 | 23.8/19.6 | 23.7/20.4 | 10.5/9.2 | 7.0/6.1 |
| 298.15 | 20.4/9.0 | 29.8/22.2 | 20.6/18.3 | 8.1/9.2 | 5.4/6.2 |
| 303.15 | 20.7/9.3 | 32.4/21.8 | 18.2/16.1 | 8.0/7.0 | 5.3/4.6 |
| 308.15 | 21.1/9.7 | 33.0/20.1 | 15.7/13.9 | 7.0/6.1 | 4.5/3.9 |
| 313.15 | 21.6/10.1 | 28.3/15.6 | 13.2/11.7 | 5.8/5.1 | 3.8/3.2 |
| 318.15 | 22.0/10.3 | 29.0/14.7 | 10.7/9.4 | 4.7/4.0 | 3.0/2.6 |
| 323.15 | 22.5/10.7 | 25.0/11.6 | 8.2/7.2 | 3.7/3.1 | 2.1/1.9 |
| 328.15 | 23.0/11.0 | 19.5/8.3 | 5.8/5.1 | 2.6/2.2 | 1.5/1.3 |
| 333.15 | 23.5/11.4 | 12.4/4.9 | 3.3/2.9 | 1.4/1.2 | 0.8/0.7 |
| 338.15 | 24.0/11.6 | 3.5/1.2 | 0.9/0.8 | 0.7/0.6 | 0.4/0.3 |
| 343.15 | 15.6/7.4 | 2.7/7.9 | 1.6/1.4 | 0.6/0.5 | 0.8/0.7 |
| Ethyl oleate (2) + 1-butanol (2) | | | | | |
| 293.15 | 23.3/17.6 | 3.0/2.0 | 1.4/1.0 | 0.1/0.1 | 0.1/0.1 |
| 298.15 | 23.4/17.7 | 1.2/0.8 | 1.4/1.0 | 0.1/0.1 | 0.1/0.1 |
| 303.15 | 23.5/17.8 | 1.1/0.7 | 1.4/1.0 | 0.1/0.1 | 0.1/0.1 |
| 308.15 | 23.9/18.1 | 1.1/0.7 | 1.3/1.0 | 0.2/0.2 | 0.1/0.1 |
| 313.15 | 24.2/18.4 | 1.3/0.8 | 1.2/0.9 | 0.3/0.2 | 0.1/0.1 |
| 318.15 | 24.6/18.6 | 2.3/1.5 | 1.3/0.9 | 0.4/0.3 | 0.1/0.1 |
| 323.15 | 25.0/18.9 | 3.9/2.7 | 1.3/0.9 | 0.4/0.3 | 0.1/0.1 |
| 328.15 | 25.4/19.2 | 6.1/4.3 | 1.3/0.9 | 0.5/0.3 | 0.2/0.1 |
| 333.15 | 25.8/19.5 | 9.0/6.4 | 1.2/0.9 | 0.6/0.4 | 0.1/0.1 |
| 338.15 | 26.3/19.8 | 12.4/8.9 | 1.5/0.9 | 0.7/0.5 | 0.2/0.1 |
| 343.15 | 16.8/12.2 | 11.7/8.5 | 1.4/1.0 | 0.1/0.1 | 0.1/0.1 |
| Ethyl oleate (1) + 1-propanol (2) | | | | | |
| 293.15 | 13.4/8.3 | 9.7/7.0 | 2.0/1.3 | 1.5/1.0 | 0.4/0.3 |
| 298.15 | 13.5/8.5 | 11.0/7.9 | 1.9/1.3 | 1.5/1.0 | 0.5/0.3 |
| 303.15 | 13.7/8.7 | 11.4/8.2 | 1.9/1.3 | 1.5/1.0 | 0.5/0.3 |
| 308.15 | 14.0/8.9 | 11.1/8.1 | 1.8/1.3 | 1.5/1.0 | 0.5/0.3 |
| 313.15 | 14.2/9.1 | 10.3/7.5 | 1.7/1.2 | 1.6/1.0 | 0.5/0.3 |
| 318.15 | 14.6/9.4 | 9.2/6.7 | 1.8/1.2 | 1.6/1.1 | 0.5/0.4 |
| 323.15 | 15.0/9.6 | 7.6/5.6 | 1.7/1.2 | 1.7/1.1 | 0.5/0.4 |
| 328.15 | 15.5/9.9 | 5.4/4.0 | 1.7/1.2 | 1.7/1.1 | 0.6/0.4 |
| 333.15 | 15.9/10.2 | 2.7/2.0 | 1.6/1.1 | 1.8/1.2 | 0.6/0.4 |
| 338.15 | 16.5/10.5 | 0.5/0.3 | 1.7/1.2 | 1.8/1.2 | 0.6/0.4 |
| 343.15 | 6.4/4.9 | 0.3/0.3 | 1.7/1.2 | 1.9/1.3 | 0.7/0.4 |
| Ethyl oleate (1) + <i>n</i>-hexadecane(2) | | | | | |
| 293.15 | 1.0/0.7 | 1.7/1.2 | 0.6/0.5 | 0.1/0.1 | 0.1/0.04 |
| 298.15 | 1.1/0.8 | 1.6/1.1 | 0.7/0.6 | 0.1/0.1 | 0.1/0.1 |
| 303.15 | 1.0/0.7 | 1.6/1.1 | 0.7/0.6 | 0.1/0.1 | 0.1/0.1 |
| 308.15 | 0.9/0.6 | 1.6/1.2 | 0.6/0.5 | 0.1/0.1 | 0.1/0.1 |
| 313.15 | 0.8/0.6 | 1.7/1.2 | 0.5/0.4 | 0.1/0.1 | 0.1/0.1 |
| 318.15 | 0.7/0.5 | 1.6/1.2 | 0.6/0.4 | 0.1/0.1 | 0.1/0.1 |
| 323.15 | 0.7/0.5 | 1.6/1.2 | 0.5/0.4 | 0.1/0.1 | 0.1/0.1 |
| 328.15 | 0.6/0.5 | 1.6/1.2 | 0.5/0.4 | 0.1/0.1 | 0.1/0.1 |
| 333.15 | 0.5/0.4 | 1.6/1.2 | 0.4/0.3 | 0.1/0.1 | 0.1/0.04 |
| 338.15 | 0.5/0.4 | 1.6/1.2 | 0.4/0.3 | 0.1/0.1 | 0.1/0.04 |
| 343.15 | 0.3/0.3 | 2.3/1.8 | 0.3/0.3 | 0.1/0.1 | 0.1/0.04 |
| <i>n</i>-hexadecane (1) + 1-butanol (2) | | | | | |
| 293.15 | 11.2/10.5 | 22.0/20.3 | 2.4/2.2 | 0.4/0.4 | 0.4/0.3 |
| 298.15 | 11.0/10.3 | 22.7/20.9 | 2.2/2.1 | 0.4/0.4 | 0.3/0.3 |

| | | | | | |
|---|-----------|-----------|---------|---------|---------|
| 303.15 | 10.9/10.1 | 23.2/21.3 | 2.0/1.8 | 0.4/0.3 | 0.3/0.3 |
| 308.15 | 10.5/9.8 | 23.6/21.7 | 1.8/1.7 | 0.3/0.3 | 0.3/0.3 |
| 313.15 | 10.2/9.5 | 24.0/21.8 | 1.7/1.6 | 0.3/0.3 | 0.3/0.3 |
| 318.15 | 9.9/9.1 | 24.1/21.8 | 1.6/1.5 | 0.3/0.3 | 0.3/0.3 |
| 323.15 | 9.5/8.8 | 24.0/21.6 | 1.5/1.3 | 0.4/0.3 | 0.3/0.3 |
| 328.15 | 9.1/8.4 | 23.7/21.2 | 1.4/1.3 | 0.4/0.3 | 0.3/0.3 |
| 333.15 | 8.7/8.0 | 23.2/20.7 | 1.3/1.2 | 0.4/0.3 | 0.3/0.3 |
| 338.15 | 8.3/7.6 | 22.6/19.9 | 1.2/1.1 | 0.3/0.3 | 0.3/0.3 |
| 343.15 | 7.9/7.2 | 21.6/18.9 | 1.2/1.0 | 0.3/0.3 | 0.3/0.3 |
| <i>n</i> -hexadecane (1) + 1-propanol (2) | | | | | |
| 293.15 | 6.4/5.8 | 29.2/25.8 | 1.5/1.4 | 0.8/0.6 | 0.3/0.2 |
| 298.15 | 6.8/6.2 | 29.5/26.2 | 1.5/1.3 | 0.8/0.6 | 0.3/0.3 |
| 303.15 | 7.1/6.4 | 29.9/26.4 | 1.4/1.3 | 0.7/0.6 | 0.3/0.3 |
| 308.15 | 7.1/6.4 | 30.2/26.6 | 1.4/1.2 | 0.7/0.6 | 0.4/0.3 |
| 313.15 | 7.2/6.5 | 30.3/26.6 | 1.3/1.1 | 0.7/0.6 | 0.4/0.3 |
| 318.15 | 7.2/6.4 | 30.4/26.5 | 1.2/1.1 | 0.7/0.6 | 0.4/0.4 |
| 323.15 | 7.2/6.4 | 30.2/26.2 | 1.2/1.1 | 0.7/0.5 | 0.4/0.4 |
| 328.15 | 7.1/6.2 | 29.9/25.7 | 1.2/1.0 | 0.6/0.5 | 0.4/0.4 |
| 333.15 | 7.0/6.1 | 29.3/25.1 | 1.1/1.0 | 0.6/0.5 | 0.4/0.3 |
| 338.15 | 6.8/5.9 | 28.6/24.3 | 1.1/1.0 | 0.7/0.5 | 0.5/0.4 |
| 343.15 | 6.6/5.8 | 27.6/23.1 | 1.0/0.9 | 0.7/0.6 | 0.6/0.5 |

An individual examination of each model shows that three parameters of the McAllister4 model yielded excellent fitting results with maximum percentage deviations (PD_{max}) from experimental viscosity values less than 0.8 % for most systems and temperatures except ethyl laurate + 1-propanol system from T=293.15 to 328.15K, when the deviation was around 5 %. Two parameters McAllister-3 model generated very good results for all investigated systems and at all temperatures with maximum percentage deviation (PD_{max}) around 1 %. The Teja–Rice model produced results of lower quality¹³ than the above-mentioned models, but below 2% for all considered systems except the ethyl laurate + 1-propanol system at the lowest temperature or in the middle of studied temperature, when the deviation was around 10 %. Much better results for predictive models than Teja-Rice model are obtained in the mixture of ethyl oleate + *n*-hexadecane with maximum percentage deviation (PD_{max}) below 1 % and 0.6 %, respectively, for all investigated temperatures. They are also of similar quality as three and Four-body McAllister models in the mentioned system¹³ while the difference becomes significant for other systems. Poor results for ASOG–VISCO model were observed in the case *n*-hexadecane with 1-butanol or 1 –propanol systems, with maximum percentage deviation (PD_{max}) less than 25%, while the highest percentage deviation values (PD_{max}), up to 27 %, are obtained for *n*-hexadecane with 1-propanol system. In both systems, the largest deviations were observed at the lowest temperature or in the middle of studied temperature¹³.

Table 5.3 The UNIFAC-VISCO interaction parameters used in this paper.

| <i>n/m</i> | α_{nm} | | | | |
|-----------------|----------------------|-----------------------|------------------------|----------------------|-----------------------|
| | CH ₃ | CH ₂ | OH | COO | CH=CH |
| CH ₃ | 0 | -709.5 ^a | 594.4 ^a | -172.4 ^a | 82.6002 ^b |
| CH ₂ | 66.53 ^a | 0 | 498.6 ^a | 1172 ^a | -3518.40 ^b |
| OH | 1209 ^a | -634.5 ^a | 0 | 68.35 ^a | 4148.841 ^b |
| COO | -44.25 ^a | 541.6 ^a | 186.8 ^a | 0 | -131.143 ^b |
| CH=CH | 189.263 ^b | -586.574 ^b | 14865.512 ^b | 240.402 ^b | 0 |

^aOriginal UNIFAC-VISCO interaction parameters from ¹⁴⁹⁻¹²⁴.^bNew UNIFAC-VISCO interaction parameters optimized in this work.**Table 5.4** The ASOG-VISCO interaction parameters used in this paper.

| <i>k/l</i> | m_{kl} | | | |
|-----------------|---------------------|----------------------|----------------------|---------------------|
| | CH ₂ | OH | COO | CH=CH |
| CH ₂ | 0 | -0.357 ^a | 0.3682 ^a | 1.9382 ^b |
| OH | 14.146 ^a | 0 | -40.200 ^a | 1.9299 ^b |
| COO | 0.0952 ^a | 19.131 ^a | 0 | 2.9843 ^b |
| CH=CH | 0.5992 ^b | -2.1326 ^b | 1.9391 ^b | 0 |

| <i>k/l</i> | n_{kl} | | | |
|-----------------|---------------------|---------------------|---------------------|---------------------|
| | CH ₂ | OH | COO | CH=CH |
| CH ₂ | 0 | 469.65 ^a | 112.59 ^a | -0.016 ^b |
| OH | -6137 ^a | 0 | 11583 ^a | 1.048 ^b |
| COO | -383.6 ^a | -5747 ^a | 0 | -0.323 ^b |
| CH=CH | 2.006 ^b | 0.004 ^b | 0.003 ^b | 0 |

^aOriginal ASOG-VISCO interaction parameters ⁶³.^bNew ASOG-VISCO interaction parameters optimized in this work.

5.4 High-pressure density modeling and calculation of derived properties

To make the present results immediately usable for engineering and design purposes, the modified Tammann-Tait ²⁶ equation was applied in this work to correlate the experimental density data under high pressure and also to calculate various derived properties. Optimized parameters of the mentioned equation, together with quality criteria, are given in **Table 5.5**.

The obtained values of the isothermal compressibility, the isobaric thermal expansivity, the internal pressure and the difference between the specific heat capacity at constant pressure and the specific heat capacity at constant volume for all examined components, at the temperature and pressure ranges investigated in this study, were calculated using the coefficients of modified Tammann–Tait equation and given in appendix (**Table A 16- Table A 23**). Additionally, some selected derived properties are shown in Figs. 5.1 – 5.5.

Table 5.5 Adjusted parameters of Esq. (2.40)–(2.43), average percentage deviation (AAD) and standard deviation (σ) for the pure 1-butanol, 1-propanol, and ethyl and methyl esters.

| | 1-butanol | 1-propanol | Ethyl laurate | Ethyl linoleate | Ethyl myristate | Ethyl oleate | Methyl laurate |
|--|-------------------------|-------------------------|---------------------------|---------------------------|-------------------------|---------------------------|---------------------------|
| $a_0 / \text{kg} \cdot \text{m}^{-3}$ | 927.1246 | 922.8273 | 1080.4288 | 1088.6922 | 1075.9984 | 1078.9133 | 1087.5713 |
| $a_1 / \text{kg} \cdot \text{m} \cdot \text{K}^{-1}$ | -0.05992 | -0.03253 | -0.7130 | -0.7162 | -0.7155 | -0.7078 | -0.7086 |
| $a_2 / \text{kg} \cdot \text{m} \cdot \text{K}^{-2}$ | -0.116×10^{-2} | -0.127×10^{-2} | -0.11047×10^{-3} | -0.23828×10^{-4} | -0.65×10^{-4} | -0.30612×10^{-4} | -0.12519×10^{-3} |
| b_0 / MPa | 337.2031 | 400.2364 | 430.6415 | 449.0035 | 424.90314 | 431.567937 | 358.927660 |
| $b_1 / \text{MPa} \cdot \text{K}^{-1}$ | -1.195363 | -1.48768 | -1.483353 | -1.492648 | -1.437830 | -1.427711 | -1.251321 |
| $b_2 / \text{MPa} \cdot \text{K}^{-2}$ | 0.1104×10^{-2} | 0.1467×10^{-2} | 0.1367×10^{-2} | 0.1347×10^{-2} | 0.1308×10^{-2} | 0.1275×10^{-2} | 0.1157×10^{-2} |
| c_0 | 0.7662×10^{-1} | 0.8803×10^{-1} | 0.8693×10^{-1} | 0.8716×10^{-1} | 0.8596×10^{-1} | 0.8569×10^{-1} | 0.7316×10^{-1} |
| AAD (%) | 0.03 | 0.06 | 0.009 | 0.006 | 0.008 | 0.006 | 0.0179 |
| MD (%) | 0.09 | 0.09 | 0.084 | 0.048 | 0.051 | 0.055 | 0.164 |
| Bias (%) | -0.007 | -0.003 | -0.004 | -0.003 | -0.003 | -0.003 | 0.013 |
| σ ($\text{kg} \cdot \text{m}^{-3}$) | 0.32 | 0.30 | 0.117 | 0.081 | 0.091 | 0.082 | 0.278 |

In terms of isobaric thermal expansivity variation with pressure, the obtained values decrease with increasing pressure up to 60 MPa at a constant temperature. As it can be seen from **Figure 5.1**, the isotherms of the isobaric thermal expansivity for all the studied components illustrate a clear intersection point¹¹ at the pressure of about 45 MPa for methyl and ethyl laurate, 40 MPa for the ethyl myristate and around 35 MPa for ethyl oleate. This point is consistent with the condition

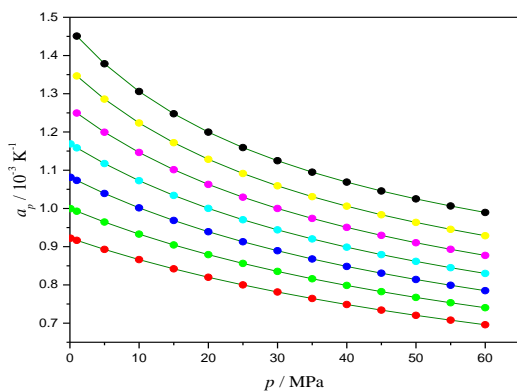
$\left(\frac{\partial \alpha_p}{\partial T} \right)_p = 0$, meaning that the isobaric thermal expansivity of the examined esters is temperature

independent at those pressures¹¹. At the pressures lower than those at intersection points, the abovementioned components show increase in thermal expansivity with temperature elevation, while their values decrease as the temperature rises at pressures higher than those of intersection points¹¹. On the other hand, the isobaric thermal expansivity for alcohols increases with the temperature along isobars and decreases with pressure along isotherms. The obtained isobaric thermal expansivity values of ethyl laurate are higher than those of methyl laurate¹¹. A larger isobaric thermal expansivity causes a larger engine power loss due to fuel heating^{26, 179}.

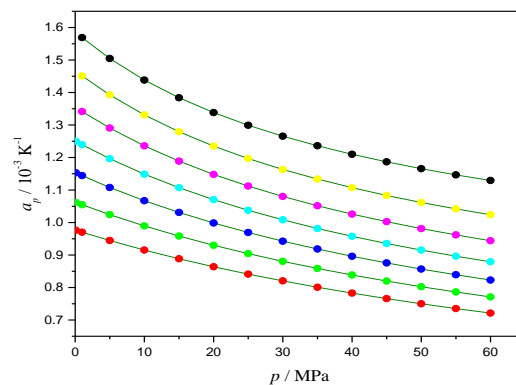
The isothermal compressibilities of the studied components increase with the increasing temperature at a constant pressure and decrease when pressure rises along the isotherms (**Figure 5.2**), as expected, and thus, the trends with temperature and pressure are the opposite of those trends for the density¹¹ (**Figure 4.12** and **Figure 4.13**). The obtained values are higher for alcohols than other components while they are slightly higher for ethyl than for methyl laurate but differences are very small though growing with increasing temperature.

With regard to the internal pressure of the studied esters, it decreases with temperature elevation at constant pressure while for alcohols show a clear intersection point at the pressure of about 20 MPa for 1-butanol and around 15 MPa for 1-propanol. At the pressures lower than those at intersection points, alcohols show decrease in the internal pressure with temperature elevation, while their values increase as the temperature rises at pressures upper than those of intersection points. (Table A 16-Table A 23). On the other hand, its dependence on pressure is a bit more complex¹¹. The internal pressure of methyl laurate increases monotonically as pressure rises on all isotherms. For the ethyl esters internal pressure is almost constant or slightly decreases at temperatures below 323.15 K while above 323.15 K it starts to increase with pressure rise on all isotherms¹¹ (Figure 5.4). The pressure influence is most pronounced at the highest isotherm (413.15 K) for all compounds.

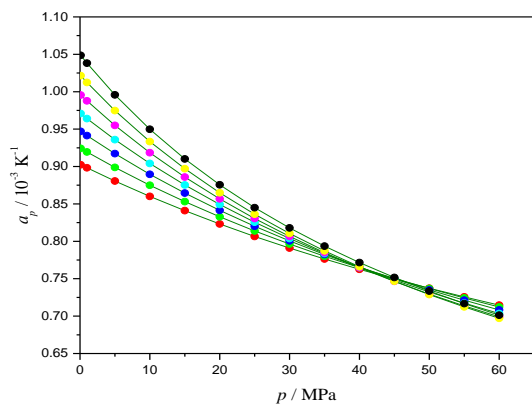
The difference between the specific heat capacity at constant pressure and at constant volume decreases with both, temperature and pressure increase (Table A 16-Table A 23). Both, isobaric and isochoric molar heat capacity, increase with temperature rise at atmospheric pressure and their values (Table A 23) of ethyl and methyl esters are higher than those of alcohols and this is one of the disadvantages of biodiesel that could be overcome by mixing it with diesel or alcohol. It was observed in Figure 5.5 that the isochoric molar heat capacity is lower than the isobaric molar heat capacity, indicating that the component is allowed to expand performing thermal expansion if the heat is added at constant pressure. Therefore, it will need more heat to increase the temperature at constant pressure than at constant volume.



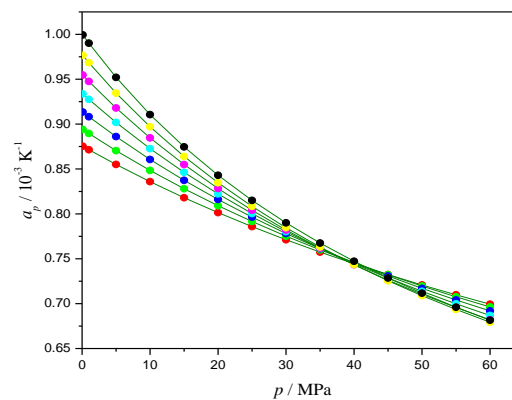
(a)



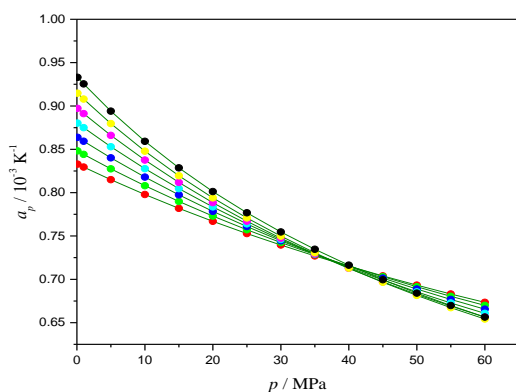
(b)



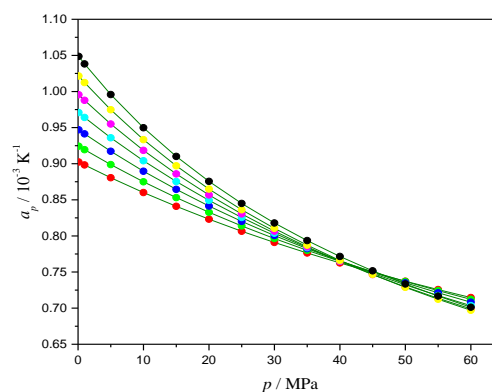
(c)



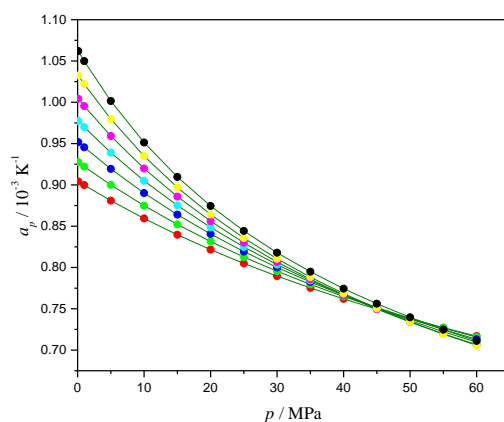
(d)



(e)

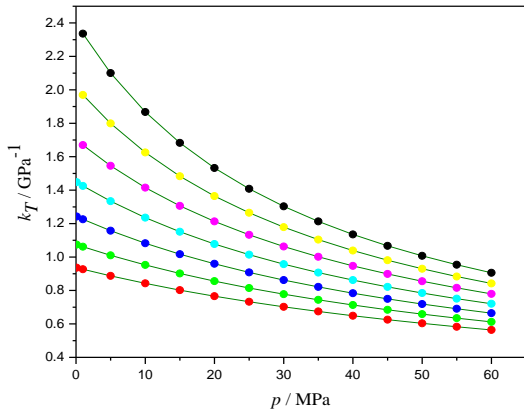


(f)

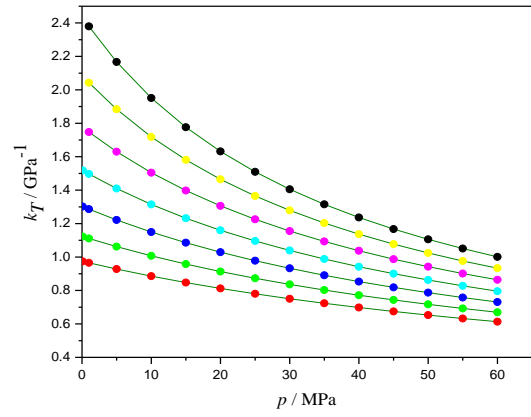


(g)

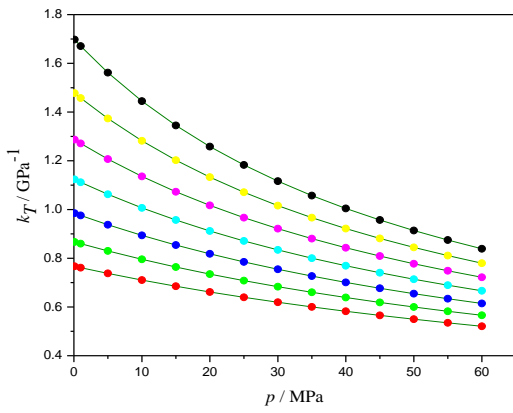
Figure 5.1 The isobaric thermal expansivity of (a) 1-butanol, (b) 1-propanol, (c) ethyl laurate, (d) ethyl linoleate, (e) ethyl myristate (f) ethyl oleate and (g) methyl laurate vs. pressure at (●) 293.15 K, (●) 313.15 K, (●) 323.15 K, (●) 353.15 K, (●) 373.15 K, (●) 393.15 K, (●) 413.15 K.



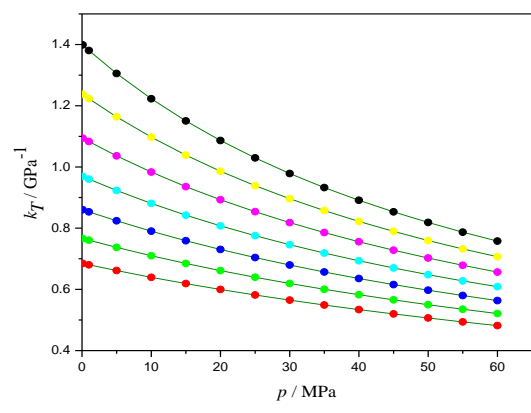
(a)



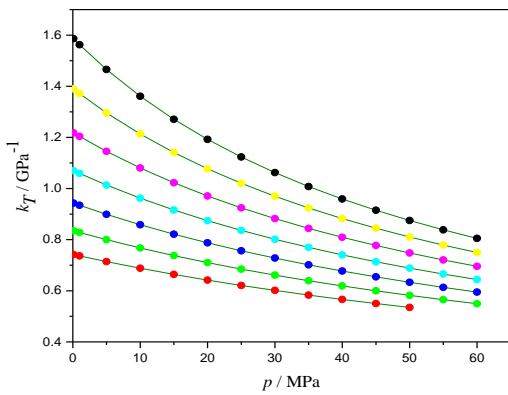
(b)



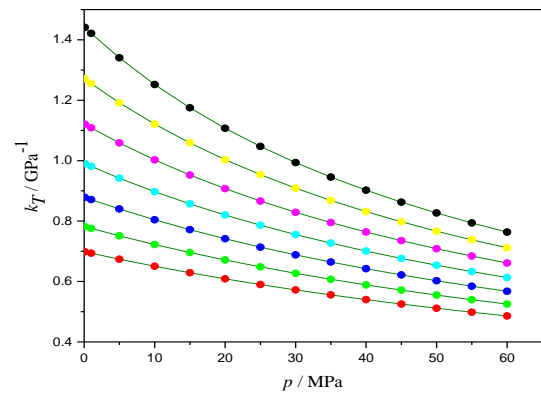
(c)



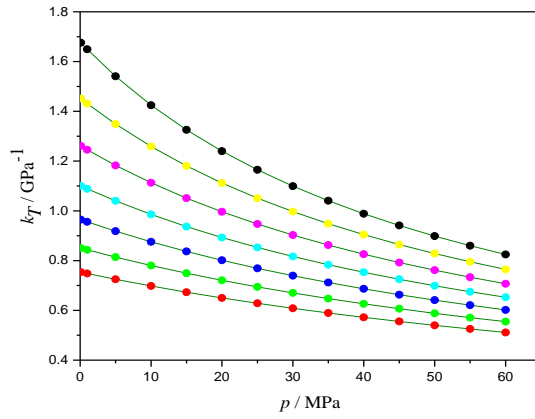
(d)



(e)

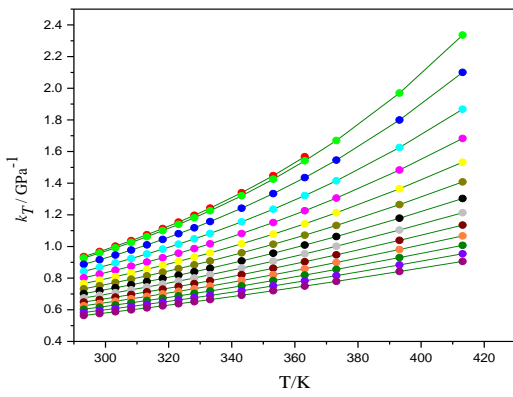


(f)

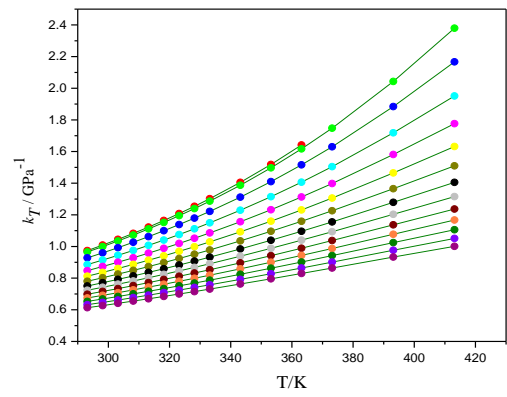


(g)

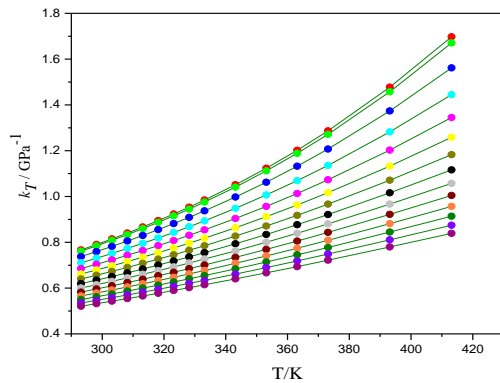
Figure 5.2 The isothermal compressibilities of (a) 1-butanol, (b) 1-propanol, (c) ethyl laurate, (d) ethyl linoleate, (e) ethyl myristate (f) ethyl oleate and (g) methyl laurate at (●) 293.15 K, (●) 313.15 K, (●) 323.15 K, (●) 353.15 K, (●) 373.15 K, (●) 393.15 K, and (●) 413.15 K .



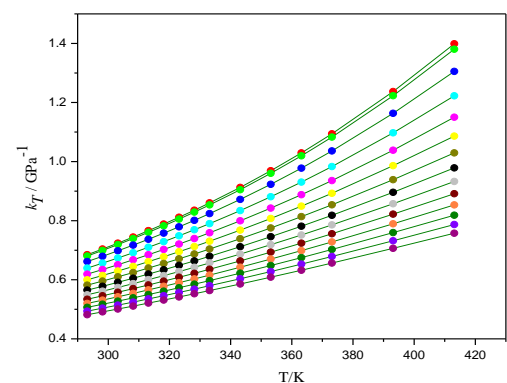
(a)



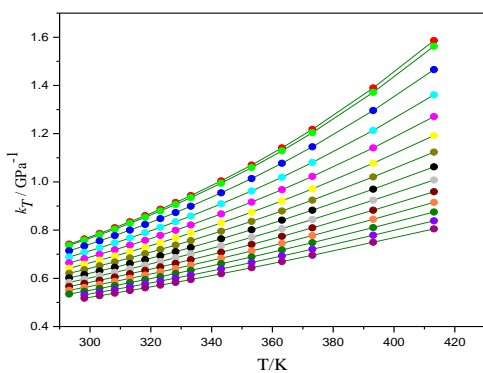
(b)



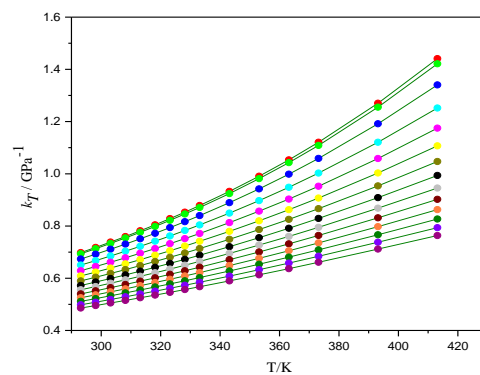
(c)



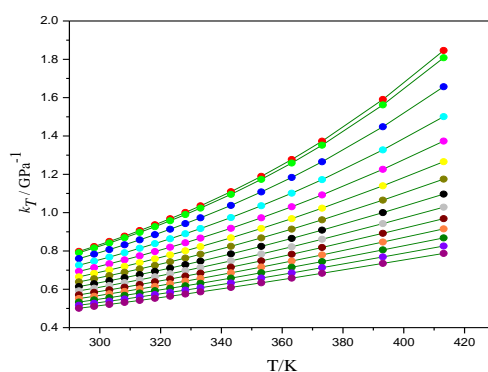
(d)



(e)

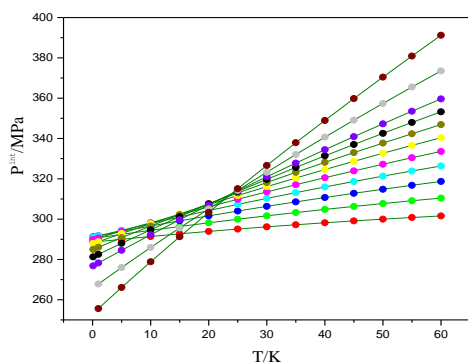


(f)

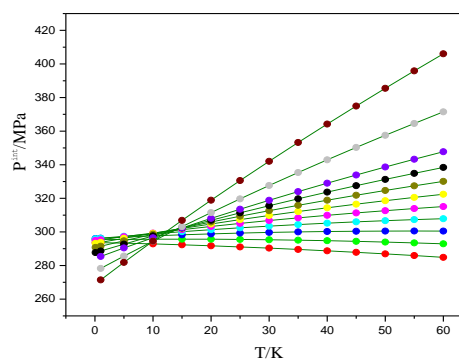


(g)

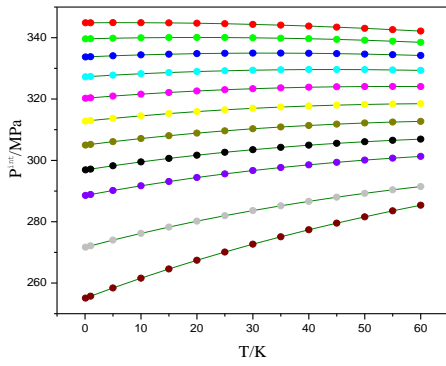
Figure 5.3 The isothermal compressibilities of (a) 1-butanol, (b) 1-propanol, (c) ethyl laurate, (d) ethyl linoleate, (e) ethyl myristate (f) ethyl oleate and (g) methyl laurate vs. temperature at (●) 0.1 MPa, (●) 1 MPa, (●) 5 MPa, (●) 10 MPa, (●) 15 MPa, (●) 20 MPa, (●) 25 MPa, (●) 30 MPa, (●) 35 MPa, (●) 40 MPa, (●) 45 MPa, (●) 50 MPa, (●) 55 MPa and (●) 60 MPa.



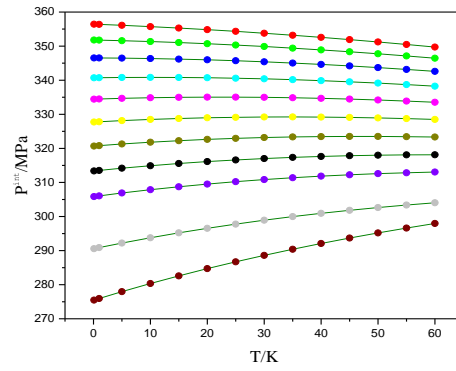
(a)



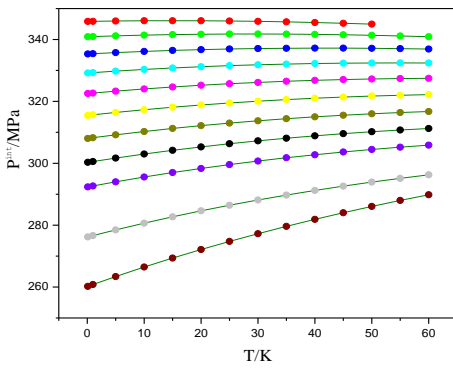
(b)



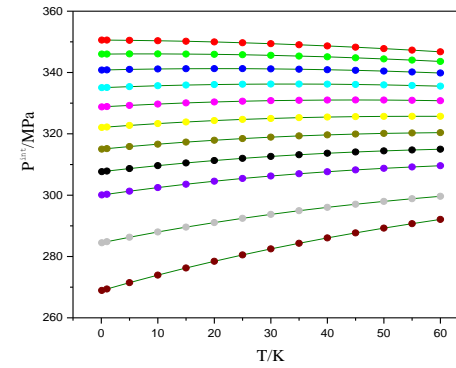
(c)



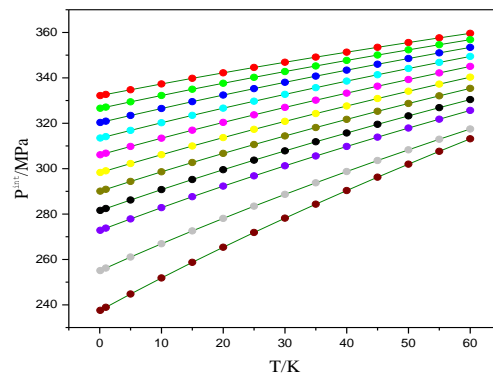
(d)



(e)

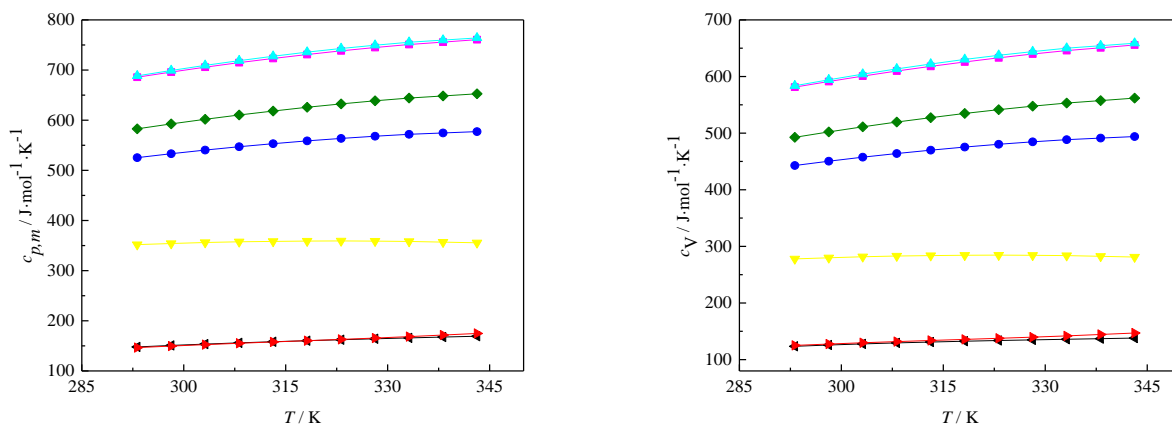


(f)



(g)

Figure 5.4 The internal pressure of (a) 1-butanol, (b) 1-propanol, (c) ethyl laurate, (d) ethyl linoleate, (e) ethyl myristate (f) ethyl oleate and (g) methyl laurate vs. temperature at (●) 293.15 K, (●) 303.15 K, (●) 313.15 K, (●) 323.15 K, (●) 333.15 K, (●) 343.15 K, (●) 353.15 K, (●) 363.15 K, (●) 373.15 K, (●) 393.15 K, and (●) 413.15 K



(a)

(b)

Figure 5.5 Molar heat capacities at 0.1MPa a) constant pressure, $c_{p,m}$, and b) constant volume, $c_{v,m}$, for (◄) 1-butanol, (►) 1-propanol, (●) ethyl laurate, (■) ethyl linoleate, (◆) ethyl myristate, (▲) ethyl oleate and (▼) methyl laurate, at atmospheric pressure.

6 Conclusion

The strategy of reducing fuel consumption, together with the increasing awareness on environmental concerns, have prompted extensive research around the world on alternative fuel development, and an improvement in the performance of existing engines. Biodiesel and alcohols have attracted much attention for current and future utilization because of their benefits as promising alternative, ecological and economical viable fuels. However, the replacement of diesel fuel by biodiesel still significantly affects on the fuel injection process in the engine and the speed of ignition. One of the ways used to overcome disadvantage of using biodiesel is to blend it with diesel or additives of lower viscosities, such as alcohols. Mixing of biodiesel with alcohols of lower viscosity improves the biofuels content in a blend and preserves the desired properties of the commercial diesel. This allows the engine fuel system to handle biodiesel with none additional modification. Thus, the precise knowledge of thermo-physical properties of pure alcohols and biodiesel at different operational conditions is critically important in predicting the behavior of fuel injection and combustion systems as well as for the optimization of such system. Also, the properties of the blend are directly influenced by the engine operating condition, i.e. temperature, pressure and biofuel composition. For this reason, it is vital to determine the fundamental thermodynamic properties of these blends.

Research methods include experimental measurements and modeling in order to test the efficiency of existing models, with the following steps and conclusions were drawn:

1. Densities, speeds of sound, viscosities and refractive indices of pure components were determined experimentally: 1-butanol, 1-propanol, ethyl laurate, ethyl linoleate, ethyl myristate, ethyl oleate, methyl laurate and *n*-hexadecane. The results obtained were compared with previously reported values and very good agreement was observed. It is very important to note that for ethyl oleate and ethyl linoleate, the refractive index data cannot be found in the literature except at 298.15K, while viscosity is known only at 298.15, 303.15 K and 308.15K from a single source. The results of densities and speeds of sound at ambient pressure show a linear decline with temperature increase. The ranked increase in density was found to be: *n*- hexadecane < 1-propanol < 1-butanol < ethyl myristate < ethyl laurate < methyl laurate < ethyl oleate < ethyl linoleate while speed of sound increases in the following sequence: 1-propanol < 1-butanol < ethyl laurate < *n*-hexadecane < methyl laurate < ethyl myristate < ethyl oleate < ethyl linoleate. The comparison between methyl and ethyl

laurate shows that methyl laurate has higher density and speed of sound than ethyl laurate of the same fatty acid, at ambient pressure. As for the dependence of viscosity on temperature, it decreases exponentially with temperature elevation. The order of increasing viscosity at ambient pressure is: 1-propanol < 1-butanol < methyl laurate < *n*-hexadecane < ethyl laurate < ethyl myristate < ethyl linoleate < ethyl oleate. The obtained viscosities are slightly higher for the ethyl esters than those of the methyl ester. The dependences of refractive indices of the studied components at ambient pressure show a linear decline with temperature increase, indicating that refractive index of the methyl laurate is slightly higher than ethyl laurate and is almost independent of temperature for all examined esters.

2. Density, speed of sound, viscosity and refractive index measurements of six binary and one ternary systems were performed: ethyl laurate + 1-propanol, ethyl oleate + 1-butanol, ethyl oleate + 1-propanol, ethyl oleate + *n*-hexadecane, *n*-hexadecane + 1-butanol, *n*-hexadecane + 1-propanol and ethyl oleate + *n*-hexadecane + 1-butanol. All measurements were made at a temperature interval of (293.15-343.15) K and at atmospheric pressure. From experimental data, excess molar volumes V^E , deviation functions $\Delta\eta$, Δn_D , and $\Delta\kappa_s$ as well as molar excess Gibbs free energies of activation of viscous flow ΔG^{*E} were calculated for the binary and ternary mixtures. The binary and ternary properties were correlated as a function of molar fraction of the mixture by using the Redlich–Kister and Nagata and Tamura equations, respectively. The size $\Delta\eta$ for all binary systems was processed with four RK parameters, Δn_D with three parameters also for all systems, while polynomials with four and three parameters and for a pair of systems with five parameters were chosen for the excess molar volume and the molar excess Gibbs free energies of activation of viscous flow. The Nagata-Tamura correlation with nine parameters was chosen for the excess properties of the ternary system. The positive V^E values and positive deviation of viscosity alongside negative deviation of the isentropic compressibility from their ideal behavior for ethyl laurate + 1-propanol, ethyl oleate + 1-butanol and ethyl oleate + 1-propanol system could be attributed to the packing of the different molecules into each other's structure due to its different molecular sizes. Increase of the V^E values (a positive effect) can be interpreted by the disruption of hydrogen bonds in self-associated alcohol molecules and the dipole-dipole interactions, and also steric hindrances as a result of improper interstitial accommodation of ethyl laurate or ethyl oleate within the hydrogen-bonded structure of 1-butanol or 1-propanol for such systems. In case of the system ethyl oleate + *n*-hexadecane, it shows that the

accommodation of one component into the structure of the other is not favorable enough for ethyl oleate + *n*-hexadecane mixture. Thus, the observed behavior seems to suggest that the break of dipole–dipole interactions between the ethyl oleate molecules predominated over the negative contributions associated both with the more effective molecular packing and the heteromolecular dipole-dipole interactions. On the other hand, the observed positive V^E and $\Delta\kappa_s$ values concurrently with viscosity deviations, in the *n*-hexadecane + 1-butanol and *n*-hexadecane + 1-propanol systems show support for the existence of dispersive forces among the unlike molecules. For the analyzed ternary system system, V^E data shows high approximately symmetrical expansion V^E with respect to x_2 mole fraction due to the cross association between 1-butanol and *n*-hexadecane molecules. This makes sense since for the systems of *n*-hexadecane with 1-butanol these values are positive. Minimum obtained for *L6* is close to the minimum of the binary mixture ethyl oleate + 1-butanol. Viscosity deviations are negative over the whole range of mole fraction of *n*-hexadecane and for all six lines. These deviations become less negative as the contribution of binary system *n*-hexadecane + 1-butanol increases. In a wide region of this mixture, the $\Delta\kappa_s$ values are positive, finding the negative values in the region close to the binary ethyl oleate + 1-butanol. This reveals that the breaking of intramolecular hydrogen bonds, physical dipole-dipole interactions between polar molecules, and also steric hindrances as a result of improper interstitial accommodation of ethyl oleate within the hydrogen-bonded structure of 1-butanol, produce positive value of excess molar volume. The general behavior of this ternary mixture indicates that dispersive forces predominate and there are no strong specific interactions among the components of this ternary mixture.

3. The densities of the mentioned pure 1-butanol, 1-propanol, ethyl laurate, ethyl linoleate, ethyl myristate, ethyl oleate and methyl laurate were measured along 15 isotherms from (293.15K to 413.15 K) and at pressures (0.1–60) MPa. The results obtained were compared with those reported in literature and very good agreement was observed. Also, comparison of densities at the atmospheric pressure obtained using DSA 5000 M densimeter and those measured by means of DMA HP were made. Each of the pure components showed an increase in density when pressure rises and decrease in density with temperature elevation.
4. Viscosity modeling were carried out using models, Vogel-Fulcher-Tammann (VFT) for pure components and predictive (UNIFAC-VISCO, ASOG-VISCO) and correlative (Teja-

Rice, McAllister-3 and McAllister-4) for binary systems. The quality assessment of the results obtained by each of the mentioned models was determined by comparison with the experimentally measured values. The modeling results show the following:

- The Vogel-Fulcher-Tammann (VFT) equation generated excellent fitting results for all pure components which justifies the application of this model in viscosity modeling.
- Three parameter McAllister-4 model generated excellent fitting results for most systems and temperatures. Furthermore, Two parameters McAllister-3 model gave very good results for all analyzed systems while Teja–Rice model gives results of lower quality than the above-mentioned models. Much better results for predictive models than Teja-Rice model are observed in the mixture of ethyl oleate + *n*-hexadecane with maximum percentage deviation (PD_{max}) below 1 % and 0.6 %, respectively, for all studied temperatures. They are also of similar quality as three and Four-body McAllister models in the mentioned system while the difference becomes significant for other systems. Poor results are obtained with ASOG–VISCO model in the case *n*-hexadecane with 1-butanol or 1 –propanol systems. The largest deviations were observed at the lowest temperature or in the middle of studied temperature in both systems
- The obtained high pressure density values were correlated using modified Tammann-Tait equation and the optimized parameters were used to determine isothermal compressibility, the isobaric thermal expansivity and thermal pressure coefficient. In terms of isobaric thermal expansivity variation with pressure, the obtained values decrease with increasing pressure up to 60 MPa at a constant temperature. A clear intersection point at the pressure of about 45 MPa for methyl and ethyl laurate, 40 MPa for the ethyl myristate and around 35 MPa for ethyl oleate, was observed. At the pressures lower than those at intersection points, the abovementioned components show an increase in thermal expansivity with temperature elevation, while their values decrease as the temperature rises at pressures higher than those of intersection points. On the other hand, the isobaric thermal expansivity for alcohols increases with the temperature along isobars and decreases with pressure along isotherms. The obtained isobaric thermal expansivity values of ethyl laurate are higher than those of methyl laurate. As for the isothermal compressibility, it increases with the increasing temperature at a constant pressure and decreases when pressure rises along the isotherms as expected, and thus, the trends with temperature and pressure are the opposite of those for the

density. The obtained values are higher for alcohols than other components while they are slightly higher for ethyl than for methyl laurate but differences are very small though growing with increasing temperature. With regard to the internal pressure, it decreases with temperature elevation at constant pressure while for alcohols show a clear intersection point at the pressure of about 20 MPa for 1-butano and around 15 MPa for 1-propanol. At the pressures lower than those at intersection points, alcohols show decrease in the internal pressure with temperature elevation, while their values increase as the temperature rises at pressures upper than those of intersection points. The internal pressure of methyl laurate increases monotonically as pressure rises on all isotherms. For the ethyl esters internal pressure is almost constant or slightly decreases at temperatures below 323.15 K while above 323.15 K. The difference between the specific heat capacity at constant pressure and at constant volume decreases with both, temperature and pressure increase. Both, isobaric and isochoric molar heat capacity, increase with temperature rise at atmospheric pressure and their values of ethyl esters are higher than those methyl laurate.

- Organized experimental measurements of thermodynamic and transport properties of pure components, binary and ternary mixtures of esters and alcohol, as well as modeling of binary viscosities, will help to better understand the complex structures and behavior of non-ideal systems and will provide the necessary data for the design of processes and equipment in the chemical industries. Properties of pure components which make up diesel and biodiesel were measured and compared to properties of biodiesel and diesel and a significant difference was noted. So, it is necessary to find their optimal ratio in mixtures in order to extract the best properties of mixture with similar thermodynamic properties as diesel. It is recommended to carry out high pressure density measurements for abovementioned mixtures to get deep insight into molecular interaction and mixing behaviour since fuel injection and combustion take place at moderate temperatures and high pressures and are strongly influenced by the volumetric and transport properties of the fuel.

7 References

- (1) Agarwal, A. K. Biofuels (alcohols and biodiesel) applications as fuels for internal combustion engines. *Progress in energy and combustion science* **2007**, 33, 233-271.
- (2) Canakci, M.; Van Gerpen, J. H. Comparison of engine performance and emissions for petroleum diesel fuel, yellow grease biodiesel, and soybean oil biodiesel. *Transactions of the ASAE* **2003**, 46, 937-944.
- (3) Hernández, D.; Fernández, J. J.; Mondragón, F.; López, D. Production and utilization performance of a glycerol derived additive for diesel engines. *Fuel* **2012**, 92, 130-136.
- (4) Rudolph, V.; He, Y. Research and development trends in biodiesel. *Developments in Chemical Engineering and Mineral Processing* **2004**, 12, 461-474.
- (5) Uherek, E.; Halenka, T.; Borcken-Kleefeld, J.; Balkanski, Y.; Berntsen, T.; Borrego, C.; Gauss, M.; Hoor, P.; Juda-Rezler, K.; Lelieveld, J. Transport impacts on atmosphere and climate: Land transport. *Atmospheric Environment* **2010**, 44, 4772-4816.
- (6) Wade, J.; Holman, C.; Fergusson, M. Passenger car global warming potential: current and projected levels in the UK. *Energy policy* **1994**, 22, 509-522.
- (7) Mahmudul, H.; Hagos, F.; Mamat, R.; Adam, A. A.; Ishak, W.; Alenezi, R. Production, characterization and performance of biodiesel as an alternative fuel in diesel engines—A review. *Renewable and Sustainable Energy Reviews* **2017**, 72, 497-509.
- (8) Outlook, A. E. With Projects to 2050. *Washington, DC: US Energy Information Administration* **2017**.
- (9) Liaquat, A.; Kalam, M.; Masjuki, H.; Jayed, M. Potential emissions reduction in road transport sector using biofuel in developing countries. *Atmospheric Environment* **2010**, 44, 3869-3877.
- (10) Gorham, R., *Air pollution from ground transportation: an assessment of causes, strategies and tactics, and proposed actions for the international community*. Tournesol Conseils: 2002.
- (11) Aissa, M. A.; Ivaniš, G. R.; Radović, I. R.; Kijevčanin, M. L. Experimental investigation and modeling of thermophysical properties of pure methyl and ethyl esters at high pressures. *Energy & fuels* **2017**, 31, 7110-7122.
- (12) Fiebig, M.; Wiartalla, A.; Holderbaum, B.; Kiesow, S. Particulate emissions from diesel engines: correlation between engine technology and emissions. *Journal of Occupational Medicine and Toxicology* **2014**, 9, 6.
- (13) Aissa, M. A.; Radović, I. R.; Kijevčanin, M. L. A systematic study on volumetric and transport properties of binary systems 1-propanol+ n-hexadecane, 1-butanol+ n-hexadecane and 1-propanol+ ethyl oleate at different temperatures: Experimental and modeling. *Fluid Phase Equilibria* **2018**.
- (14) Barabas, I.; Todoruț, A.; Băldean, D. Performance and emission characteristics of an CI engine fuelled with diesel–biodiesel–bioethanol blends. *Fuel* **2010**, 89, 3827-3832.
- (15) Ma, F.; Hanna, M. A. Biodiesel production: a review. *Bioresource technology* **1999**, 70, 1-15.
- (16) Van Gerpen, J.; Knothe, G. Basics of the transesterification reaction. *The biodiesel handbook* **2005**, 26-41.
- (17) Knothe, G. “Designer” biodiesel: optimizing fatty ester composition to improve fuel properties. *Energy & Fuels* **2008**, 22, 1358-1364.
- (18) Çelik, B. M.; Şimşek, D. The determination of optimum injection pressure in an engine fuelled with soybean biodiesel/diesel blend. *Thermal science* **2014**, 18, 229-238.
- (19) Liu, H.-P.; Strank, S.; Werst, M.; Hebner, R.; Osara, J. In *Combustion emissions modeling and testing of neat biodiesel fuels*, ASME 2010 4th International Conference on Energy Sustainability, 2010; American Society of Mechanical Engineers: 2010; pp 131-140.
- (20) Patil, S.; Akarte, M. Effect of injection pressure on CI engine performance fuelled with biodiesel and its blends. *International Journal of Scientific & Engineering Research* **2012**, 3, 1-4.
- (21) Dzida, M.; Prusakiewicz, P. The effect of temperature and pressure on the physicochemical properties of petroleum diesel oil and biodiesel fuel. *Fuel* **2008**, 87, 1941-1948.
- (22) Freitas, S. V.; Segovia, J. J.; Martín, M. C.; Zambrano, J.; Oliveira, M. B.; Lima, Á. S.; Coutinho, J. A. Measurement and prediction of high-pressure viscosities of biodiesel fuels. *Fuel* **2014**, 122, 223-228.
- (23) Pimentel Cavalcanti, L. A. MODELOS DE REGRESSÃO APLICADOS PARA PREDIÇÃO DAS PROPRIEDADES FÍSICAS DAS MISTURAS DO BIODIESEL DE SEBO BOVINO COM O DIESEL. *Revista CIATEC-UPF* **2016**, 8.

- (24) Pratas, M. J.; Freitas, S.; Oliveira, M. B.; Monteiro, S. C.; Lima, A. S.; Coutinho, J. A. Densities and viscosities of fatty acid methyl and ethyl esters. *Journal of Chemical & Engineering Data* **2010**, *55*, 3983-3990.
- (25) Tate, R.; Watts, K.; Allen, C.; Wilkie, K. The densities of three biodiesel fuels at temperatures up to 300 C. *Fuel* **2006**, *85*, 1004-1009.
- (26) Pratas, M. J.; Oliveira, M. B.; Pastoriza-Gallego, M. J.; Queimada, A. J.; Pineiro, M. M.; Coutinho, J. A. High-pressure biodiesel density: experimental measurements, correlation, and cubic-plus-association equation of state (CPA EoS) modeling. *Energy & Fuels* **2011**, *25*, 3806-3814.
- (27) Ndiaye, E. H. I.; Habrioux, M.; Coutinho, J. o. A.; Paredes, M. r. L.; Daridon, J. L. Speed of sound, density, and derivative properties of methyl oleate and methyl linoleate under high pressure. *Journal of Chemical & Engineering Data* **2013**, *58*, 2345-2354.
- (28) Ndiaye, E. H. I.; Nasri, D.; Daridon, J. L. Speed of sound, density, and derivative properties of fatty acid methyl and ethyl esters under high pressure: methyl caprate and ethyl caprate. *Journal of Chemical & Engineering Data* **2012**, *57*, 2667-2676.
- (29) Schedemann, A.; Wallek, T.; Zeymer, M.; Maly, M.; Gmehling, J. Measurement and correlation of biodiesel densities at pressures up to 130 MPa. *Fuel* **2013**, *107*, 483-492.
- (30) Dzida, M.; Jeżak, S.; Sumara, J.; Żarska, M.; Góralski, P. High-pressure physicochemical properties of ethyl caprylate and ethyl caprate. *Journal of Chemical & Engineering Data* **2013**, *58*, 1955-1962.
- (31) Chauhan, B. S.; Singh, R. K.; Cho, H.; Lim, H. Practice of diesel fuel blends using alternative fuels: A review. *Renewable and Sustainable Energy Reviews* **2016**, *59*, 1358-1368.
- (32) Liaquat, A.; Masjuki, H.; Kalam, M.; Fattah, I. R. Impact of biodiesel blend on injector deposit formation. *Energy* **2014**, *72*, 813-823.
- (33) Nalgundwar, A.; Paul, B.; Sharma, S. K. Comparison of performance and emissions characteristics of DI CI engine fueled with dual biodiesel blends of palm and jatropha. *Fuel* **2016**, *173*, 172-179.
- (34) Datta, A.; Mandal, B. K. A comprehensive review of biodiesel as an alternative fuel for compression ignition engine. *Renewable and Sustainable Energy Reviews* **2016**, *57*, 799-821.
- (35) Fontaras, G.; Karavalakis, G.; Kousoulidou, M.; Ntziachristos, L.; Bakeas, E.; Stournas, S.; Samaras, Z. Effects of low concentration biodiesel blends application on modern passenger cars. Part 2: impact on carbonyl compound emissions. *Environmental Pollution* **2010**, *158*, 2496-2503.
- (36) Anastopoulos, G.; Zannikou, Y.; Stournas, S.; Kalligeros, S. Transesterification of vegetable oils with ethanol and characterization of the key fuel properties of ethyl esters. *Energies* **2009**, *2*, 362-376.
- (37) Hansen, A. C.; Zhang, Q.; Lyne, P. W. Ethanol–diesel fuel blends—a review. *Bioresource technology* **2005**, *96*, 277-285.
- (38) Barrientos, E. J.; Lapuerta, M.; Boehman, A. L. Group additivity in soot formation for the example of C-5 oxygenated hydrocarbon fuels. *Combustion and Flame* **2013**, *160*, 1484-1498.
- (39) Rakopoulos, C.; Antonopoulos, K.; Rakopoulos, D. Experimental heat release analysis and emissions of a HSDI diesel engine fueled with ethanol–diesel fuel blends. *Energy* **2007**, *32*, 1791-1808.
- (40) Atmanli, A. Effects of a cetane improver on fuel properties and engine characteristics of a diesel engine fueled with the blends of diesel, hazelnut oil and higher carbon alcohol. *Fuel* **2016**, *172*, 209-217.
- (41) Kumar, B. R.; Saravanan, S. Use of higher alcohol biofuels in diesel engines: a review. *Renewable and Sustainable Energy Reviews* **2016**, *60*, 84-115.
- (42) Lapuerta, M.; Rodríguez-Fernández, J.; Fernández-Rodríguez, D.; Patiño-Camino, R. Modeling viscosity of butanol and ethanol blends with diesel and biodiesel fuels. *Fuel* **2017**, *199*, 332-338.
- (43) Yilmaz, N.; Vigil, F. M. Potential use of a blend of diesel, biodiesel, alcohols and vegetable oil in compression ignition engines. *Fuel* **2014**, *124*, 168-172.
- (44) Safarov, J.; Ahmadov, B.; Mirzayev, S.; Shahverdiyev, A.; Hassel, E. P. Thermophysical properties of 1-butanol over a wide range of temperatures and pressures up to 200 MPa. *Journal of Molecular Liquids* **2015**, *209*, 465-479.
- (45) Alaoui, F.; Montero, E.; Bazile, J.-P.; Comuñas, M.; Galliero, G.; Boned, C. Liquid density of 1-butanol at pressures up to 140 MPa and from 293.15 K to 403.15 K. *Fluid Phase Equilibria* **2011**, *301*, 131-136.
- (46) Dávila, M. J.; Alcalde, R.; Atilhan, M.; Aparicio, S. PpT measurements and derived properties of liquid 1-alkanols. *The Journal of Chemical Thermodynamics* **2012**, *47*, 241-259.

- (47) Abdulagatov, I.; Safarov, J.; Aliyev, F. S.; Talibov, M.; Shahverdiyev, A.; Hassel, E. Experimental densities and derived thermodynamic properties of liquid propan-1-ol at temperatures from 298 to 423 K and at pressures up to 40 MPa. *Fluid Phase Equilibria* **2008**, *268*, 21-33.
- (48) Tat, M. E.; Van Gerpen, J. H. The specific gravity of biodiesel and its blends with diesel fuel. *Journal of the American Oil Chemists' Society* **2000**, *77*, 115-119.
- (49) Dzida, M.; Jęzak, S.; Sumara, J.; Żarska, M.; Góralski, P. High pressure physicochemical properties of biodiesel components used for spray characteristics in diesel injection systems. *Fuel* **2013**, *111*, 165-171.
- (50) Żarska, M.; Bartoszek, K.; Dzida, M. High pressure physicochemical properties of biodiesel components derived from coconut oil or babassu oil. *Fuel* **2014**, *125*, 144-151.
- (51) Mehra, R.; Israni, R. Ultrasonic and viscometric behaviour of hexadecane-butanol mixtures at different temperatures. *Indian J. Chem. Technol.* **2002**, *9*, 341-345.
- (52) Mehra, R.; Israni, R. Effect of temperature on excess molar volumes of binary mixtures of hexadecane and butanol. *Indian J. Pure Appl. Phys.* **2000**, *38*, 81-83.
- (53) Dubey, G. P.; Sharma, M. Temperature and composition dependence of the densities, viscosities, and speeds of sound of binary liquid mixtures of 1-butanol with hexadecane and squalane. *J. Chem. Eng. Data* **2008**, *53*, 1032-1038.
- (54) Srilatha, M.; Padmarao, C. V.; Chinnarao, D. FTIR study of hydrogen bonding between acyclic ester with monohydric alcohols. *Der pharma chem.* **2015**, *7*, 98-104.
- (55) Dubey, G. P.; Sharma, M. Excess volumes, densities, speeds of sound, and viscosities for the binary systems of 1-octanol with hexadecane and squalane at (298.15, 303.15 and 308.15) K. *Int. J. Thermophys.* **2008**, *29*, 1361-1375.
- (56) Dubey, G. P.; Sharma, M. Studies of mixing properties of binary systems of 2-propanol with hexadecane and squalane at T=(298.15, 303.15, and 308.15) K. *J. Chem. Thermodyn.* **2009**, *41*, 115-122.
- (57) Redlich, O.; Kister, A. Algebraic representation of thermodynamic properties and the classification of solutions. *Ind. Eng. Chem.* **1948**, *40*, 345-348.
- (58) Nagata, I.; Tamura, K. Excess molar enthalpies of {methanol or ethanol+(2-butanone+ benzene)} at 298.15 K. *J. Chem. Thermodyn.* **1990**, *22*, 279-283.
- (59) Wang, X.; Kang, K.; Lang, H. High-pressure liquid densities and derived thermodynamic properties for methyl laurate and ethyl laurate. *The Journal of Chemical Thermodynamics* **2016**, *103*, 310-315.
- (60) Gaciño, F. M.; Regueira, T.; Bolotov, A. V.; Sharipov, A.; Lugo, L.; Comuñas, M. J.; Fernández, J. Volumetric behaviour of six ionic liquids from T=(278 to 398) K and up to 120 MPa. *The Journal of Chemical Thermodynamics* **2016**, *93*, 24-33.
- (61) Rodríguez-Antón, L.; Aparicio, C.; Guignon, B.; Sanz, P. Volumetric properties at high pressure of waste oil methyl ester compared with diesel oil. *Fuel* **2008**, *87*, 1934-1940.
- (62) Fandino, O.; Lugo, L.; Comunas, M. J.; Lopez, E. R.; Fernandez, J. Temperature and pressure dependences of volumetric properties of two poly (propylene glycol) dimethyl ether lubricants. *The Journal of Chemical Thermodynamics* **2010**, *42*, 84-89.
- (63) Tochigi, K.; Yoshino, K.; Rattan, V. Prediction of kinematic viscosities for binary and ternary liquid mixtures with an ASOG-VISCO group contribution method. *International journal of thermophysics* **2005**, *26*, 413-419.
- (64) Teja, A. S.; Rice, P. The measurement and prediction of the viscosities of some binary liquid mixtures containing n-hexane. *Chemical engineering science* **1981**, *36*, 7-10.
- (65) Teja, A.; Rice, P. Generalized corresponding states method for the viscosities of liquid mixtures. *Industrial & engineering chemistry fundamentals* **1981**, *20*, 77-81.
- (66) McAllister, R. The viscosity of liquid mixtures. *AIChE Journal* **1960**, *6*, 427-431.
- (67) Xue, J.; Grift, T. E.; Hansen, A. C. Effect of biodiesel on engine performances and emissions. *Renewable and Sustainable energy reviews* **2011**, *15*, 1098-1116.
- (68) Đorđević, B.; Valent, V.; Šerbanović, S.; Kijevčanin, M., *Termodinamika*. Beograd, 2015.
- (69) Perry, R.; Green, D.; Maloney, J. Perry's Chemical Engineers' Handbook, McGraw-Hill, New York, 1997.
- (70) Sattari, M.; Gharagheizi, F.; Ilani-Kashkouli, P.; Mohammadi, A. H.; Ramjugernath, D. Determination of the speed of sound in ionic liquids using a least squares support vector machine group contribution method. *Fluid Phase Equilibria* **2014**, *367*, 188-193.
- (71) Alptekin, E.; Canakci, M. Determination of the density and the viscosities of biodiesel–diesel fuel blends. *Renewable energy* **2008**, *33*, 2623-2630.

- (72) Sun, J.; Caton, J. A.; Jacobs, T. J. Oxides of nitrogen emissions from biodiesel-fuelled diesel engines. *Progress in Energy and Combustion Science* **2010**, *36*, 677-695.
- (73) Jacobson, B. Ultrasonic velocity in liquids and liquid mixtures. *The Journal of Chemical Physics* **1952**, *20*, 927-928.
- (74) Jacobson, B. Intermolecular free lengths in the liquid state. *Acta Chem Scand* **1952**, *8*, 1485-1498.
- (75) Rao, V. S.; Krishna, T. V.; Mohan, T. M.; Rao, P. M. Physicochemical properties of green solvent 1-ethyl-3-methylimidazolium tetrafluoroborate with aniline from $T=(293.15 \text{ to } 323.15) \text{ K}$ at atmospheric pressure. *The Journal of Chemical Thermodynamics* **2017**, *104*, 150-161.
- (76) Zdanski, F., *Mehanika fluida. Teorija operacija količine kretanja*. Tehnološko-metalurški fakultet Beograd, 1989.
- (77) White, F. M. Fluid mechanics, chapter 6. *McGraw-Hill, New York, NY* **2003**, 10020, 366-376.
- (78) Pharmacopoeia, E., 2014; Vol. 1.
- (79) Misra, V. K.; Vibhu, I.; Singh, R.; Gupta, M.; Shukla, J. Ultrasonic velocity, viscosity, density and excess properties of binary mixture of dimethyl sulphoxide with propanoic acid and n-butyric acid. *Journal of molecular liquids* **2007**, *135*, 166-169.
- (80) Dymond, J.; Malhotra, R. The Tait equation: 100 years on. *International journal of thermophysics* **1988**, *9*, 941-951.
- (81) Cibulka, I.; Takagi, T. P- ρ -T data of liquids: summarization and evaluation. 5. Aromatic hydrocarbons. *Journal of Chemical & Engineering Data* **1999**, *44*, 411-429.
- (82) Gonçalves, F.; Costa, C.; Bernardo, J.; Johnson, I.; Fonseca, I.; Ferreira, A. Dichloromethane: Revision and extension of p-pT relationships for the liquid. *The Journal of Chemical Thermodynamics* **2011**, *43*, 105-116.
- (83) Troncoso, J.; Bessières, D.; Cerdeiriña, C.; Carballo, E.; Romani, L. Automated measuring device of (p, ρ , T) data: Application to the 1-hexanol+ n-hexane system. *Fluid phase equilibria* **2003**, *208*, 141-154.
- (84) Đorđević, B. D.; Valent, V. J.; Šerbanović, S. P., *Termodinamika sa termotehnikom*. Tehnološko-metalurški fakultet: 2007.
- (85) Ivaniš, G.; Tasić, A. Ž.; Radović, I. R.; Djordjević, B. D.; Šerbanović, S. P.; Kijevčanin, M. L. An Apparatus Proposed for Density Measurements in Compressed Liquid Regions at Pressures of 0.1–60 MPa and Temperatures of 288.15–413.15 K. *J. Serb. Chem. Soc* **2015**, *80*, 1073-1085.
- (86) Safarov, J.; Millero, F.; Feistel, R.; Heintz, A.; Hassel, E. Thermodynamic properties of standard seawater: extensions to high temperatures and pressures. *Ocean Science* **2009**, *5*, 235-246.
- (87) Bajić, D. M.; Ivaniš, G. R.; Visak, Z. P.; Živković, E. M.; Šerbanović, S. P.; Kijevčanin, M. L. Densities, viscosities, and refractive indices of the binary systems (PEG200+ 1, 2-propanediol, + 1, 3-propanediol) and (PEG400+ 1, 2-propanediol, + 1, 3-propanediol) at (288.15 to 333.15) K and atmospheric pressure: Measurements and modeling. *The Journal of Chemical Thermodynamics* **2013**, *57*, 510-529.
- (88) Kijevčanin, M. L.; Šerbanović, S. P.; Radović, I. R.; Djordjević, B. D.; Tasić, A. Ž. Volumetric properties of the ternary system ethanol+ chloroform+ benzene at temperature range (288.15–313.15) K: Experimental data, correlation and prediction by cubic EOS. *Fluid phase equilibria* **2007**, *251*, 78-92.
- (89) Knežević-Stevanović, A. B. Eksperimentalno određivanje i modelovanje volumetrijskih svojstava, indeksa refrakcije i viskoznosti višekomponentnih sistema organskih rastvarača. Univerzitet u Beogradu, Tehnološko-metalurški fakultet, 2013.
- (90) Radović, I. Proučavanje termodinamičkih osobina tečnih smeša amina ili hlornih derivata ugljovodonika sa alkanima, alkoholima i aromatima. doktorska disertacija, Univerzitet u Beogradu, Tehnološko-Metalurški ..., 2008.
- (91) Spasojević, V. Termodinamička analiza i modelovanje procesa uklanjanja ugljen-dioksida iz dimnih gasova. doktorska disertacija, Univerzitet u Beogradu, Tehnološko-Metalurški ..., 2014.
- (92) Comuñas, M. J.; Bazile, J.-P.; Baylaucq, A.; Boned, C. Density of diethyl adipate using a new vibrating tube densimeter from (293.15 to 403.15) K and up to 140 MPa. Calibration and measurements. *Journal of Chemical & Engineering Data* **2008**, *53*, 986-994.
- (93) Lagourette, B.; Boned, C.; Saint-Guirons, H.; Xans, P.; Zhou, H. Densimeter calibration method versus temperature and pressure. *Measurement Science and Technology* **1992**, *3*, 699.
- (94) Tumlriz, O.; Wien, A. W.; Sitzung-sberichte; KI., M.-N., *Die Zustandsgleichung der Flüssigkeiten bei hohem Drucke*. 1909.
- (95) Ivaniš, G. R. Eksperimentalno određivanje gustine čistih fluida na visokom pritisku. Master rad, Univerzitet u Beogradu-Tehnološko-metalurški fakultet, 2013.

- (96) Bevington, P. R.; Robinson, D. K.; Blair, J. M.; Mallinckrodt, A. J.; McKay, S. Data reduction and error analysis for the physical sciences. *Computers in Physics* **1993**, *7*, 415-416.
- (97) Singh, S.; Aznar, M.; Deenadayalu, N. Densities, speeds of sound, and refractive indices for binary mixtures of 1-butyl-3-methylimidazolium methyl sulphate ionic liquid with alcohols at T=(298.15, 303.15, 308.15, and 313.15) K. *J. Chem. Thermodyn.* **2013**, *57*, 238-247.
- (98) Rodriguez, A.; Canosa, J.; Tojo, J. Physical properties of binary mixtures (dimethyl carbonate+ alcohols) at several temperatures. *J. Chem. Eng. Data* **2001**, *46*, 1476-1486.
- (99) Aminabhavi, T. M.; Gopalkrishna, B. Densities, viscosities, and refractive indices of the binary mixtures of bis (2-methoxyethyl) ether with 1-propanol, 1-butanol, 2-methyl-1-propanol, and 2-methyl-2-propanol. *J. Chem. Eng. Data* **1994**, *39*, 865-867.
- (100) Yu, Z.; Gao, H.; Wang, H.; Chen, L. Densities, excess molar volumes, and refractive properties of the binary mixtures of the amino acid ionic liquid [bmim][Gly] with 1-butanol or isopropanol at T=(298.15 to 313.15) K. *J. Chem. Eng. Data* **2011**, *56*, 4295-4300.
- (101) Rodriguez, M.; Galan, M.; Munoz, M. J.; Martin, R. Viscosity of Triglycerides+ Alcohols from 278 to 313 K. *J. Chem. Eng. Data* **1994**, *39*, 102-105.
- (102) Domańska, U.; Zawadzki, M.; Lewandowska, A. Effect of temperature and composition on the density, viscosity, surface tension, and thermodynamic properties of binary mixtures of N-octylisoquinolinium bis ((trifluoromethyl) sulfonyl) imide with alcohols. *J. Chem. Thermodyn.* **2012**, *48*, 101-111.
- (103) Assael, M.; Polimatidou, S. Measurements of the viscosity of alcohols in the temperature range 290–340 K at pressures up to 30 MPa. *Int. J. Thermophys.* **1994**, *15*, 95-107.
- (104) Ortega, J. Densities and refractive indices of pure alcohols as a function of temperature. *J. Chem. Eng. Data* **1982**, *27*, 312-317.
- (105) Papari, M.; Ghodrati, H.; Fadaei, F.; Sadeghi, R.; Behrouz, S.; Rad, M. S.; Moghadasi, J. Volumetric and ultrasonic study of mixtures of 2-phenylethanol with 1-butanol, 2-butanol, and 2-methyl-1-butanol at T=(298.15–323.15) K and atmospheric pressure: Measurement and prediction. *J. Mol. Liq.* **2013**, *180*, 121-128.
- (106) Varfolomeev, M. A.; Zaitseva, K. V.; Rakipov, I. T.; Solomonov, B. N.; Marczak, W. Speed of Sound, Density, and Related Thermodynamic Excess Properties of Binary Mixtures of Butan-2-one with C1–C4 n-Alkanols and Chloroform. *J. Chem. Eng. Data* **2014**, *59*, 4118-4132.
- (107) Troncoso, J.; Valencia, J.; Souto-Caride, M.; González-Salgado, D.; Peleteiro, J. Thermodynamic properties of dodecane+ 1-butanol and+ 2-butanol systems. *J. Chem. Eng. Data* **2004**, *49*, 1789-1793.
- (108) González, E. J.; González, B. a.; Macedo, E. n. A. Thermophysical properties of the pure ionic liquid 1-butyl-1-methylpyrrolidinium dicyanamide and its binary mixtures with alcohols. *J. Chem. Eng. Data* **2013**, *58*, 1440-1448.
- (109) Morávková, L.; Troncoso, J.; Machanová, K.; Sedláková, Z. Volumetric behaviour of the (2, 2, 4-trimethylpentane+ methylbenzene+ butan-1-ol) ternary system and its binary sub-systems within the temperature range (298.15–328.15) K. *J. Chem. Thermodyn.* **2013**, *64*, 137-150.
- (110) Troncoso, J.; Carballo, E.; Cerdeiriña, C. A.; González, D.; Romani, L. Systematic Determination of Densities and Speeds of Sound of Nitroethane+ Isomers of Butanol in the Range (283.15– 308.15) K. *J. Chem. Eng. Data* **2000**, *45*, 594-599.
- (111) Morávková, L.; Troncoso, J.; Škvorová, M.; Havlica, J.; Petrus, P.; Sedláková, Z. Volumetric behavior of the ternary system (methyl tert-butyl ether+ methylbenzene+ butan-1-ol) and its binary sub-system (methyl tert-butyl ether+ butan-1-ol) within the temperature range (298.15 to 328.15) K. *J. Chem. Thermodyn.* **2015**, *90*, 59-70.
- (112) Nain, A. K. Refractive indices and deviations in refractive indices for binary mixtures of formamide+ 1-butanol,+ 2-butanol,+ 1, 3-butanediol, and+ 1, 4-butanediol at temperatures from (293.15 to 318.15) K. *J. Chem. Eng. Data* **2008**, *53*, 1208-1210.
- (113) Zhu, C.; Han, S.; Liu, J.; Ma, Y. Densities and Viscosities of Diaminotoluene with Water, Ethanol, Propan-1-ol, and Butan-1-ol from (293.15 to 333.15) K. *J. Chem. Eng. Data* **2014**, *59*, 880-889.
- (114) O'Brien, R. N.; Quon, D. Refractive index of some alcohols and saturated hydrocarbons at 6328 Å. *J. Chem. Eng. Data* **1968**, *13*, 517-517.
- (115) González, E. J.; Calvar, N.; Domínguez, Á.; Macedo, E. A. Osmotic and apparent molar properties of binary mixtures alcohol+ 1-butyl-3-methylimidazolium trifluoromethanesulfonate ionic liquid. *J. Chem. Thermodyn.* **2013**, *61*, 64-73.

- (116) *Selected Values of Properties of Chemical Compounds, Data Project*. 1980-extant ed.; College Station: Texas, 1986.
- (117) Kijevčanin, M. L.; Živković, E. M.; Djordjević, B. D.; Radović, I. R.; Jovanović, J.; Šerbanović, S. P. Experimental determination and modeling of excess molar volumes, viscosities and refractive indices of the binary systems (pyridine+ 1-propanol,+ 1, 2-propanediol,+ 1, 3-propanediol, and+ glycerol). New UNIFAC-VISCO parameters determination. *J. Chem. Thermodyn.* **2013**, *56*, 49-56.
- (118) Bajić, D. M.; Živković, E. M.; Šerbanović, S. P.; Kijevčanin, M. L. Experimental measurements and modelling of volumetric properties, refractive index and viscosity of selected binary systems with butyl lactate at 288.15–323.15 K and atmospheric pressure. New UNIFAC-VISCO interaction parameters. *Thermochim Acta* **2013**, *562*, 42-55.
- (119) Vercher, E.; Orchillés, A. V.; Miguel, P. J.; Martínez-Andreu, A. Volumetric and ultrasonic studies of 1-ethyl-3-methylimidazolium trifluoromethanesulfonate ionic liquid with methanol, ethanol, 1-propanol, and water at several temperatures. *J. Chem. Eng. Data* **2007**, *52*, 1468-1482.
- (120) Dzida, M.; Ernst, S. Speed of sound in propan-1-ol+ heptane mixtures under elevated pressures. *J. Chem. Eng. Data* **2003**, *48*, 1453-1457.
- (121) Kumar, H.; Sharma, S. Acoustical studies of binary liquid mixtures of cyclopentane with 1-alkanol at different temperatures and different approaches for ideal mixing laws. *J. Solution Chem.* **2010**, *39*, 967-986.
- (122) Peleteiro, J.; Gonzalez-Salgado, D.; Cerdeirina, C.; Valencia, J.; Romani, L. Thermodynamics of 1-alkanol+ n-alkane mixtures: new data and predictions from the NTGC model. *Fluid Phase Equilib.* **2001**, *191*, 83-97.
- (123) Riddick, J. A.; Bunger, W. B.; Sakano, T. K., *physical properties and methods of purification*. 1986.
- (124) Gaston-Bonhomme, Y.; Petrino, P.; Chevalier, J. UNIFAC—VISCO group contribution method for predicting kinematic viscosity: extension and temperature dependence. *Chemical engineering science* **1994**, *49*, 1799-1806.
- (125) McAllister, R. The viscosity of liquid mixtures. *AIChE J.* **1960**, *6*, 427-431.
- (126) Gupta, M.; Vibhu, I.; Shukla, J. Ultrasonic velocity, viscosity and excess properties of binary mixture of tetrahydrofuran with 1-propanol and 2-propanol. *Fluid Phase Equilib.* **2006**, *244*, 26-32.
- (127) Freitas, S. V.; Santos, Â.; Moita, M.-L. C.; Follegatti-Romero, L. A.; Dias, T. P.; Meirelles, A. J.; Daridon, J.-L.; Lima, Á. S.; Coutinho, J. A. Measurement and prediction of speeds of sound of fatty acid ethyl esters and ethylic biodiesels. *Fuel* **2013**, *108*, 840-845.
- (128) Ortega, J.; Placido, J.; Vidal, M. Thermodynamic properties of (an ethyl ester+ ann-alkane). XI. HE and VEM values for $\{x\text{CH}_3(\text{CH}_2)_v\text{COOCH}_2\text{CH}_3 + (1-x)\text{CH}_3(\text{CH}_2)_{2v+1}\text{CH}_3\}$ with $v = 6, 7, 8, 10, 12, \text{ and } 14$, and $v = (1 \text{ to } 7)$. *The Journal of Chemical Thermodynamics* **1999**, *31*, 151-176.
- (129) Shigley, J.; Bonhorst, C.; Liang, P.; Althouse, P.; Triebold, H. Physical characterization of a) a series of ethyl esters and b) a series of ethanoate esters. *Journal of the American Oil Chemists' Society* **1955**, *32*, 213-215.
- (130) Otin, S.; Senar, I.; Soriano, M. J.; Losa, C. G. Excess molar enthalpies of binary mixtures containing esters of fatty acids. *Canadian journal of chemistry* **1988**, *66*, 1283-1287.
- (131) Freitas, S. V.; Paredes, M. L.; Daridon, J.-L.; Lima, Á. S.; Coutinho, J. A. Measurement and prediction of the speed of sound of biodiesel fuels. *Fuel* **2013**, *103*, 1018-1022.
- (132) RC, W., *Handbook of chemistry and physics*. 64 ed.; CRC press: Florida 33431, USA, 1984.
- (133) Bolotnikov, M. F.; Neruchev, Y. A.; Melikhov, Y. F.; Vervevko, V. N.; Vervevko, M. V. Temperature dependence of the speed of sound, densities, and isentropic compressibilities of hexane+ hexadecane in the range of (293.15 to 373.15) K. *J. Chem. Eng. Data* **2005**, *50*, 1095-1098.
- (134) Su, C.-H.; Chen, L.-J. Liquid–liquid equilibria for the ternary system (water+ hexadecane+ dipropylene glycol n-propyl ether). *Fluid Phase Equilib.* **2013**, *346*, 20-24.
- (135) Camin, D. L.; Forziati, A. F.; Rossini, F. D. Physical properties of n-hexadecane, n-decylcyclopentane, n-decylcyclohexane, 1-hexadecene and n-decylbenzene. *J. Phys. Chem.* **1954**, *58*, 440-442.
- (136) Marsh, K. N. T. A. M. U. T. R. C., *TRC thermodynamic tables, hydrocarbons*, Reissue ed.; The Center, College Station, TX, 1986.
- (137) Outcalt, S.; Laesecke, A.; Fortin, T. J. Density and speed of sound measurements of hexadecane. *J. Chem. Thermodyn.* **2010**, *42*, 700-706.
- (138) Wang, X.; Wang, X.; Chen, J. Experimental investigations of density and dynamic viscosity of n-hexadecane with three fatty acid methyl esters. *Fuel* **2016**, *166*, 553-559.
- (139) Aucejo, A.; Burguet, M. C.; Munoz, R.; Marques, J. L. Densities, viscosities, and refractive indices of some n-alkane binary liquid systems at 298.15 K. *J. Chem. Eng. Data* **1995**, *40*, 141-147.

- (140) Aminabhavi, T. M.; Bindu, G. Densities, viscosities, refractive indices, and speeds of sound of the binary mixtures of bis (2-methoxyethyl) ether with nonane, decane, dodecane, tetradecane, and hexadecane at 298.15, 308.15, and 318.15 K. *J. Chem. Eng. Data* **1994**, *39*, 529-534.
- (141) Awwad, A. M.; Al-Azzawi, S. F.; Salman, M. A. Volumes and viscosities of benzene+ n-alkane mixtures. *Fluid Phase Equilib.* **1986**, *31*, 171-182.
- (142) Ball, S.; Trusler, J. Speed of Sound of n-Hexane and n-Hexadecane at Temperatures Between 298 and 373 K and Pressures up to 100 MPa. *Int. J. Thermophys.* **2001**, *22*, 427-443.
- (143) Ortega, J.; Bolat, G.; Marrero, E.; Popa, I. Experimental results of and for binary mixtures (propylbenzene+ an alkane or+ an alkyl ethanoate). *Phys. Chem. Liq.* **2008**, *46*, 408-416.
- (144) Larkin, J. A.; Fenby, D. V.; Gilman, T. S.; Scott, R. L. Heats of Mixing of Nonelectrolyte Solutions. III. Solutions of the Five Hexane Isomers with Hexadecane I. *J. Phys. Chem.* **1966**, *70*, 1959-1963.
- (145) Bidlack, D.; Anderson, D. Mutual diffusion in nonideal, nonassociating liquid systems. *J. Phys. Chem.* **1964**, *68*, 3790-3794.
- (146) Paredes, M. L.; Reis, R. A.; Silva, A. A.; Santos, R. N.; Santos, G. J. Densities, sound velocities, and refractive indexes of tetralin+ n-hexadecane at (293.15, 303.15, 313.15, 323.15, 333.15, and 343.15) K. *J. Chem. Eng. Data* **2011**, *56*, 4076-4082.
- (147) Plantier, F.; Daridon, J.-L.; Lagourette, B.; Boned, C. Isentropic thermophysical properties of pure n-paraffins as a function of temperature and chain length. *HIGH TEMP HIGH PRESS* **2000**, *32*, 305-310.
- (148) Khasanshin, T. S.; Shchemelev, A. P. Sound velocity in liquid n-alkanes. *High Temperature* **2001**, *39*, 60-67.
- (149) Chevalier, J.; Petrino, P.; Gaston-Bonhomme, Y. Estimation method for the kinematic viscosity of a liquid-phase mixture. *Chemical engineering science* **1988**, *43*, 1303-1309.
- (150) Huang, M.; Chen, Z.; Yin, T.; Bai, Y.; An, X.; Shen, W. Liquid-Liquid Coexistence Curves of Dimethyl Carbonate+ Hexadecane and Dimethyl Carbonate+ Octadecane in the Critical Region. *J. Chem. Eng. Data* **2010**, *55*, 4378-4384.
- (151) Bridgman, P. W.; Bridgman, P. The physics of high pressure. **1958**, 116-149.
- (152) Boehman, A. L.; Morris, D.; Szybist, J.; Esen, E. The impact of the bulk modulus of diesel fuels on fuel injection timing. *Energy & fuels* **2004**, *18*, 1877-1882.
- (153) Treszczanowicz, A. J.; Kiyohara, O.; Benson, G. C. Excess volumes for n-alkanols+ n-alkanes IV. Binary mixtures of decan-1-ol+ n-pentane,+ n-hexane,+ n-octane,+ n-decane, and+ n-hexadecane. *J. Chem. Thermodyn.* **1981**, *13*, 253-260.
- (154) Sastry, N. V.; Valand, M. K. Densities, speeds of sound, viscosities, and relative permittivities for 1-propanol+ and 1-butanol+ heptane at 298.15 K and 308.15 K. *J. Chem. Eng. Data* **1996**, *41*, 1421-1425.
- (155) Orge, B.; Iglesias, M.; Rodriguez, A.; Canosa, J.; Tojo, J. Mixing properties of (methanol, ethanol, or 1-propanol) with (n-pentane, n-hexane, n-heptane and n-octane) at 298.15 K. *Fluid Phase Equilib.* **1997**, *133*, 213-227.
- (156) NAGATA, I.; OHTA, T.; TAKAHASHI, T. Excess thermodynamic functions of methyl acetate-methanol and methyl acetate-ethanol systems. *J. Chem. Eng. Jpn.* **1972**, *5*, 227-231.
- (157) Nagata, I.; Ohta, T.; Ogura, M.; Yasuda, S. Excess Gibbs free energies and heats of mixing for binary systems: ethyl formate with methanol, ethanol, 1-propanol, and 2-propanol. *J. Chem. Eng. Data* **1976**, *21*, 310-313.
- (158) Nagata, I.; Yamada, T.; Nakagawa, S. Excess Gibbs free energies and heats of mixing for binary systems ethyl acetate with methanol, ethanol, 1-propanol, and 2-propanol. *J. Chem. Eng. Data* **1975**, *20*, 271-275.
- (159) Nikam, P. S.; Mahale, T. R.; Hasan, M. Density and viscosity of binary mixtures of ethyl acetate with methanol, ethanol, propan-1-ol, propan-2-ol, butan-1-ol, 2-methylpropan-1-ol, and 2-methylpropan-2-ol at (298.15, 303.15, and 308.15) K. *J. Chem. Eng. Data* **1996**, *41*, 1055-1058.
- (160) Oswal, S.; Putta, S. Excess molar volumes of binary mixtures of alkanols with ethyl acetate from 298.15 to 323.15 K. *Thermochim Acta* **2001**, *373*, 141-152.
- (161) Ortega, J.; Pena, J.; Pazandrade, M. Excess molar volumes of binary mixtures of ethyl acetate and propyl acetate with normal alkanols. *Aust. J. Chem.* **1986**, *39*, 1685-1690.
- (162) Ortega, J.; Matos, J.; Andrade, M. P.; Jimenez, E. Excess molar volumes of (ethyl formate or ethyl acetate+ an isomer of hexanol) at 298.15 K. *J. Chem. Thermodyn.* **1985**, *17*, 1127-1132.
- (163) Deshpande, D. D.; Patterson, D.; Andreoli-Ball, L.; Costas, M.; Trejo, L. M. Heat capacities, self-association and complex formation in alcohol-ester systems. *J. Chem. Soc. Faraday Trans* **1991**, *87*, 1133-1139.

- (164) Nikam, P. S.; Mahale, T. R.; Hasan, M. Density and viscosity of binary mixtures of ethyl acetate with methanol, ethanol, propan-1-ol, propan-2-ol, butan-1-ol, 2-methylpropan-1-ol, and 2-methylpropan-2-ol at (298.15, 303.15, and 308.15) K. *J. Chem. Eng. Data* **1996**, 41, 1055-1058.
- (165) Oswal, S.; Putta, S. Excess molar volumes of binary mixtures of alkanols with ethyl acetate from 298.15 to 323.15 K. *Thermochim. acta* **2001**, 373, 141-152.
- (166) Ortega, J.; Pena, J. A.; Pazandrade, M. I. Excess molar volumes of binary mixtures of ethyl acetate and propyl acetate with normal alkanols. *Aust. J. Chem.* **1986**, 39, 1685-1690.
- (167) Ortega, J.; Matos, J.; Andrade, M. P.; Jimenez, E. Excess molar volumes of (ethyl formate or ethyl acetate + an isomer of hexanol) at 298.15 K. *J. Chem. Thermodyn.* **1985**, 17, 1127-1132.
- (168) Deshpande, D. D.; Patterson, D.; Andreoli-Ball, L.; Costas, M.; Trejo, L. M. Heat capacities, self-association and complex formation in alcohol-ester systems. *Chem. Soc. Faraday Trans.* **1991**, 87, 1133-1139.
- (169) Fort, R.; Moore, W. Adiabatic compressibilities of binary liquid mixtures. *Trans. Faraday Soc.* **1965**, 61, 2102-2111.
- (170) Rastogi, R. P.; Nath, J.; Misra, J. Thermodynamics of weak interactions in liquid mixtures. I. Mixtures of carbon tetrachloride, benzene, toluene, and p-xylene. *J. Phys. Chem.* **1967**, 71, 1277-1286.
- (171) Eyring, H.; Jhon, M. S. Significant liquid structures. **1969**.
- (172) John M. Prausnitz, R. N. L. a. E. C. d. A., *Molecular thermodynamics of fluid-phase equilibria*. 3 ed.; Prentice Hall: New York, 1986.
- (173) Piñeiro, Á.; Brocos, P.; Amigo, A.; Pintos, M.; Bravo, R. Prediction of excess volumes and excess surface tensions from experimental refractive indices. *Phys. Chem. Liq.* **2000**, 38, 251-260.
- (174) Prausnitz, J.; Lichtenthaler, R.; de Azevedo, E. G., *Molecular Thermodynamics of Fluid-Phase Equilibria*. 3 ed.; PTR Prentice-Hall: New York, 1986.
- (175) Piñeiro, Á.; Brocos, P.; Amigo, A.; Pintos, M.; Bravo, R. Prediction of excess volumes and excess surface tensions from experimental refractive indices. *Phys. Chem. Liq.* **2000**, 38, 251-260.
- (176) Meyer, R.; Meyer, M.; Metzger, J.; Peneloux, A. Étude thermodynamique des mélanges binaires-I.—Étude comparative entre les enthalpies libres d'excès d'activation du flot visqueux et les enthalpies libres d'excès de solution. *J. Chim. Phys.* **1971**, 68, 406-412.
- (177) Ndiaye, E. H. I.; Habrioux, M.; Coutinho, J. o. A.; Paredes, M. r. L.; Daridon, J. L. Speed of sound, density, and derivative properties of ethyl myristate, methyl myristate, and methyl palmitate under high pressure. *Journal of Chemical & Engineering Data* **2013**, 58, 1371-1377.
- (178) Tat, M. E.; Van Gerpen, J. H. *Measurement of Biodiesel Speed of Sound and Its Impact on Injection Timing: Final Report; Report 4 in a Series of 6*; National Renewable Energy Lab., Golden, CO.(US): 2003.
- (179) Prieto, N. M.; Ferreira, A. G.; Portugal, A. T.; Moreira, R. J.; Santos, J. B. Correlation and prediction of biodiesel density for extended ranges of temperature and pressure. *Fuel* **2015**, 141, 23-38.
- (180) Marquardt, D. W. An algorithm for least-squares estimation of nonlinear parameters. *SIAM J. Appl. Math.* **1963**, 11, 431-441.

8 APPENDIX

Table A 1 Specifications of DMA 5000 density meters

| | |
|------------------------------|---|
| Density: | 0 to 3 g·cm ⁻³ |
| Operating temperature range: | 0 to +90 ° C (32-194 ° F) |
| Heavy duty pressures: | 0 to 10 bar (0 to 150 psi) |
| Resolution: | up to 1·10 ⁻⁶ g / cm ³ |
| Density accuracy: | to 0.00001 g / cm ³ |
| Temperature accuracy: | 0.001 ° C |
| Repeatability of s.d. : | up to 1·10 ⁻⁶ g / cm ³ |
| Tube material: | borosilicate glass |
| Measurement cell volume: | about 1 ml |
| Dimensions / weight: | 440 x 315 x 220 mm / 24 kg |
| Charging: | AC 100 to 240 V, 50 to 60 Hz |
| Consumption: | 50 VA |
| Interfaces: | RS 232 C computer interface, S-BUS interfaces and external analog input |

Table A 2 Specifications of SVM 3000 viscometer

| | |
|------------------------------|--|
| Dynamic Viscosity Range: | 0.2-20000 mPa ·s |
| Cinematic Viscosity Range: | 0.2-20000 mm ² ·s ⁻¹ |
| Density: | 0.65 to 3 g·cm ⁻³ |
| Operating temperature range: | 10 to +105 ° C (without external cooling) |
| Viscosity precision: | ± 0.35% of the measured value |
| Density accuracy: | ± 0.0005g / cm ³ |
| Temperature accuracy: | 0.02 ° C (0.09 ° F) |
| Viscosity repeatability: | ± 0.1% of the measured value |
| Tube material: | Hastelloy C-276 |
| Measurement cell volume: | about 1 ml |
| Dimensions / weight: | 440 x 315 x 220 mm / 16 kg |
| Charging: | AC 100 to 240 V, 50 to 60 Hz |
| Consumption: | 330 VA |
| Interfaces: | RS 232 C computer interface, S-BUS interfaces, external analog input |

Table A 3 Specifications of DSA 5000 M device

| | |
|-------------------------------|--|
| Density: | 0 to 3 g / cm ³ |
| Sound Speed: | 1000-2000 m·s ⁻¹ |
| Operating temperature range: | 0 to 70 ° C |
| Axial pressure: | 0-3 bar |
| Density repeatability: | to 0.000001 g / cm ³ |
| Repeatable speed of sound: | 0.1 m·s ⁻¹ |
| Repeatability of temperature: | 0.001 ° C |
| Tube material: | Hastelloy C-276 / borosilicate glass |
| Measurement cell volume: | about 3 ml |
| Dimensions / weight: | 495 x 330 x 230 mm / 22.5 kg |
| Charging: | AC 100 to 240 V, 50 to 60 Hz |
| Consumption: | 190 VA |
| Interfaces: | RS 232 C computer interface, S-BUS interfaces, external analog input |

Table A 4 Specifications of RXA 156 refractometer

| | |
|------------------------------|--|
| Axial refractive index: | 1.32-1.56 |
| Operating temperature range: | +10 to +70 °C (50-158 °F) |
| Light source: | LED lamp, 589.3 nm |
| Refractive index precision: | 2·10 ⁻⁵ |
| Temperature accuracy: | 0.03 °C (0.09 °F) |
| Tube material: | Hastelloy C-276 |
| Measurement cell volume: | 0.3-1 ml |
| Dimensions / weight: | 250 x 160 x 180 mm / 6 kg |
| Charging: | AC 100 do 240 V, 50 to 60 Hz |
| Consumption: | 330 VA |
| Interfaces: | RS 232 C computer interface, S-BUS interfaces, external analog input |

Table A 5 Specifications of 5000 DMA HP

| | |
|------------------------------|--|
| Density: | 0 do 3 g/cm ³ |
| Operating temperature range: | -10 do +200 °C (14-392 °F) |
| Heavy duty pressures: | 0 do 700 bar (0 do 10000 psi) |
| Resolution: | 0.000001 g/cm ³ |
| Density accuracy: | do 0.0001 g/cm ³ |
| Temperature accuracy: | 0.05 °C (0.09 °F) |
| Repeatability of s.d. : | do 0.00001 g/cm ³ |
| Tube material: | Hastelloy C-276 |
| Measurement cell volume: | približno 2 ml |
| Dimensions / weight: | 440 x 315 x 220 mm / 24 kg |
| Charging: | AC 100 do 240 V, 50 do 60 Hz |
| Consumption: | 330 VA |
| Interfaces: | RS 232 C computer interface, S-BUS interfaces, external analog input |

Table A 6 Densities ρ , speeds of sound u , viscosities η , and refractive indices n_D of examined pure components in this work at temperature $T = (293.15 \text{ to } 343.15) \text{ K}$ and pressure $P = 0.1 \text{ MPa}$.

| T/K | ρ^a / kgm^{-3} | | | | | | | |
|--------|------------------------------------|------------|---------------|-----------------|-----------------|--------------|----------------|----------------------|
| | 1-butanol | 1-propanol | Ethyl laurate | Ethyl linoleate | Ethyl myristate | Ethyl oleate | Methyl laurate | <i>n</i> -hexadecane |
| 293.15 | 809.80 | 803.95 | 862.09 | 876.87 | 860.81 | 868.91 | 869.18 | 773.35 |
| 298.15 | 805.98 | 799.93 | 858.18 | 873.22 | 857.01 | 865.27 | 865.24 | 769.87 |
| 303.15 | 802.13 | 795.89 | 854.28 | 869.57 | 853.22 | 861.63 | 861.31 | 766.40 |
| 308.15 | 798.25 | 791.82 | 850.38 | 865.93 | 849.45 | 858.01 | 857.39 | 762.94 |
| 313.15 | 794.35 | 787.71 | 846.49 | 862.30 | 845.68 | 854.39 | 853.47 | 759.49 |
| 318.15 | 790.41 | 783.56 | 842.61 | 858.68 | 841.91 | 850.78 | 849.55 | 756.05 |
| 323.15 | 786.42 | 779.36 | 838.72 | 855.06 | 838.16 | 847.17 | 845.63 | 752.61 |
| 328.15 | 782.39 | 775.10 | 834.84 | 851.45 | 834.40 | 843.58 | 841.73 | 749.18 |
| 333.15 | 778.30 | 770.78 | 830.96 | 847.84 | 830.66 | 839.98 | 837.82 | 745.74 |
| 338.15 | 774.15 | 766.40 | 827.08 | 844.24 | 826.91 | 836.39 | 833.90 | 742.31 |
| 343.15 | 769.94 | 761.93 | 823.20 | 840.65 | 823.16 | 832.81 | 829.99 | 738.88 |
| T/K | $u^a / \text{m}\cdot\text{s}^{-1}$ | | | | | | | |
| | 1-butanol | 1-propanol | Ethyl laurate | Ethyl linoleate | Ethyl myristate | Ethyl oleate | Methyl laurate | <i>n</i> -hexadecane |
| 293.15 | 1256.59 | 1222.99 | 1339.53 | 1401.67 | 1361.25 | 1394.15 | 1351.62 | 1357.37 |
| 298.15 | 1239.62 | 1205.74 | 1321.00 | 1383.72 | 1342.85 | 1376.17 | 1332.9 | 1338.49 |
| 303.15 | 1222.76 | 1188.64 | 1302.65 | 1365.92 | 1324.66 | 1358.36 | 1314.36 | 1319.81 |
| 308.15 | 1206.02 | 1171.64 | 1284.48 | 1348.3 | 1306.64 | 1340.73 | 1295.97 | 1301.34 |
| 313.15 | 1189.36 | 1154.73 | 1266.49 | 1330.86 | 1288.82 | 1323.26 | 1277.76 | 1283.07 |
| 318.15 | 1172.77 | 1137.89 | 1248.62 | 1313.57 | 1271.14 | 1305.94 | 1259.70 | 1264.98 |
| 323.15 | 1156.22 | 1121.08 | 1230.94 | 1296.42 | 1253.64 | 1288.81 | 1241.81 | 1247.06 |
| 328.15 | 1139.68 | 1104.3 | 1213.41 | 1279.44 | 1236.31 | 1271.83 | 1224.07 | 1229.32 |
| 333.15 | 1123.16 | 1087.48 | 1196.05 | 1262.64 | 1219.15 | 1255.01 | 1206.49 | 1211.77 |
| 338.15 | 1106.63 | 1070.64 | 1178.87 | 1246.00 | 1202.18 | 1238.38 | 1189.08 | 1194.43 |
| 343.15 | 1090.14 | 1053.84 | 1161.91 | 1229.58 | 1185.44 | 1221.99 | 1171.91 | 1177.55 |
| T/K | $\eta^a / \text{mPa}\cdot\text{s}$ | | | | | | | |
| | 1-butanol | 1-propanol | Ethyl laurate | Ethyl linoleate | Ethyl myristate | Ethyl oleate | Methyl laurate | <i>n</i> -hexadecane |
| 293.15 | 2.868 | 2.147 | 3.342 | 5.695 | 4.685 | 6.430 | 3.110 | 3.408 |
| 298.15 | 2.531 | 1.926 | 2.986 | 5.058 | 4.145 | 5.674 | 2.786 | 3.036 |
| 303.15 | 2.232 | 1.716 | 2.678 | 4.495 | 3.673 | 4.999 | 2.497 | 2.708 |
| 308.15 | 1.975 | 1.533 | 2.414 | 4.018 | 3.283 | 4.435 | 2.254 | 2.432 |
| 313.15 | 1.758 | 1.379 | 2.191 | 3.586 | 2.936 | 3.928 | 2.048 | 2.199 |
| 318.15 | 1.563 | 1.234 | 1.995 | 3.270 | 2.666 | 3.563 | 1.865 | 1.996 |
| 323.15 | 1.399 | 1.112 | 1.827 | 2.975 | 2.422 | 3.222 | 1.698 | 1.823 |
| 328.15 | 1.256 | 1.005 | 1.680 | 2.718 | 2.212 | 2.929 | 1.562 | 1.671 |
| 333.15 | 1.131 | 0.9109 | 1.549 | 2.473 | 2.015 | 2.650 | 1.442 | 1.537 |
| 338.15 | 1.021 | 0.8241 | 1.436 | 2.300 | 1.867 | 2.454 | 1.340 | 1.421 |
| 343.15 | 0.9250 | 0.7468 | 1.335 | 2.126 | 1.726 | 2.259 | 1.247 | 1.316 |
| T/K | n_D | | | | | | | |
| | 1-butanol | 1-propanol | Ethyl laurate | Ethyl linoleate | Ethyl myristate | Ethyl oleate | Methyl laurate | <i>n</i> -hexadecane |
| 293.15 | 1.3999 | 1.3852 | 1.4315 | 1.4568 | 1.4361 | 1.4502 | 1.4321 | 1.4340 |
| 298.15 | 1.3979 | 1.3831 | 1.4294 | 1.4547 | 1.4340 | 1.4481 | 1.4300 | 1.4318 |
| 303.15 | 1.3959 | 1.3810 | 1.4273 | 1.4527 | 1.4319 | 1.4461 | 1.4279 | 1.4296 |
| 308.15 | 1.3938 | 1.3789 | 1.4252 | 1.4507 | 1.4299 | 1.4441 | 1.4258 | 1.4275 |
| 313.15 | 1.3918 | 1.3768 | 1.4231 | 1.4486 | 1.4278 | 1.4421 | 1.4236 | 1.4254 |
| 318.15 | 1.3897 | 1.3747 | 1.4210 | 1.4469 | 1.4257 | 1.4401 | 1.4215 | 1.4233 |

| | | | | | | | | |
|--------|--------|--------|--------|--------|--------|--------|--------|--------|
| 323.15 | 1.3876 | 1.3726 | 1.4189 | 1.4445 | 1.4237 | 1.4380 | 1.4194 | 1.4211 |
| 328.15 | 1.3855 | 1.3704 | 1.4168 | 1.4425 | 1.4216 | 1.4360 | 1.4174 | 1.4190 |
| 333.15 | 1.3833 | 1.3682 | 1.4147 | 1.4405 | 1.4196 | 1.4340 | 1.4153 | 1.4169 |
| 338.15 | 1.3810 | 1.3660 | 1.4126 | 1.4384 | 1.4175 | 1.4320 | 1.4132 | 1.4149 |
| 343.15 | 1.3788 | 1.3635 | 1.4105 | 1.4365 | 1.4155 | 1.4300 | 1.4110 | 1.4129 |

The combined expanded uncertainties are: ${}^a U_c(T) = 0.01\text{K}$, ${}^b U_c(\rho) = 0.8 \text{ kg}\cdot\text{m}^{-3}$; ${}^c U_c(\eta) = 0.007 \text{ mPa}\cdot\text{s}$, ${}^d U_c(u) = 0.1\text{m}\cdot\text{s}^{-1}$ and ${}^e U_c(n_D) = 2.8 \times 10^{-3}$ with 0.95 level of confidence ($k=2$).

Table A 7 The isentropic bulk modulus, β_s , and the intermolecular free length, L_f , of the examined methyl and ethyl esters at atmospheric pressure

| T/K | 1-butanol | 1-propanol | Ethyl laurate | Ethyl linoleate | Ethyl myristate | Ethyl oleate | Methyl laurate | <i>n</i> -hexadecane |
|----------------------|-----------|------------|---------------|-----------------|-----------------|--------------|----------------|----------------------|
| β_s / MPa | | | | | | | | |
| 293.15 | 1278.7 | 1202.5 | 1546.9 | 1722.8 | 1595.1 | 1688.9 | 1587.9 | 1424.9 |
| 298.15 | 1238.5 | 1162.9 | 1497.6 | 1671.9 | 1545.4 | 1638.7 | 1537.2 | 1379.3 |
| 303.15 | 1199.3 | 1124.5 | 1449.6 | 1622.4 | 1497.2 | 1589.8 | 1487.9 | 1335.0 |
| 308.15 | 1161.0 | 1087.0 | 1403.0 | 1574.2 | 1450.3 | 1542.3 | 1440.0 | 1292.0 |
| 313.15 | 1123.7 | 1050.3 | 1357.8 | 1527.3 | 1404.7 | 1496.1 | 1393.4 | 1250.3 |
| 318.15 | 1087.1 | 1014.5 | 1313.7 | 1481.6 | 1360.4 | 1451.0 | 1348.1 | 1209.8 |
| 323.15 | 1051.3 | 979.5 | 1270.8 | 1437.1 | 1317.3 | 1407.2 | 1304.0 | 1170.4 |
| 328.15 | 1016.2 | 945.2 | 1229.2 | 1393.8 | 1275.3 | 1364.5 | 1261.2 | 1132.2 |
| 333.15 | 981.8 | 911.5 | 1188.7 | 1351.7 | 1234.6 | 1323.0 | 1219.5 | 1095.0 |
| 338.15 | 948.0 | 878.5 | 1149.4 | 1310.7 | 1195.1 | 1282.7 | 1179.1 | 1059.0 |
| 343.15 | 915.0 | 846.2 | 1111.3 | 1271.0 | 1156.8 | 1243.6 | 1139.9 | 1024.5 |
| L_f / 10^{-12} m | | | | | | | | |
| 293.15 | 1.8023 | 1.8586 | 1.6387 | 1.5528 | 1.6137 | 1.5683 | 1.6174 | 1.7074 |
| 298.15 | 1.8482 | 1.9073 | 1.6807 | 1.5907 | 1.6545 | 1.6067 | 1.6589 | 1.7513 |
| 303.15 | 1.8953 | 1.9573 | 1.7239 | 1.6295 | 1.6963 | 1.6461 | 1.7015 | 1.7964 |
| 308.15 | 1.9436 | 2.0088 | 1.7681 | 1.6692 | 1.7391 | 1.6864 | 1.7452 | 1.8425 |
| 313.15 | 1.9934 | 2.0618 | 1.8134 | 1.7098 | 1.7829 | 1.7276 | 1.7901 | 1.8897 |
| 318.15 | 2.0446 | 2.1165 | 1.8600 | 1.7514 | 1.8278 | 1.7698 | 1.8361 | 1.9382 |
| 323.15 | 2.0974 | 2.1729 | 1.9077 | 1.7939 | 1.8738 | 1.8129 | 1.8832 | 1.9878 |

Table A 8 Densities ρ ($\text{kg}\cdot\text{m}^{-3}$), Dynamic Viscosities η ($\text{mPa}\cdot\text{s}$), speeds of sound u ($\text{m}\cdot\text{s}^{-1}$) and Refractive Indices n_D for the Binary Mixtures : ethyl laurate (1) + 1-propanol (2), ethyl oleate (1) + 1-butanol (2), ethyl oleate (1) + 1-propanol (2), ethyl oleate (1) + *n*-hexadecane (2), *n*-hexadecane (1) + 1-butanol (2) and *n*-hexadecane (1) + 1-propanol (2), at T = 293.15–343.15 K and p = 0.1 MPa^a

| x_1 | $\rho /$ ($\text{kg}\cdot\text{m}^{-3}$) | $\eta /$ ($\text{mPa}\cdot\text{s}$) | $u /$ ($\text{m}\cdot\text{s}^{-1}$) | $n_D /$ |
|------------------------------------|---|---|---|---------|
| ethyl laurate (1) + 1-propanol (2) | | | | |
| 293.15K | | | | |
| 0.0000 | 803.7 | 2.1470 | 1222.99 | 1.3852 |
| 0.1000 | 819.6 | 2.1682 | 1254.76 | 1.3982 |
| 0.2000 | 831.1 | 2.2671 | 1275.39 | 1.4069 |
| 0.3000 | 838.1 | 2.3850 | 1290.59 | 1.4129 |
| 0.4000 | 844.7 | 2.5045 | 1300.85 | 1.4174 |
| 0.5000 | 848.2 | 2.6251 | 1310.33 | 1.4210 |
| 0.6000 | 852.8 | 2.7494 | 1317.05 | 1.4240 |
| 0.7000 | 855.0 | 2.8765 | 1324.32 | 1.4265 |
| 0.8000 | 858.2 | 3.0055 | 1329.69 | 1.4286 |
| 0.9000 | 860.0 | 3.1467 | 1335.19 | 1.4302 |
| 1.0000 | 862.1 | 3.3424 | 1339.53 | 1.4315 |
| 298.15K | | | | |
| 0.0000 | 799.7 | 1.9262 | 1205.74 | 1.3831 |
| 0.1000 | 815.6 | 1.9560 | 1237.04 | 1.3961 |
| 0.2000 | 827.1 | 2.0444 | 1257.32 | 1.4047 |
| 0.3000 | 834.1 | 2.1487 | 1272.42 | 1.4107 |
| 0.4000 | 840.8 | 2.2547 | 1282.50 | 1.4152 |
| 0.5000 | 844.2 | 2.3610 | 1291.98 | 1.4189 |
| 0.6000 | 848.9 | 2.4694 | 1298.60 | 1.4218 |
| 0.7000 | 851.0 | 2.5804 | 1305.89 | 1.4244 |
| 0.8000 | 854.3 | 2.6948 | 1311.18 | 1.4264 |
| 0.9000 | 856.0 | 2.8206 | 1316.67 | 1.4280 |
| 1.0000 | 858.2 | 2.9862 | 1321.00 | 1.4294 |
| 303.15K | | | | |
| 0.0000 | 795.6 | 1.7164 | 1188.64 | 1.3810 |
| 0.1000 | 811.5 | 1.7516 | 1219.43 | 1.3939 |
| 0.2000 | 823.2 | 1.8326 | 1239.35 | 1.4026 |
| 0.3000 | 830.0 | 1.9276 | 1254.37 | 1.4085 |
| 0.4000 | 836.8 | 2.0250 | 1264.26 | 1.4131 |
| 0.5000 | 840.2 | 2.1223 | 1273.76 | 1.4168 |
| 0.6000 | 845.0 | 2.2201 | 1280.28 | 1.4197 |
| 0.7000 | 847.0 | 2.3186 | 1287.60 | 1.4222 |
| 0.8000 | 850.4 | 2.4197 | 1292.82 | 1.4243 |
| 0.9000 | 852.1 | 2.5316 | 1298.31 | 1.4259 |
| 1.0000 | 854.3 | 2.6777 | 1302.65 | 1.4273 |
| 308.15K | | | | |
| 0.0000 | 791.6 | 1.5325 | 1171.64 | 1.3789 |
| 0.1000 | 807.4 | 1.5740 | 1201.93 | 1.3918 |
| 0.2000 | 819.2 | 1.6533 | 1221.49 | 1.4004 |
| 0.3000 | 825.9 | 1.7410 | 1236.44 | 1.4064 |
| 0.4000 | 832.9 | 1.8285 | 1246.15 | 1.4109 |
| 0.5000 | 836.1 | 1.9156 | 1255.68 | 1.4146 |
| 0.6000 | 841.0 | 2.0040 | 1262.10 | 1.4175 |
| 0.7000 | 843.0 | 2.0938 | 1269.47 | 1.4201 |
| 0.8000 | 846.5 | 2.1857 | 1274.64 | 1.4221 |
| 0.9000 | 848.2 | 2.2854 | 1280.14 | 1.4238 |
| 1.0000 | 850.4 | 2.4139 | 1284.48 | 1.4252 |
| 313.15K | | | | |
| 0.0000 | 787.5 | 1.3786 | 1154.73 | 1.3768 |
| 0.1000 | 803.3 | 1.4258 | 1184.52 | 1.3896 |

| | | | | |
|--------|-------|---------|---------|--------|
| 0.2000 | 815.1 | 1.5010 | 1203.72 | 1.3982 |
| 0.3000 | 821.7 | 1.5826 | 1218.59 | 1.4043 |
| 0.4000 | 828.9 | 1.6635 | 1228.12 | 1.4088 |
| 0.5000 | 832.0 | 1.7432 | 1237.70 | 1.4124 |
| 0.6000 | 837.1 | 1.8232 | 1244.02 | 1.4154 |
| 0.7000 | 839.0 | 1.9043 | 1251.45 | 1.4179 |
| 0.8000 | 842.6 | 1.9875 | 1256.57 | 1.4200 |
| 0.9000 | 844.2 | 2.0780 | 1262.11 | 1.4217 |
| 1.0000 | 846.5 | 2.1905 | 1266.49 | 1.4231 |
| | | 318.15K | | |
| 0.0000 | 783.3 | 1.2337 | 1137.89 | 1.3747 |
| 0.1000 | 799.1 | 1.2857 | 1167.16 | 1.3874 |
| 0.2000 | 811.1 | 1.3587 | 1186.00 | 1.3960 |
| 0.3000 | 817.6 | 1.4353 | 1200.83 | 1.4021 |
| 0.4000 | 824.9 | 1.5104 | 1210.20 | 1.4066 |
| 0.5000 | 827.9 | 1.5842 | 1219.84 | 1.4103 |
| 0.6000 | 833.1 | 1.6584 | 1226.06 | 1.4132 |
| 0.7000 | 835.0 | 1.7336 | 1233.56 | 1.4158 |
| 0.8000 | 838.6 | 1.8106 | 1238.61 | 1.4179 |
| 0.9000 | 840.3 | 1.8935 | 1244.21 | 1.4195 |
| 1.0000 | 842.6 | 1.9948 | 1248.62 | 1.4210 |
| | | 323.15K | | |
| 0.0000 | 779.1 | 1.1118 | 1121.08 | 1.3726 |
| 0.1000 | 794.8 | 1.1679 | 1149.87 | 1.3852 |
| 0.2000 | 807.0 | 1.2388 | 1168.36 | 1.3938 |
| 0.3000 | 813.4 | 1.3110 | 1183.15 | 1.3999 |
| 0.4000 | 820.9 | 1.3812 | 1192.36 | 1.4044 |
| 0.5000 | 823.8 | 1.4499 | 1202.07 | 1.4081 |
| 0.6000 | 829.2 | 1.5187 | 1208.21 | 1.4111 |
| 0.7000 | 830.9 | 1.5884 | 1215.79 | 1.4137 |
| 0.8000 | 834.7 | 1.6595 | 1220.81 | 1.4157 |
| 0.9000 | 836.3 | 1.7354 | 1226.46 | 1.4174 |
| 1.0000 | 838.7 | 1.8266 | 1230.94 | 1.4189 |
| | | 328.15K | | |
| 0.0000 | 774.8 | 1.0045 | 1104.30 | 1.3704 |
| 0.1000 | 790.5 | 1.0638 | 1132.59 | 1.3830 |
| 0.2000 | 802.9 | 1.1329 | 1150.74 | 1.3916 |
| 0.3000 | 809.2 | 1.2011 | 1165.52 | 1.3977 |
| 0.4000 | 816.9 | 1.2667 | 1174.58 | 1.4023 |
| 0.5000 | 819.6 | 1.3311 | 1184.39 | 1.4058 |
| 0.6000 | 825.2 | 1.3958 | 1190.46 | 1.4090 |
| 0.7000 | 826.9 | 1.4614 | 1198.14 | 1.4116 |
| 0.8000 | 830.8 | 1.5276 | 1203.13 | 1.4136 |
| 0.9000 | 832.4 | 1.5972 | 1208.85 | 1.4153 |
| 1.0000 | 834.7 | 1.6800 | 1213.41 | 1.4168 |
| | | 333.15K | | |
| 0.0000 | 770.5 | 0.9109 | 1087.48 | 1.3682 |
| 0.1000 | 786.2 | 0.9730 | 1115.35 | 1.3808 |
| 0.2000 | 798.7 | 1.0408 | 1133.18 | 1.3894 |
| 0.3000 | 804.9 | 1.1049 | 1147.96 | 1.3956 |
| 0.4000 | 812.8 | 1.1654 | 1156.88 | 1.4001 |
| 0.5000 | 815.5 | 1.2251 | 1166.80 | 1.4037 |
| 0.6000 | 821.2 | 1.2858 | 1172.80 | 1.4069 |
| 0.7000 | 822.8 | 1.3477 | 1180.60 | 1.4094 |
| 0.8000 | 826.8 | 1.4096 | 1185.57 | 1.4115 |
| 0.9000 | 828.4 | 1.4733 | 1191.38 | 1.4132 |
| 1.0000 | 830.8 | 1.5490 | 1196.05 | 1.4147 |
| | | 338.15K | | |

| | | | | |
|----------------------------------|-------|---------|---------|--------|
| 0.0000 | 766.0 | 0.8241 | 1070.64 | 1.3660 |
| 0.1000 | 781.8 | 0.8897 | 1098.09 | 1.3785 |
| 0.2000 | 794.5 | 0.9567 | 1115.62 | 1.3871 |
| 0.3000 | 800.6 | 1.0179 | 1130.45 | 1.3933 |
| 0.4000 | 808.7 | 1.0748 | 1139.24 | 1.3980 |
| 0.5000 | 811.3 | 1.1311 | 1149.30 | 1.4014 |
| 0.6000 | 817.2 | 1.1890 | 1155.25 | 1.4047 |
| 0.7000 | 818.7 | 1.2483 | 1163.18 | 1.4073 |
| 0.8000 | 822.9 | 1.3071 | 1168.16 | 1.4093 |
| 0.9000 | 824.4 | 1.3665 | 1174.08 | 1.4110 |
| 1.0000 | 826.9 | 1.4364 | 1178.87 | 1.4126 |
| | | 343.15K | | |
| 0.0000 | 761.5 | 0.7468 | 1053.84 | 1.3635 |
| 0.1000 | 777.3 | 0.8165 | 1080.82 | 1.3761 |
| 0.2000 | 790.3 | 0.8827 | 1098.13 | 1.3847 |
| 0.3000 | 796.2 | 0.9401 | 1113.07 | 1.3909 |
| 0.4000 | 804.6 | 0.9925 | 1121.77 | 1.3956 |
| 0.5000 | 807.0 | 1.0454 | 1131.96 | 1.3992 |
| 0.6000 | 813.2 | 1.1012 | 1137.86 | 1.4025 |
| 0.7000 | 814.6 | 1.1588 | 1145.94 | 1.4051 |
| 0.8000 | 818.9 | 1.2148 | 1150.95 | 1.4072 |
| 0.9000 | 820.5 | 1.2695 | 1156.99 | 1.4090 |
| 1.0000 | 823.0 | 1.3347 | 1161.91 | 1.4105 |
| ethyl oleate (1) + 1-butanol (2) | | | | |
| | | 293.15K | | |
| 0.0000 | 809.8 | 2.8682 | 1256.59 | 1.3999 |
| 0.1000 | 827.3 | 3.1874 | 1297.40 | 1.4148 |
| 0.2000 | 838.5 | 3.5576 | 1322.50 | 1.4243 |
| 0.3000 | 846.1 | 3.9462 | 1339.91 | 1.4311 |
| 0.4000 | 851.9 | 4.3148 | 1352.91 | 1.4359 |
| 0.5000 | 856.3 | 4.6800 | 1363.16 | 1.4396 |
| 0.6000 | 859.8 | 5.0244 | 1371.46 | 1.4425 |
| 0.7000 | 862.6 | 5.3579 | 1378.61 | 1.4451 |
| 0.8000 | 865.0 | 5.6815 | 1384.65 | 1.4466 |
| 0.9000 | 867.1 | 6.011 | 1389.98 | 1.4486 |
| 1.0000 | 868.9 | 6.4135 | 1394.21 | 1.4494 |
| | | 298.15K | | |
| 0.0000 | 806.0 | 2.5306 | 1239.62 | 1.3979 |
| 0.1000 | 823.5 | 2.8177 | 1280.02 | 1.4127 |
| 0.2000 | 834.7 | 3.1431 | 1304.90 | 1.4222 |
| 0.3000 | 842.3 | 3.4811 | 1322.19 | 1.4290 |
| 0.4000 | 848.1 | 3.8075 | 1335.11 | 1.4338 |
| 0.5000 | 852.5 | 4.1306 | 1345.31 | 1.4376 |
| 0.6000 | 856.0 | 4.4366 | 1353.61 | 1.4405 |
| 0.7000 | 858.9 | 4.7324 | 1360.74 | 1.4431 |
| 0.8000 | 861.3 | 5.0129 | 1366.72 | 1.4445 |
| 0.9000 | 863.4 | 5.3098 | 1371.98 | 1.4466 |
| 1.0000 | 865.3 | 5.6534 | 1376.24 | 1.4474 |
| | | 303.15K | | |
| 0.0000 | 802.1 | 2.2321 | 1222.76 | 1.3959 |
| 0.1000 | 819.6 | 2.4907 | 1262.75 | 1.4107 |
| 0.2000 | 830.8 | 2.7824 | 1287.42 | 1.4201 |
| 0.3000 | 838.5 | 3.0798 | 1304.60 | 1.4269 |
| 0.4000 | 844.3 | 3.3708 | 1317.46 | 1.4317 |
| 0.5000 | 848.7 | 3.6492 | 1327.64 | 1.4355 |
| 0.6000 | 852.3 | 3.9179 | 1335.91 | 1.4384 |
| 0.7000 | 855.2 | 4.1754 | 1343.00 | 1.4410 |
| 0.8000 | 857.6 | 4.4192 | 1348.96 | 1.4424 |

| | | | | |
|--------|-------|---------|-----------|--------|
| 0.9000 | 859.7 | 4.6777 | 1354.19 | 1.4445 |
| 1.0000 | 861.6 | 4.9859 | 1358.43 | 1.4454 |
| | | 308.15K | | |
| 0.0000 | 798.3 | 1.9745 | 1206.02 | 1.3938 |
| 0.1000 | 815.7 | 2.2169 | 1245.58 | 1.4086 |
| 0.2000 | 826.9 | 2.4802 | 1270.06 | 1.4182 |
| 0.3000 | 834.7 | 2.7455 | 1287.14 | 1.4249 |
| 0.4000 | 840.5 | 3.0015 | 1299.93 | 1.4296 |
| 0.5000 | 845.0 | 3.2498 | 1310.10 | 1.4334 |
| 0.6000 | 848.5 | 3.4864 | 1318.34 | 1.4363 |
| 0.7000 | 851.4 | 3.7131 | 1325.42 | 1.4389 |
| 0.8000 | 853.9 | 3.931 | 1331.36 | 1.4403 |
| 0.9000 | 856.1 | 4.1601 | 1336.56 | 1.4425 |
| 1.0000 | 858.0 | 4.4244 | 1340.81 | 1.4433 |
| | | 313.15K | | |
| 0.0000 | 794.3 | 1.7579 | 1189.36 | 1.3918 |
| 0.1000 | 811.8 | 1.9828 | 1228.50 | 1.4065 |
| 0.2000 | 823.1 | 2.2227 | 1252.80 | 1.4161 |
| 0.3000 | 830.8 | 2.4597 | 1269.80 | 1.4228 |
| 0.4000 | 836.7 | 2.6826 | 1282.55 | 1.4275 |
| 0.5000 | 841.2 | 2.8974 | 1292.68 | 1.4313 |
| 0.6000 | 844.8 | 3.1031 | 1300.92 | 1.4342 |
| 0.7000 | 847.7 | 3.2999 | 1307.98 | 1.4368 |
| 0.8000 | 850.2 | 3.49 | 1313.92 | 1.4383 |
| 0.9000 | 852.4 | 3.6908 | 1319.06 | 1.4404 |
| 1.0000 | 854.4 | 3.9185 | 1323.34 | 1.4414 |
| | | 318.15K | | |
| 0.0000 | 790.4 | 1.5634 | 1172.77 | 1.3897 |
| 0.1000 | 807.9 | 1.7761 | 1211.51 | 1.4044 |
| 0.2000 | 819.2 | 1.9980 | 1235.62 | 1.4140 |
| 0.3000 | 827.0 | 2.2140 | 1252.56 | 1.4206 |
| 0.4000 | 832.8 | 2.4213 | 1265.28 | 1.4254 |
| 0.5000 | 837.4 | 2.6203 | 1275.38 | 1.4292 |
| 0.6000 | 841.0 | 2.8097 | 1283.61 | 1.4321 |
| 0.7000 | 844.0 | 2.9908 | 1290.68 | 1.4348 |
| 0.8000 | 846.6 | 3.1649 | 1296.58 | 1.4362 |
| 0.9000 | 848.8 | 3.3495 | 1301.71 | 1.4384 |
| 1.0000 | 850.8 | 3.5541 | 1306.04 | 1.4395 |
| | | 323.15K | | |
| 0.0000 | 786.4 | 1.3990 | 1156.2200 | 1.3876 |
| 0.1000 | 803.9 | 1.6001 | 1194.5800 | 1.4022 |
| 0.2000 | 815.2 | 1.8056 | 1218.5400 | 1.4119 |
| 0.3000 | 823.1 | 2.0024 | 1235.4100 | 1.4185 |
| 0.4000 | 829.0 | 2.1919 | 1248.1000 | 1.4233 |
| 0.5000 | 833.6 | 2.3714 | 1258.2100 | 1.4271 |
| 0.6000 | 837.3 | 2.5433 | 1266.4600 | 1.4300 |
| 0.7000 | 840.3 | 2.7073 | 1273.5000 | 1.4327 |
| 0.8000 | 842.9 | 2.8649 | 1279.3900 | 1.4341 |
| 0.9000 | 845.1 | 3.0320 | 1284.5300 | 1.4364 |
| 1.0000 | 847.2 | 3.2140 | 1288.9100 | 1.4375 |
| | | 328.15K | | |
| 0.0000 | 782.4 | 1.2559 | 1139.6800 | 1.3855 |
| 0.1000 | 799.9 | 1.4469 | 1177.6900 | 1.4000 |
| 0.2000 | 811.3 | 1.6383 | 1201.5200 | 1.4098 |
| 0.3000 | 819.2 | 1.8194 | 1218.3600 | 1.4164 |
| 0.4000 | 825.2 | 1.9922 | 1231.0300 | 1.4211 |
| 0.5000 | 829.8 | 2.1568 | 1241.1600 | 1.4250 |
| 0.6000 | 833.5 | 2.3130 | 1249.4000 | 1.4279 |

| | | | | |
|-----------------------------------|--------|---------|-----------|--------|
| 0.7000 | 836.5 | 2.4628 | 1256.4400 | 1.4306 |
| 0.8000 | 839.2 | 2.6065 | 1262.3500 | 1.4321 |
| 0.9000 | 841.5 | 2.7527 | 1267.5000 | 1.4344 |
| 1.0000 | 843.6 | 2.9215 | 1271.9400 | 1.4355 |
| | | 333.15K | | |
| 0.0000 | 778.3 | 1.1311 | 1123.1600 | 1.3833 |
| 0.1000 | 795.9 | 1.3123 | 1160.8500 | 1.3979 |
| 0.2000 | 807.3 | 1.4902 | 1184.5600 | 1.4076 |
| 0.3000 | 815.3 | 1.6574 | 1201.4000 | 1.4142 |
| 0.4000 | 821.3 | 1.8119 | 1214.0600 | 1.4190 |
| 0.5000 | 826.0 | 1.9585 | 1224.2100 | 1.4228 |
| 0.6000 | 829.7 | 2.0978 | 1232.4600 | 1.4258 |
| 0.7000 | 832.8 | 2.2321 | 1239.5300 | 1.4286 |
| 0.8000 | 835.5 | 2.3620 | 1245.4500 | 1.4301 |
| 0.9000 | 837.9 | 2.4980 | 1250.6100 | 1.4324 |
| 1.0000 | 840.0 | 2.6432 | 1255.1500 | 1.4335 |
| | | 338.15K | | |
| 0.0000 | 774.2 | 1.0213 | 1106.6300 | 1.3810 |
| 0.1000 | 791.8 | 1.1952 | 1144.0600 | 1.3957 |
| 0.2000 | 803.3 | 1.3633 | 1167.6600 | 1.4054 |
| 0.3000 | 811.3 | 1.5190 | 1184.5300 | 1.4120 |
| 0.4000 | 817.4 | 1.6664 | 1197.2200 | 1.4169 |
| 0.5000 | 822.1 | 1.8061 | 1207.3900 | 1.4207 |
| 0.6000 | 826.0 | 1.9381 | 1215.6700 | 1.4237 |
| 0.7000 | 829.1 | 2.0649 | 1222.7600 | 1.4265 |
| 0.8000 | 831.8 | 2.1871 | 1228.7000 | 1.4281 |
| 0.9000 | 834.2 | 2.3140 | 1233.9100 | 1.4304 |
| 1.0000 | 836.4 | 2.4476 | 1238.5600 | 1.4315 |
| | | 343.15K | | |
| 0.0000 | 769.9 | 0.9250 | 1090.14 | 1.3788 |
| 0.1000 | 787.7 | 1.0910 | 1127.37 | 1.3934 |
| 0.2000 | 799.3 | 1.2494 | 1150.86 | 1.4031 |
| 0.3000 | 807.4 | 1.395 | 1167.82 | 1.4099 |
| 0.4000 | 813.5 | 1.5322 | 1180.57 | 1.4148 |
| 0.5000 | 818.3 | 1.6616 | 1190.76 | 1.4187 |
| 0.6000 | 822.2 | 1.7841 | 1199.06 | 1.4217 |
| 0.7000 | 825.4 | 1.9018 | 1206.21 | 1.4245 |
| 0.8000 | 828.2 | 2.015 | 1212.18 | 1.4263 |
| 0.9000 | 830.6 | 2.132 | 1217.47 | 1.4285 |
| 1.0000 | 832.8 | 2.2541 | 1222.46 | 1.4296 |
| ethyl oleate (1) + 1-propanol (2) | | | | |
| | | 293.15K | | |
| 0.0000 | 803.95 | 2.1470 | 1222.99 | 1.3852 |
| 0.1000 | 826.05 | 2.7485 | 1278.95 | 1.4080 |
| 0.2000 | 838.72 | 3.2988 | 1312.39 | 1.4205 |
| 0.3000 | 846.96 | 3.7996 | 1333.75 | 1.4287 |
| 0.4000 | 852.82 | 4.2384 | 1349.20 | 1.4346 |
| 0.5000 | 857.13 | 4.6430 | 1360.65 | 1.4388 |
| 0.6000 | 860.50 | 5.0155 | 1370.01 | 1.4422 |
| 0.7000 | 863.20 | 5.3679 | 1377.62 | 1.4448 |
| 0.8000 | 865.42 | 5.6952 | 1384.07 | 1.4468 |
| 0.9000 | 867.29 | 6.0277 | 1389.77 | 1.4484 |
| 1.0000 | 868.91 | 6.4135 | 1394.21 | 1.4494 |
| | | 298.15K | | |
| 0.0000 | 799.93 | 1.9262 | 1205.74 | 1.3831 |
| 0.1000 | 822.08 | 2.4550 | 1261.31 | 1.4058 |
| 0.2000 | 834.80 | 2.9299 | 1294.59 | 1.4184 |
| 0.3000 | 843.08 | 3.3575 | 1315.86 | 1.4267 |

| | | | | |
|--------|--------|---------|---------|--------|
| 0.4000 | 848.98 | 3.7422 | 1331.25 | 1.4325 |
| 0.5000 | 853.33 | 4.1021 | 1342.67 | 1.4367 |
| 0.6000 | 856.73 | 4.4273 | 1352.05 | 1.4401 |
| 0.7000 | 859.46 | 4.7358 | 1359.65 | 1.4427 |
| 0.8000 | 861.71 | 5.0279 | 1366.09 | 1.4448 |
| 0.9000 | 863.62 | 5.3178 | 1371.76 | 1.4464 |
| 1.0000 | 865.27 | 5.6534 | 1376.24 | 1.4474 |
| | | 303.15K | | |
| 0.0000 | 795.89 | 1.7164 | 1188.64 | 1.3810 |
| 0.1000 | 818.09 | 2.1859 | 1243.85 | 1.4037 |
| 0.2000 | 830.87 | 2.6028 | 1276.92 | 1.4163 |
| 0.3000 | 839.19 | 2.9796 | 1298.07 | 1.4246 |
| 0.4000 | 845.14 | 3.3118 | 1313.44 | 1.4305 |
| 0.5000 | 849.52 | 3.6289 | 1324.84 | 1.4347 |
| 0.6000 | 852.96 | 3.9155 | 1334.22 | 1.4381 |
| 0.7000 | 855.72 | 4.1828 | 1341.83 | 1.4406 |
| 0.8000 | 858.01 | 4.4354 | 1348.26 | 1.4427 |
| 0.9000 | 859.95 | 4.6933 | 1353.93 | 1.4444 |
| 1.0000 | 861.63 | 4.9859 | 1358.43 | 1.4454 |
| | | 308.15K | | |
| 0.0000 | 791.82 | 1.5325 | 1171.64 | 1.3789 |
| 0.1000 | 814.08 | 1.9550 | 1226.45 | 1.4016 |
| 0.2000 | 826.92 | 2.3244 | 1259.36 | 1.4142 |
| 0.3000 | 835.29 | 2.6573 | 1280.44 | 1.4225 |
| 0.4000 | 841.28 | 2.9557 | 1295.74 | 1.4284 |
| 0.5000 | 845.71 | 3.2304 | 1307.15 | 1.4326 |
| 0.6000 | 849.18 | 3.4821 | 1316.54 | 1.4360 |
| 0.7000 | 851.98 | 3.7193 | 1324.16 | 1.4386 |
| 0.8000 | 854.30 | 3.9402 | 1330.60 | 1.4407 |
| 0.9000 | 856.28 | 4.1671 | 1336.28 | 1.4423 |
| 1.0000 | 858.01 | 4.4244 | 1340.81 | 1.4433 |
| | | 313.15K | | |
| 0.0000 | 787.71 | 1.3786 | 1154.73 | 1.3768 |
| 0.1000 | 810.04 | 1.7605 | 1209.16 | 1.3994 |
| 0.2000 | 822.94 | 2.0895 | 1241.90 | 1.4121 |
| 0.3000 | 831.37 | 2.3841 | 1262.92 | 1.4204 |
| 0.4000 | 837.41 | 2.6451 | 1278.17 | 1.4262 |
| 0.5000 | 841.89 | 2.8816 | 1289.60 | 1.4305 |
| 0.6000 | 845.40 | 3.1001 | 1298.98 | 1.4339 |
| 0.7000 | 848.24 | 3.3052 | 1306.62 | 1.4365 |
| 0.8000 | 850.61 | 3.4970 | 1313.09 | 1.4386 |
| 0.9000 | 852.62 | 3.6974 | 1318.76 | 1.4403 |
| 1.0000 | 854.39 | 3.9185 | 1323.34 | 1.4414 |
| | | 318.15K | | |
| 0.0000 | 783.56 | 1.2337 | 1137.89 | 1.3747 |
| 0.1000 | 805.97 | 1.5837 | 1191.92 | 1.3973 |
| 0.2000 | 818.94 | 1.8821 | 1224.51 | 1.4099 |
| 0.3000 | 827.44 | 2.1474 | 1245.48 | 1.4183 |
| 0.4000 | 833.53 | 2.3881 | 1260.71 | 1.4241 |
| 0.5000 | 838.06 | 2.6060 | 1272.14 | 1.4284 |
| 0.6000 | 841.62 | 2.8083 | 1281.56 | 1.4318 |
| 0.7000 | 844.50 | 2.9960 | 1289.23 | 1.4344 |
| 0.8000 | 846.91 | 3.1715 | 1295.68 | 1.4366 |
| 0.9000 | 848.97 | 3.3540 | 1301.38 | 1.4382 |
| 1.0000 | 850.78 | 3.5541 | 1306.04 | 1.4395 |
| | | 323.15K | | |
| 0.0000 | 779.36 | 1.1118 | 1121.08 | 1.3726 |
| 0.1000 | 801.87 | 1.4333 | 1174.78 | 1.3952 |

| | | | | |
|--------|--------|---------|---------|--------|
| 0.2000 | 814.91 | 1.7044 | 1207.21 | 1.4078 |
| 0.3000 | 823.48 | 1.9445 | 1228.11 | 1.4161 |
| 0.4000 | 829.63 | 2.1635 | 1243.35 | 1.4220 |
| 0.5000 | 834.21 | 2.3599 | 1254.80 | 1.4263 |
| 0.6000 | 837.83 | 2.5420 | 1264.25 | 1.4297 |
| 0.7000 | 840.76 | 2.7117 | 1271.95 | 1.4323 |
| 0.8000 | 843.22 | 2.8707 | 1278.43 | 1.4345 |
| 0.9000 | 845.32 | 3.0362 | 1284.17 | 1.4362 |
| 1.0000 | 847.17 | 3.2140 | 1288.91 | 1.4375 |
| | | 328.15K | | |
| 0.0000 | 775.10 | 1.0045 | 1104.30 | 1.3704 |
| 0.1000 | 797.72 | 1.3012 | 1157.67 | 1.3930 |
| 0.2000 | 810.86 | 1.5498 | 1189.96 | 1.4057 |
| 0.3000 | 819.50 | 1.7681 | 1210.84 | 1.4139 |
| 0.4000 | 825.72 | 1.9687 | 1226.08 | 1.4199 |
| 0.5000 | 830.37 | 2.1460 | 1237.58 | 1.4242 |
| 0.6000 | 834.04 | 2.3121 | 1247.06 | 1.4276 |
| 0.7000 | 837.01 | 2.4668 | 1254.79 | 1.4303 |
| 0.8000 | 839.52 | 2.6118 | 1261.32 | 1.4325 |
| 0.9000 | 841.67 | 2.7621 | 1267.11 | 1.4341 |
| 1.0000 | 843.58 | 2.9215 | 1271.94 | 1.4355 |
| | | 333.15K | | |
| 0.0000 | 770.78 | 0.9109 | 1087.48 | 1.3682 |
| 0.1000 | 793.52 | 1.1848 | 1140.56 | 1.3907 |
| 0.2000 | 806.76 | 1.4131 | 1172.77 | 1.4035 |
| 0.3000 | 815.49 | 1.6114 | 1193.63 | 1.4118 |
| 0.4000 | 821.79 | 1.7922 | 1208.89 | 1.4178 |
| 0.5000 | 826.50 | 1.9485 | 1220.46 | 1.4220 |
| 0.6000 | 830.24 | 2.0980 | 1229.97 | 1.4255 |
| 0.7000 | 833.26 | 2.2358 | 1237.75 | 1.4282 |
| 0.8000 | 835.83 | 2.3660 | 1244.35 | 1.4304 |
| 0.9000 | 838.03 | 2.5020 | 1250.18 | 1.4321 |
| 1.0000 | 839.98 | 2.6432 | 1255.15 | 1.4335 |
| | | 338.15K | | |
| 0.0000 | 766.40 | 0.8241 | 1070.64 | 1.3660 |
| 0.1000 | 789.27 | 1.0801 | 1123.45 | 1.3884 |
| 0.2000 | 802.63 | 1.2939 | 1155.60 | 1.4013 |
| 0.3000 | 811.45 | 1.4768 | 1176.49 | 1.4096 |
| 0.4000 | 817.84 | 1.6486 | 1191.80 | 1.4156 |
| 0.5000 | 822.62 | 1.7955 | 1203.46 | 1.4199 |
| 0.6000 | 826.42 | 1.9380 | 1213.01 | 1.4234 |
| 0.7000 | 829.51 | 2.0686 | 1220.86 | 1.4261 |
| 0.8000 | 832.14 | 2.1910 | 1227.53 | 1.4284 |
| 0.9000 | 834.39 | 2.3174 | 1233.42 | 1.4301 |
| 1.0000 | 836.39 | 2.4476 | 1238.56 | 1.4315 |
| | | 343.15K | | |
| 0.0000 | 761.93 | 0.7468 | 1053.84 | 1.3635 |
| 0.1000 | 784.97 | 0.9873 | 1106.35 | 1.3861 |
| 0.2000 | 798.46 | 1.1854 | 1138.50 | 1.3991 |
| 0.3000 | 807.39 | 1.3541 | 1159.45 | 1.4074 |
| 0.4000 | 813.87 | 1.5154 | 1174.87 | 1.4134 |
| 0.5000 | 818.73 | 1.6499 | 1186.63 | 1.4178 |
| 0.6000 | 822.60 | 1.7839 | 1196.23 | 1.4213 |
| 0.7000 | 825.76 | 1.9051 | 1204.15 | 1.4241 |
| 0.8000 | 828.45 | 2.0183 | 1210.93 | 1.4264 |
| 0.9000 | 830.76 | 2.1353 | 1216.89 | 1.4281 |
| 1.0000 | 832.81 | 2.2541 | 1222.46 | 1.4296 |

ethyl oleate (1) + *n*-hexadecane (2)

| | | | | |
|--------|-------|---------|---------|--------|
| | | 293.15K | | |
| 0.0000 | 773.4 | 3.4079 | 1357.37 | 1.4340 |
| 0.1000 | 784.4 | 3.5950 | 1359.46 | 1.4361 |
| 0.2000 | 795.1 | 3.8045 | 1362.05 | 1.4378 |
| 0.3000 | 805.5 | 4.0563 | 1365.10 | 1.4394 |
| 0.4000 | 815.5 | 4.3364 | 1368.53 | 1.4410 |
| 0.5000 | 825.1 | 4.6425 | 1372.34 | 1.4426 |
| 0.6000 | 834.5 | 4.9644 | 1376.42 | 1.4442 |
| 0.7000 | 843.5 | 5.3085 | 1380.76 | 1.4456 |
| 0.8000 | 852.3 | 5.6711 | 1385.20 | 1.4469 |
| 0.9000 | 860.7 | 6.0323 | 1389.65 | 1.4482 |
| 1.0000 | 868.9 | 6.4135 | 1394.21 | 1.4494 |
| | | 298.15K | | |
| 0.0000 | 769.9 | 3.0355 | 1338.49 | 1.4318 |
| 0.1000 | 780.9 | 3.1946 | 1340.74 | 1.4340 |
| 0.2000 | 791.6 | 3.3819 | 1343.46 | 1.4357 |
| 0.3000 | 802.0 | 3.5986 | 1346.62 | 1.4374 |
| 0.4000 | 811.9 | 3.8489 | 1350.16 | 1.4390 |
| 0.5000 | 821.6 | 4.1198 | 1354.07 | 1.4405 |
| 0.6000 | 831.0 | 4.4054 | 1358.23 | 1.4421 |
| 0.7000 | 840.0 | 4.7044 | 1362.62 | 1.4436 |
| 0.8000 | 848.7 | 5.0190 | 1367.10 | 1.4449 |
| 0.9000 | 857.1 | 5.3353 | 1371.60 | 1.4461 |
| 1.0000 | 865.3 | 5.6534 | 1376.24 | 1.4474 |
| | | 303.15K | | |
| 0.0000 | 766.4 | 2.7084 | 1319.81 | 1.4296 |
| 0.1000 | 777.4 | 2.8519 | 1322.21 | 1.4318 |
| 0.2000 | 788.1 | 3.0094 | 1325.07 | 1.4336 |
| 0.3000 | 798.4 | 3.1995 | 1328.35 | 1.4353 |
| 0.4000 | 808.4 | 3.4224 | 1331.99 | 1.4369 |
| 0.5000 | 818.0 | 3.6569 | 1335.97 | 1.4385 |
| 0.6000 | 827.4 | 3.9060 | 1340.20 | 1.4401 |
| 0.7000 | 836.4 | 4.1625 | 1344.65 | 1.4415 |
| 0.8000 | 845.1 | 4.4335 | 1349.20 | 1.4428 |
| 0.9000 | 853.5 | 4.7084 | 1353.75 | 1.4441 |
| 1.0000 | 861.6 | 4.9859 | 1358.43 | 1.4454 |
| | | 308.15K | | |
| 0.0000 | 762.9 | 2.4319 | 1301.34 | 1.4275 |
| 0.1000 | 774.0 | 2.5602 | 1303.89 | 1.4297 |
| 0.2000 | 784.6 | 2.7046 | 1306.87 | 1.4315 |
| 0.3000 | 794.9 | 2.8734 | 1310.25 | 1.4332 |
| 0.4000 | 804.9 | 3.0651 | 1313.98 | 1.4348 |
| 0.5000 | 814.5 | 3.2686 | 1318.04 | 1.4364 |
| 0.6000 | 823.8 | 3.4853 | 1322.34 | 1.4380 |
| 0.7000 | 832.8 | 3.7101 | 1326.87 | 1.4394 |
| 0.8000 | 841.5 | 3.9455 | 1331.48 | 1.4408 |
| 0.9000 | 849.9 | 4.1852 | 1336.08 | 1.4421 |
| 1.0000 | 858.0 | 4.4244 | 1340.81 | 1.4433 |
| | | 313.15K | | |
| 0.0000 | 759.5 | 2.1994 | 1283.07 | 1.4254 |
| 0.1000 | 770.5 | 2.3138 | 1285.74 | 1.4276 |
| 0.2000 | 781.1 | 2.4433 | 1288.84 | 1.4294 |
| 0.3000 | 791.4 | 2.5887 | 1292.32 | 1.4311 |
| 0.4000 | 801.3 | 2.7547 | 1296.13 | 1.4327 |
| 0.5000 | 810.9 | 2.9277 | 1300.28 | 1.4343 |
| 0.6000 | 820.3 | 3.1132 | 1304.66 | 1.4359 |
| 0.7000 | 829.2 | 3.3056 | 1309.26 | 1.4373 |
| 0.8000 | 837.9 | 3.5080 | 1313.93 | 1.4387 |

| | | | | |
|--------|-------|---------|---------|--------|
| 0.9000 | 846.3 | 3.7149 | 1318.57 | 1.4400 |
| 1.0000 | 854.4 | 3.9185 | 1323.34 | 1.4414 |
| | | 318.15K | | |
| 0.0000 | 756.1 | 1.9964 | 1264.98 | 1.4233 |
| 0.1000 | 767.0 | 2.1002 | 1267.78 | 1.4255 |
| 0.2000 | 777.6 | 2.2174 | 1270.98 | 1.4273 |
| 0.3000 | 787.9 | 2.3510 | 1274.56 | 1.4290 |
| 0.4000 | 797.8 | 2.5035 | 1278.47 | 1.4307 |
| 0.5000 | 807.4 | 2.6618 | 1282.69 | 1.4323 |
| 0.6000 | 816.7 | 2.8304 | 1287.14 | 1.4338 |
| 0.7000 | 825.6 | 3.0039 | 1291.79 | 1.4352 |
| 0.8000 | 834.3 | 3.1862 | 1296.51 | 1.4367 |
| 0.9000 | 842.7 | 3.3722 | 1301.21 | 1.4380 |
| 1.0000 | 850.8 | 3.5541 | 1306.04 | 1.4395 |
| | | 323.15K | | |
| 0.0000 | 752.6 | 1.8226 | 1247.06 | 1.4211 |
| 0.1000 | 763.6 | 1.9169 | 1249.98 | 1.4234 |
| 0.2000 | 774.2 | 2.0231 | 1253.29 | 1.4252 |
| 0.3000 | 784.4 | 2.1435 | 1256.96 | 1.4269 |
| 0.4000 | 794.3 | 2.2796 | 1260.96 | 1.4286 |
| 0.5000 | 803.9 | 2.4207 | 1265.27 | 1.4302 |
| 0.6000 | 813.2 | 2.5708 | 1269.78 | 1.4318 |
| 0.7000 | 822.1 | 2.7231 | 1274.49 | 1.4332 |
| 0.8000 | 830.7 | 2.8871 | 1279.27 | 1.4346 |
| 0.9000 | 839.1 | 3.0527 | 1284.02 | 1.4360 |
| 1.0000 | 847.2 | 3.2140 | 1288.91 | 1.4375 |
| | | 328.15K | | |
| 0.0000 | 749.2 | 1.6714 | 1229.32 | 1.4190 |
| 0.1000 | 760.1 | 1.7574 | 1232.35 | 1.4214 |
| 0.2000 | 770.7 | 1.8547 | 1235.77 | 1.4231 |
| 0.3000 | 780.9 | 1.9633 | 1239.54 | 1.4249 |
| 0.4000 | 790.8 | 2.0808 | 1243.62 | 1.4265 |
| 0.5000 | 800.4 | 2.2109 | 1247.99 | 1.4282 |
| 0.6000 | 809.6 | 2.3433 | 1252.57 | 1.4297 |
| 0.7000 | 818.5 | 2.4819 | 1257.36 | 1.4312 |
| 0.8000 | 827.1 | 2.6296 | 1262.21 | 1.4326 |
| 0.9000 | 835.5 | 2.7780 | 1267.05 | 1.4340 |
| 1.0000 | 843.6 | 2.9215 | 1271.94 | 1.4355 |
| | | 333.15K | | |
| 0.0000 | 745.7 | 1.5370 | 1211.77 | 1.4169 |
| 0.1000 | 756.7 | 1.6155 | 1214.89 | 1.4193 |
| 0.2000 | 767.2 | 1.7044 | 1218.43 | 1.4210 |
| 0.3000 | 777.4 | 1.7991 | 1222.29 | 1.4228 |
| 0.4000 | 787.3 | 1.9027 | 1226.44 | 1.4245 |
| 0.5000 | 796.8 | 2.0142 | 1230.89 | 1.4261 |
| 0.6000 | 806.1 | 2.1330 | 1235.55 | 1.4277 |
| 0.7000 | 815.0 | 2.2541 | 1240.41 | 1.4292 |
| 0.8000 | 823.6 | 2.3849 | 1245.30 | 1.4306 |
| 0.9000 | 831.9 | 2.5159 | 1250.16 | 1.4320 |
| 1.0000 | 840.0 | 2.6432 | 1255.15 | 1.4335 |
| | | 338.15K | | |
| 0.0000 | 742.3 | 1.4213 | 1194.43 | 1.4149 |
| 0.1000 | 753.2 | 1.4947 | 1197.66 | 1.4172 |
| 0.2000 | 763.8 | 1.5772 | 1201.27 | 1.4190 |
| 0.3000 | 774.0 | 1.6667 | 1205.22 | 1.4207 |
| 0.4000 | 783.8 | 1.7636 | 1209.44 | 1.4224 |
| 0.5000 | 793.3 | 1.8676 | 1213.96 | 1.4241 |
| 0.6000 | 802.5 | 1.9768 | 1218.72 | 1.4257 |

| | | | | |
|---|--------|---------|---------|--------|
| 0.7000 | 811.4 | 2.0889 | 1223.65 | 1.4272 |
| 0.8000 | 820.0 | 2.2086 | 1228.56 | 1.4286 |
| 0.9000 | 828.3 | 2.3295 | 1233.50 | 1.4300 |
| 1.0000 | 836.4 | 2.4476 | 1238.56 | 1.4315 |
| | | 343.15K | | |
| 0.0000 | 738.9 | 1.3164 | 1177.55 | 1.4129 |
| 0.1000 | 749.8 | 1.3855 | 1180.87 | 1.4151 |
| 0.2000 | 760.3 | 1.4617 | 1184.38 | 1.4170 |
| 0.3000 | 770.5 | 1.5435 | 1188.38 | 1.4187 |
| 0.4000 | 780.3 | 1.6320 | 1192.67 | 1.4204 |
| 0.5000 | 789.8 | 1.7267 | 1197.27 | 1.4221 |
| 0.6000 | 799.0 | 1.8255 | 1202.11 | 1.4238 |
| 0.7000 | 807.9 | 1.9287 | 1207.13 | 1.4254 |
| 0.8000 | 816.5 | 2.0349 | 1212.06 | 1.4267 |
| 0.9000 | 824.8 | 2.1434 | 1217.27 | 1.4281 |
| 1.0000 | 832.8 | 2.2541 | 1222.46 | 1.4296 |
| <i>n</i> -hexadecane (1) +1-butanol (2) | | | | |
| | | 293.15K | | |
| 0.0000 | 809.80 | 2.8682 | 1256.59 | 1.3999 |
| 0.1000 | 798.54 | 2.8558 | 1275.37 | 1.4078 |
| 0.2000 | 791.49 | 2.8746 | 1290.74 | 1.4139 |
| 0.3000 | 786.53 | 2.8739 | 1303.11 | 1.4184 |
| 0.4000 | 782.88 | 2.8539 | 1313.43 | 1.4220 |
| 0.5000 | 780.07 | 2.9004 | 1322.05 | 1.4250 |
| 0.6000 | 777.91 | 2.9350 | 1329.74 | 1.4274 |
| 0.7000 | 776.24 | 2.9981 | 1336.82 | 1.4295 |
| 0.8000 | 774.92 | 3.1088 | 1343.35 | 1.4315 |
| 0.9000 | 773.90 | 3.2041 | 1349.59 | 1.4329 |
| 1.0000 | 773.35 | 3.4079 | 1357.37 | 1.4340 |
| | | 298.15K | | |
| 0.0000 | 805.98 | 2.5306 | 1239.62 | 1.3979 |
| 0.1000 | 794.77 | 2.5196 | 1257.76 | 1.4057 |
| 0.2000 | 787.73 | 2.5412 | 1272.65 | 1.4118 |
| 0.3000 | 782.81 | 2.5429 | 1284.67 | 1.4162 |
| 0.4000 | 779.18 | 2.5354 | 1294.74 | 1.4199 |
| 0.5000 | 776.41 | 2.5779 | 1303.22 | 1.4228 |
| 0.6000 | 774.28 | 2.6156 | 1310.82 | 1.4252 |
| 0.7000 | 772.63 | 2.6752 | 1317.87 | 1.4274 |
| 0.8000 | 771.34 | 2.7699 | 1324.36 | 1.4293 |
| 0.9000 | 770.35 | 2.8524 | 1330.61 | 1.4307 |
| 1.0000 | 769.87 | 3.0355 | 1338.49 | 1.4318 |
| | | 303.15K | | |
| 0.0000 | 802.13 | 2.2321 | 1222.76 | 1.3959 |
| 0.1000 | 790.97 | 2.2192 | 1240.25 | 1.4036 |
| 0.2000 | 783.97 | 2.2439 | 1254.67 | 1.4096 |
| 0.3000 | 779.07 | 2.2462 | 1266.36 | 1.4141 |
| 0.4000 | 775.47 | 2.2492 | 1276.20 | 1.4177 |
| 0.5000 | 772.74 | 2.2944 | 1284.57 | 1.4206 |
| 0.6000 | 770.64 | 2.3322 | 1292.10 | 1.4231 |
| 0.7000 | 769.03 | 2.3871 | 1299.09 | 1.4252 |
| 0.8000 | 767.77 | 2.471 | 1305.57 | 1.4271 |
| 0.9000 | 766.82 | 2.5441 | 1311.82 | 1.4286 |
| 1.0000 | 766.40 | 2.7084 | 1319.81 | 1.4296 |
| | | 308.15K | | |
| 0.0000 | 798.25 | 1.9745 | 1206.02 | 1.3938 |
| 0.1000 | 787.14 | 1.9674 | 1222.84 | 1.4015 |
| 0.2000 | 780.17 | 1.9916 | 1236.79 | 1.4075 |
| 0.3000 | 775.31 | 2.0009 | 1248.17 | 1.4119 |

| | | | | |
|--------|--------|---------|---------|--------|
| 0.4000 | 771.75 | 2.0116 | 1257.82 | 1.4155 |
| 0.5000 | 769.05 | 2.0527 | 1266.07 | 1.4185 |
| 0.6000 | 766.99 | 2.0922 | 1273.53 | 1.4209 |
| 0.7000 | 765.42 | 2.1439 | 1280.51 | 1.4230 |
| 0.8000 | 764.19 | 2.2172 | 1286.97 | 1.4250 |
| 0.9000 | 763.28 | 2.2831 | 1293.24 | 1.4264 |
| 1.0000 | 762.95 | 2.4319 | 1301.34 | 1.4275 |
| | | 313.15K | | |
| 0.0000 | 794.35 | 1.7579 | 1189.36 | 1.3918 |
| 0.1000 | 783.27 | 1.7548 | 1205.51 | 1.3994 |
| 0.2000 | 776.34 | 1.7811 | 1219.00 | 1.4053 |
| 0.3000 | 771.52 | 1.7939 | 1230.08 | 1.4097 |
| 0.4000 | 768.01 | 1.8107 | 1239.56 | 1.4134 |
| 0.5000 | 765.35 | 1.8509 | 1247.71 | 1.4163 |
| 0.6000 | 763.33 | 1.8903 | 1255.14 | 1.4187 |
| 0.7000 | 761.80 | 1.9388 | 1262.08 | 1.4208 |
| 0.8000 | 760.61 | 2.0041 | 1268.53 | 1.4228 |
| 0.9000 | 759.74 | 2.0641 | 1274.86 | 1.4242 |
| 1.0000 | 759.49 | 2.1994 | 1283.07 | 1.4254 |
| | | 318.15K | | |
| 0.0000 | 790.41 | 1.5634 | 1172.77 | 1.3897 |
| 0.1000 | 779.38 | 1.5642 | 1188.23 | 1.3973 |
| 0.2000 | 772.49 | 1.5931 | 1201.29 | 1.4031 |
| 0.3000 | 767.71 | 1.6129 | 1212.09 | 1.4075 |
| 0.4000 | 764.24 | 1.6309 | 1221.41 | 1.4111 |
| 0.5000 | 761.63 | 1.6701 | 1229.48 | 1.4141 |
| 0.6000 | 759.66 | 1.7089 | 1236.88 | 1.4165 |
| 0.7000 | 758.17 | 1.7556 | 1243.81 | 1.4186 |
| 0.8000 | 757.02 | 1.8150 | 1250.26 | 1.4206 |
| 0.9000 | 756.20 | 1.8708 | 1256.65 | 1.4221 |
| 1.0000 | 756.05 | 1.9964 | 1264.98 | 1.4233 |
| | | 323.15K | | |
| 0.0000 | 786.42 | 1.3990 | 1156.22 | 1.3876 |
| 0.1000 | 775.44 | 1.4039 | 1171.01 | 1.3951 |
| 0.2000 | 768.59 | 1.4347 | 1183.64 | 1.4009 |
| 0.3000 | 763.86 | 1.4519 | 1194.2 | 1.4053 |
| 0.4000 | 760.45 | 1.4790 | 1203.37 | 1.4089 |
| 0.5000 | 757.89 | 1.5171 | 1211.39 | 1.4119 |
| 0.6000 | 755.97 | 1.5562 | 1218.77 | 1.4143 |
| 0.7000 | 754.53 | 1.5997 | 1225.68 | 1.4164 |
| 0.8000 | 753.42 | 1.6539 | 1232.13 | 1.4184 |
| 0.9000 | 752.66 | 1.7067 | 1238.61 | 1.4199 |
| 1.0000 | 752.61 | 1.8226 | 1247.06 | 1.4211 |
| | | 328.15K | | |
| 0.0000 | 782.39 | 1.2559 | 1139.68 | 1.3855 |
| 0.1000 | 771.46 | 1.2642 | 1153.81 | 1.3929 |
| 0.2000 | 764.66 | 1.2969 | 1166.03 | 1.3987 |
| 0.3000 | 759.99 | 1.3170 | 1176.38 | 1.4031 |
| 0.4000 | 756.63 | 1.3460 | 1185.43 | 1.4067 |
| 0.5000 | 754.13 | 1.3834 | 1193.42 | 1.4097 |
| 0.6000 | 752.26 | 1.4219 | 1200.79 | 1.4121 |
| 0.7000 | 750.87 | 1.4636 | 1207.69 | 1.4142 |
| 0.8000 | 749.82 | 1.5135 | 1214.16 | 1.4162 |
| 0.9000 | 749.13 | 1.5633 | 1220.75 | 1.4177 |
| 1.0000 | 749.18 | 1.6714 | 1229.32 | 1.4190 |
| | | 333.15K | | |
| 0.0000 | 778.30 | 1.1311 | 1123.16 | 1.3833 |
| 0.1000 | 767.42 | 1.1429 | 1136.64 | 1.3907 |

| | | | | |
|---|--------|---------|---------|--------|
| 0.2000 | 760.69 | 1.1767 | 1148.48 | 1.3965 |
| 0.3000 | 756.08 | 1.1991 | 1158.65 | 1.4009 |
| 0.4000 | 752.78 | 1.2296 | 1167.61 | 1.4045 |
| 0.5000 | 750.34 | 1.2658 | 1175.58 | 1.4074 |
| 0.6000 | 748.53 | 1.3032 | 1182.93 | 1.4099 |
| 0.7000 | 747.19 | 1.3430 | 1189.84 | 1.4121 |
| 0.8000 | 746.20 | 1.3891 | 1196.34 | 1.4141 |
| 0.9000 | 745.58 | 1.4369 | 1203.06 | 1.4156 |
| 1.0000 | 745.74 | 1.5370 | 1211.77 | 1.4169 |
| | | 338.15K | | |
| 0.0000 | 774.15 | 1.0213 | 1106.63 | 1.3810 |
| 0.1000 | 763.33 | 1.0362 | 1119.49 | 1.3885 |
| 0.2000 | 756.66 | 1.0713 | 1130.98 | 1.3942 |
| 0.3000 | 752.13 | 1.0955 | 1141.02 | 1.3987 |
| 0.4000 | 748.90 | 1.1274 | 1149.88 | 1.4022 |
| 0.5000 | 746.53 | 1.1631 | 1157.86 | 1.4052 |
| 0.6000 | 744.78 | 1.1996 | 1165.22 | 1.4077 |
| 0.7000 | 743.51 | 1.2380 | 1172.14 | 1.4099 |
| 0.8000 | 742.57 | 1.2819 | 1178.69 | 1.4119 |
| 0.9000 | 742.04 | 1.3281 | 1185.54 | 1.4135 |
| 1.0000 | 742.31 | 1.4213 | 1194.43 | 1.4149 |
| | | 343.15K | | |
| 0.0000 | 769.94 | 0.9250 | 1090.14 | 1.3788 |
| 0.1000 | 759.19 | 0.9425 | 1102.40 | 1.3862 |
| 0.2000 | 752.59 | 0.9782 | 1113.57 | 1.3920 |
| 0.3000 | 748.13 | 1.0041 | 1123.53 | 1.3964 |
| 0.4000 | 744.98 | 1.0366 | 1132.33 | 1.4000 |
| 0.5000 | 742.68 | 1.0713 | 1140.32 | 1.4030 |
| 0.6000 | 741.01 | 1.1067 | 1147.69 | 1.4056 |
| 0.7000 | 739.80 | 1.1437 | 1154.64 | 1.4076 |
| 0.8000 | 738.94 | 1.1854 | 1161.25 | 1.4097 |
| 0.9000 | 738.50 | 1.2303 | 1168.27 | 1.4114 |
| 1.0000 | 738.88 | 1.3164 | 1177.55 | 1.4129 |
| <i>n</i> -hexadecane (1) + 1-propanol (2) | | | | |
| | | 293.15K | | |
| 0.0000 | 803.95 | 2.1470 | 1222.99 | 1.3852 |
| 0.1000 | 792.43 | 2.3881 | 1252.77 | 1.3993 |
| 0.2000 | 786.35 | 2.5413 | 1275.68 | 1.4084 |
| 0.3000 | 782.34 | 2.6710 | 1293.15 | 1.4148 |
| 0.4000 | 779.56 | 2.7755 | 1306.41 | 1.4196 |
| 0.5000 | 777.51 | 2.8447 | 1317.53 | 1.4233 |
| 0.6000 | 776.01 | 2.9165 | 1326.77 | 1.4266 |
| 0.7000 | 774.88 | 2.9901 | 1334.87 | 1.4288 |
| 0.8000 | 774.05 | 3.0929 | 1342.30 | 1.4310 |
| 0.9000 | 773.48 | 3.2135 | 1349.29 | 1.4327 |
| 1.0000 | 773.35 | 3.4079 | 1357.37 | 1.4340 |
| | | 298.15K | | |
| 0.0000 | 799.93 | 1.9262 | 1205.74 | 1.3831 |
| 0.1000 | 788.52 | 2.1312 | 1234.91 | 1.3972 |
| 0.2000 | 782.50 | 2.2641 | 1257.38 | 1.4062 |
| 0.3000 | 778.55 | 2.3739 | 1274.50 | 1.4127 |
| 0.4000 | 775.81 | 2.4635 | 1287.54 | 1.4174 |
| 0.5000 | 773.81 | 2.5263 | 1298.53 | 1.4211 |
| 0.6000 | 772.34 | 2.5965 | 1307.70 | 1.4244 |
| 0.7000 | 771.25 | 2.6654 | 1315.79 | 1.4266 |
| 0.8000 | 770.46 | 2.7538 | 1323.21 | 1.4288 |
| 0.9000 | 769.92 | 2.8580 | 1330.26 | 1.4305 |
| 1.0000 | 769.87 | 3.0355 | 1338.49 | 1.4318 |

| | | | | |
|--------|--------|---------|---------|--------|
| | | 303.15K | | |
| 0.0000 | 795.89 | 1.7164 | 1188.64 | 1.3810 |
| 0.1000 | 784.59 | 1.8902 | 1217.15 | 1.3951 |
| 0.2000 | 778.64 | 2.0121 | 1239.17 | 1.4041 |
| 0.3000 | 774.73 | 2.1079 | 1255.99 | 1.4105 |
| 0.4000 | 772.04 | 2.1869 | 1268.81 | 1.4152 |
| 0.5000 | 770.09 | 2.2444 | 1279.70 | 1.4189 |
| 0.6000 | 768.67 | 2.3136 | 1288.81 | 1.4222 |
| 0.7000 | 767.62 | 2.3760 | 1296.87 | 1.4244 |
| 0.8000 | 766.87 | 2.4502 | 1304.34 | 1.4266 |
| 0.9000 | 766.38 | 2.5496 | 1311.41 | 1.4284 |
| 1.0000 | 766.40 | 2.7084 | 1319.81 | 1.4296 |
| | | 308.15K | | |
| 0.0000 | 791.82 | 1.5325 | 1171.64 | 1.3789 |
| 0.1000 | 780.63 | 1.6873 | 1199.52 | 1.3929 |
| 0.2000 | 774.74 | 1.7953 | 1221.09 | 1.4019 |
| 0.3000 | 770.89 | 1.8804 | 1237.59 | 1.4083 |
| 0.4000 | 768.26 | 1.9516 | 1250.21 | 1.4131 |
| 0.5000 | 766.36 | 2.0099 | 1261.01 | 1.4167 |
| 0.6000 | 764.98 | 2.0725 | 1270.08 | 1.4200 |
| 0.7000 | 763.98 | 2.1304 | 1278.15 | 1.4223 |
| 0.8000 | 763.27 | 2.2009 | 1285.63 | 1.4245 |
| 0.9000 | 762.83 | 2.2876 | 1292.78 | 1.4262 |
| 1.0000 | 762.95 | 2.4319 | 1301.34 | 1.4275 |
| | | 313.15K | | |
| 0.0000 | 787.71 | 1.3786 | 1154.73 | 1.3768 |
| 0.1000 | 776.63 | 1.5155 | 1181.95 | 1.3908 |
| 0.2000 | 770.82 | 1.6140 | 1203.08 | 1.3998 |
| 0.3000 | 767.03 | 1.6911 | 1219.29 | 1.4061 |
| 0.4000 | 764.45 | 1.7561 | 1231.73 | 1.4109 |
| 0.5000 | 762.61 | 1.8116 | 1242.44 | 1.4145 |
| 0.6000 | 761.29 | 1.8707 | 1251.49 | 1.4179 |
| 0.7000 | 760.33 | 1.9252 | 1259.58 | 1.4201 |
| 0.8000 | 759.67 | 1.9888 | 1267.11 | 1.4223 |
| 0.9000 | 759.29 | 2.0674 | 1274.33 | 1.4241 |
| 1.0000 | 759.49 | 2.1994 | 1283.07 | 1.4254 |
| | | 318.15K | | |
| 0.0000 | 783.56 | 1.2337 | 1137.89 | 1.3747 |
| 0.1000 | 772.59 | 1.3569 | 1164.43 | 1.3885 |
| 0.2000 | 766.85 | 1.4480 | 1185.14 | 1.3976 |
| 0.3000 | 763.14 | 1.5192 | 1201.07 | 1.4038 |
| 0.4000 | 760.62 | 1.5801 | 1213.34 | 1.4087 |
| 0.5000 | 758.84 | 1.6339 | 1223.98 | 1.4123 |
| 0.6000 | 757.58 | 1.6900 | 1233.04 | 1.4156 |
| 0.7000 | 756.67 | 1.7427 | 1241.16 | 1.4179 |
| 0.8000 | 756.07 | 1.7999 | 1248.73 | 1.4201 |
| 0.9000 | 755.74 | 1.8737 | 1256.05 | 1.4219 |
| 1.0000 | 756.05 | 1.9964 | 1264.98 | 1.4233 |
| | | 323.15K | | |
| 0.0000 | 779.36 | 1.1118 | 1121.08 | 1.3726 |
| 0.1000 | 768.51 | 1.2230 | 1146.96 | 1.3863 |
| 0.2000 | 762.85 | 1.3084 | 1167.24 | 1.3952 |
| 0.3000 | 759.22 | 1.3747 | 1182.93 | 1.4016 |
| 0.4000 | 756.76 | 1.4316 | 1195.06 | 1.4064 |
| 0.5000 | 755.05 | 1.4835 | 1205.63 | 1.4100 |
| 0.6000 | 753.84 | 1.5368 | 1214.72 | 1.4134 |
| 0.7000 | 753.00 | 1.5871 | 1222.86 | 1.4157 |
| 0.8000 | 752.45 | 1.6391 | 1230.50 | 1.4179 |

| | | | | |
|--------|--------|---------|---------|--------|
| 0.9000 | 752.19 | 1.7083 | 1237.94 | 1.4197 |
| 1.0000 | 752.61 | 1.8226 | 1247.06 | 1.4211 |
| | | 328.15K | | |
| 0.0000 | 775.10 | 1.0045 | 1104.30 | 1.3704 |
| 0.1000 | 764.37 | 1.1062 | 1129.51 | 1.3841 |
| 0.2000 | 758.80 | 1.1860 | 1149.39 | 1.3930 |
| 0.3000 | 755.25 | 1.2484 | 1164.84 | 1.3993 |
| 0.4000 | 752.86 | 1.3027 | 1176.85 | 1.4041 |
| 0.5000 | 751.23 | 1.3523 | 1187.39 | 1.4077 |
| 0.6000 | 750.09 | 1.4029 | 1196.53 | 1.4112 |
| 0.7000 | 749.32 | 1.4515 | 1204.70 | 1.4135 |
| 0.8000 | 748.83 | 1.4989 | 1212.42 | 1.4157 |
| 0.9000 | 748.64 | 1.5652 | 1220.00 | 1.4176 |
| 1.0000 | 749.18 | 1.6714 | 1229.32 | 1.4190 |
| | | 333.15K | | |
| 0.0000 | 770.78 | 0.9109 | 1087.48 | 1.3682 |
| 0.1000 | 760.17 | 1.0041 | 1112.06 | 1.3818 |
| 0.2000 | 754.70 | 1.0792 | 1131.55 | 1.3907 |
| 0.3000 | 751.24 | 1.1384 | 1146.81 | 1.3970 |
| 0.4000 | 748.93 | 1.1898 | 1158.72 | 1.4018 |
| 0.5000 | 747.38 | 1.2366 | 1169.24 | 1.4054 |
| 0.6000 | 746.31 | 1.2840 | 1178.45 | 1.4089 |
| 0.7000 | 745.61 | 1.3310 | 1186.67 | 1.4113 |
| 0.8000 | 745.20 | 1.3746 | 1194.48 | 1.4135 |
| 0.9000 | 745.09 | 1.4381 | 1202.23 | 1.4154 |
| 1.0000 | 745.74 | 1.5370 | 1211.77 | 1.4169 |
| | | 338.15K | | |
| 0.0000 | 766.40 | 0.8241 | 1070.64 | 1.3660 |
| 0.1000 | 755.91 | 0.9119 | 1094.56 | 1.3795 |
| 0.2000 | 750.55 | 0.9835 | 1113.72 | 1.3884 |
| 0.3000 | 747.19 | 1.0388 | 1128.81 | 1.3947 |
| 0.4000 | 744.97 | 1.0875 | 1140.65 | 1.3995 |
| 0.5000 | 743.50 | 1.1344 | 1151.20 | 1.4032 |
| 0.6000 | 742.52 | 1.1795 | 1160.49 | 1.4067 |
| 0.7000 | 741.89 | 1.2260 | 1168.78 | 1.4091 |
| 0.8000 | 741.55 | 1.2660 | 1176.70 | 1.4113 |
| 0.9000 | 741.53 | 1.3285 | 1184.62 | 1.4133 |
| 1.0000 | 742.31 | 1.4213 | 1194.43 | 1.4149 |
| | | 343.15K | | |
| 0.0000 | 761.93 | 0.7468 | 1053.84 | 1.3635 |
| 0.1000 | 751.58 | 0.8305 | 1077.07 | 1.3771 |
| 0.2000 | 746.33 | 0.8985 | 1095.94 | 1.3860 |
| 0.3000 | 743.08 | 0.9461 | 1110.90 | 1.3924 |
| 0.4000 | 740.96 | 0.9894 | 1122.73 | 1.3972 |
| 0.5000 | 739.59 | 1.0423 | 1133.33 | 1.4010 |
| 0.6000 | 738.69 | 1.0850 | 1142.66 | 1.4044 |
| 0.7000 | 738.15 | 1.1308 | 1151.08 | 1.4069 |
| 0.8000 | 737.89 | 1.1679 | 1159.13 | 1.4092 |
| 0.9000 | 737.98 | 1.2298 | 1167.25 | 1.4111 |
| 1.0000 | 738.88 | 1.3164 | 1177.55 | 1.4129 |

^aStandard uncertainties u for each variables are $u(T) = 0.01$ K; $u_r(p) = 0.05$; $u(x_1) = 0.0001$, and the combined expanded uncertainties U_c are $U_c(\rho) = 0.8$ kg·m⁻³; $U_c(\eta) = 0.007$ mPa·s, $U_c(u) = 0.2$ m·s⁻¹ and $U_c(n_D) = 2.8 \times 10^{-3}$ with 0.95 level of confidence ($k \approx 2$).

Table A 9 Values of Calculated Excess Molar Volumes V^E ($\text{m}^3 \cdot \text{mol}^{-1}$), Viscosity Deviations $\Delta\eta$ ($\text{mPa} \cdot \text{s}$), Deviations in Refractive Indices Δn_D , molar excess Gibbs free energies of activation of viscous flow ΔG^{*E} ($\text{J} \cdot \text{mol}^{-1}$) and Deviations in isentropic compressibility $\Delta\kappa_s$ (Pa^{-1}) of the ethyl laurate (1) + 1-propanol, ethyl oleate (1) + 1-butanol (2), ethyl oleate (1) + 1-propanol (2), ethyl oleate (1) + *n*-hexadecane (2), *n*-hexadecane (1) + 1-butanol (2) and *n*-hexadecane (1) + 1-propanol (2), at $T = 288.15\text{--}323.15$ K and $p = 0.1$ MPa^a.

| x_1 | $10^6 V^E /$ ($\text{m}^3 \cdot \text{mol}^{-1}$) | $\Delta\eta /$ ($\text{mPa} \cdot \text{s}$) | $\Delta n_D /$ | $\Delta G^{*E} /$ ($\text{J} \cdot \text{mol}^{-1}$) | $10^{10} \Delta\kappa_s /$ (Pa^{-1}) |
|------------------------------------|--|---|----------------|---|--|
| ethyl laurate (1) + 1-propanol (2) | | | | | |
| 293.15K | | | | | |
| 0.0000 | - | - | - | - | - |
| 0.1000 | 0.0615 | -0.0983 | 0.0084 | 162.2 | -0.0460 |
| 0.2000 | 0.0851 | -0.1190 | 0.0124 | 304.2 | -0.0510 |
| 0.3000 | 0.1201 | -0.1206 | 0.0138 | 392.0 | -0.0377 |
| 0.4000 | 0.1642 | -0.1207 | 0.0137 | 423.6 | -0.0204 |
| 0.5000 | 0.1976 | -0.1196 | 0.0127 | 411.9 | -0.0065 |
| 0.6000 | 0.2048 | -0.1149 | 0.0111 | 365.9 | 0.0014 |
| 0.7000 | 0.1839 | -0.1073 | 0.0089 | 294.1 | 0.0039 |
| 0.8000 | 0.1443 | -0.0979 | 0.0063 | 198.4 | 0.0032 |
| 0.9000 | 0.0915 | -0.0762 | 0.0033 | 87.5 | 0.0016 |
| 1.0000 | - | - | - | - | - |
| 298.15K | | | | | |
| 0.0000 | - | - | - | - | - |
| 0.1000 | 0.0697 | -0.0762 | 0.0083 | 179.7 | -0.0460 |
| 0.2000 | 0.0994 | -0.0938 | 0.0123 | 324.3 | -0.0504 |
| 0.3000 | 0.1383 | -0.0955 | 0.0137 | 412.1 | -0.0366 |
| 0.4000 | 0.1846 | -0.0955 | 0.0136 | 443.4 | -0.0188 |
| 0.5000 | 0.2192 | -0.0952 | 0.0127 | 430.3 | -0.0048 |
| 0.6000 | 0.2264 | -0.0928 | 0.0109 | 381.4 | 0.0029 |
| 0.7000 | 0.2040 | -0.0878 | 0.0088 | 306.1 | 0.0051 |
| 0.8000 | 0.1604 | -0.0794 | 0.0063 | 208.1 | 0.0041 |
| 0.9000 | 0.1007 | -0.0596 | 0.0033 | 96.1 | 0.0022 |
| 1.0000 | - | - | - | - | - |
| 303.15K | | | | | |
| 0.0000 | - | - | - | - | - |
| 0.1000 | 0.0788 | -0.0609 | 0.0083 | 193.6 | -0.0451 |
| 0.2000 | 0.1152 | -0.0761 | 0.0123 | 341.7 | -0.0490 |
| 0.3000 | 0.1587 | -0.0772 | 0.0136 | 431.3 | -0.0346 |
| 0.4000 | 0.2079 | -0.0759 | 0.0135 | 464.2 | -0.0164 |
| 0.5000 | 0.2435 | -0.0747 | 0.0126 | 451.6 | -0.0023 |
| 0.6000 | 0.2501 | -0.0731 | 0.0109 | 400.7 | 0.0052 |
| 0.7000 | 0.2251 | -0.0707 | 0.0088 | 321.2 | 0.0069 |
| 0.8000 | 0.1771 | -0.0657 | 0.0062 | 218.2 | 0.0054 |
| 0.9000 | 0.1106 | -0.0500 | 0.0032 | 101.7 | 0.0031 |
| 1.0000 | - | - | - | - | - |
| 308.15K | | | | | |
| 0.0000 | - | - | - | - | - |
| 0.1000 | 0.0890 | -0.0466 | 0.0082 | 210.8 | -0.0439 |
| 0.2000 | 0.1325 | -0.0555 | 0.0122 | 368.6 | -0.0471 |
| 0.3000 | 0.1809 | -0.0559 | 0.0136 | 460.5 | -0.0322 |
| 0.4000 | 0.2332 | -0.0566 | 0.0135 | 491.0 | -0.0135 |
| 0.5000 | 0.2702 | -0.0576 | 0.0126 | 474.5 | 0.0007 |
| 0.6000 | 0.2762 | -0.0574 | 0.0108 | 420.4 | 0.0078 |
| 0.7000 | 0.2485 | -0.0556 | 0.0088 | 338.3 | 0.0089 |
| 0.8000 | 0.1952 | -0.0519 | 0.0062 | 231.9 | 0.0067 |
| 0.9000 | 0.1207 | -0.0404 | 0.0032 | 109.4 | 0.0038 |
| 1.0000 | - | - | - | - | - |
| 313.15K | | | | | |
| 0.0000 | - | - | - | - | - |

| | | | | | |
|--------|--------|---------|---------|-------|---------|
| 0.1000 | 0.1000 | -0.0340 | 0.0082 | 230.0 | -0.0423 |
| 0.2000 | 0.1512 | -0.0400 | 0.0122 | 394.3 | -0.0444 |
| 0.3000 | 0.2049 | -0.0396 | 0.0136 | 488.3 | -0.0286 |
| 0.4000 | 0.2604 | -0.0399 | 0.0135 | 519.0 | -0.0095 |
| 0.5000 | 0.2987 | -0.0413 | 0.0125 | 500.9 | 0.0047 |
| 0.6000 | 0.3040 | -0.0426 | 0.0109 | 443.1 | 0.0114 |
| 0.7000 | 0.2731 | -0.0427 | 0.0087 | 356.3 | 0.0118 |
| 0.8000 | 0.2140 | -0.0406 | 0.0062 | 245.5 | 0.0088 |
| 0.9000 | 0.1311 | -0.0313 | 0.0032 | 118.6 | 0.0051 |
| 0.1000 | - | - | - | - | - |
| | | | 318.15K | | |
| 0.0000 | - | - | - | - | - |
| 0.1000 | 0.1122 | -0.0241 | 0.0081 | 249.2 | -0.0399 |
| 0.2000 | 0.1725 | -0.0272 | 0.0121 | 421.6 | -0.0408 |
| 0.3000 | 0.2318 | -0.0267 | 0.0136 | 517.5 | -0.0244 |
| 0.4000 | 0.2904 | -0.0278 | 0.0134 | 547.1 | -0.0052 |
| 0.5000 | 0.3298 | -0.0300 | 0.0124 | 526.5 | 0.0089 |
| 0.6000 | 0.3344 | -0.0320 | 0.0108 | 465.5 | 0.0152 |
| 0.7000 | 0.3007 | -0.0329 | 0.0087 | 375.0 | 0.0149 |
| 0.8000 | 0.2356 | -0.0319 | 0.0062 | 259.5 | 0.0111 |
| 0.9000 | 0.1431 | -0.0252 | 0.0032 | 126.7 | 0.0064 |
| 1.0000 | - | - | - | - | - |
| | | | 323.15K | | |
| 0.0000 | - | - | - | - | - |
| 0.1000 | 0.1252 | -0.0154 | 0.0079 | 270.1 | -0.0372 |
| 0.2000 | 0.1947 | -0.0160 | 0.0119 | 450.9 | -0.0367 |
| 0.3000 | 0.2602 | -0.0152 | 0.0134 | 548.8 | -0.0194 |
| 0.4000 | 0.3224 | -0.0166 | 0.0133 | 577.6 | 0.0002 |
| 0.5000 | 0.3631 | -0.0194 | 0.0123 | 554.6 | 0.0142 |
| 0.6000 | 0.3664 | -0.0220 | 0.0108 | 490.2 | 0.0199 |
| 0.7000 | 0.3287 | -0.0238 | 0.0087 | 395.3 | 0.0187 |
| 0.8000 | 0.2567 | -0.0241 | 0.0061 | 274.7 | 0.0140 |
| 0.9000 | 0.1548 | -0.0197 | 0.0031 | 135.3 | 0.0082 |
| 1.0000 | - | - | - | - | - |
| | | | 328.15K | | |
| 0.0000 | - | - | - | - | - |
| 0.1000 | 0.1395 | -0.0083 | 0.0079 | 291.6 | -0.0334 |
| 0.2000 | 0.2189 | -0.0067 | 0.0119 | 481.1 | -0.0312 |
| 0.3000 | 0.2909 | -0.0061 | 0.0134 | 580.7 | -0.0131 |
| 0.4000 | 0.3568 | -0.0080 | 0.0133 | 607.9 | 0.0068 |
| 0.5000 | 0.3989 | -0.0112 | 0.0122 | 582.4 | 0.0205 |
| 0.6000 | 0.4011 | -0.0140 | 0.0108 | 515.2 | 0.0254 |
| 0.7000 | 0.3592 | -0.0160 | 0.0087 | 416.8 | 0.0231 |
| 0.8000 | 0.2795 | -0.0173 | 0.0061 | 291.0 | 0.0172 |
| 0.9000 | 0.1667 | -0.0153 | 0.0031 | 144.0 | 0.0102 |
| 1.0000 | - | - | - | - | - |
| | | | 333.15K | | |
| 0.0000 | - | - | - | - | - |
| 0.1000 | 0.1547 | -0.0016 | 0.0079 | 315.3 | -0.0298 |
| 0.2000 | 0.2451 | 0.0023 | 0.0119 | 515.0 | -0.0255 |
| 0.3000 | 0.3240 | 0.0026 | 0.0134 | 615.3 | -0.0062 |
| 0.4000 | 0.3935 | -0.0007 | 0.0133 | 638.9 | 0.0142 |
| 0.5000 | 0.4364 | -0.0049 | 0.0122 | 609.1 | 0.0276 |
| 0.6000 | 0.4370 | -0.0079 | 0.0108 | 538.8 | 0.0317 |
| 0.7000 | 0.3908 | -0.0099 | 0.0087 | 437.4 | 0.0283 |
| 0.8000 | 0.3035 | -0.0118 | 0.0061 | 306.8 | 0.0211 |
| 0.9000 | 0.1797 | -0.0119 | 0.0031 | 152.0 | 0.0127 |
| 1.0000 | - | - | - | - | - |

| 338.15K | | | | | |
|----------------------------------|--------|---------|--------|--------|---------|
| 0.0000 | - | - | - | - | - |
| 0.1000 | 0.1711 | 0.0043 | 0.0078 | 342.5 | -0.0250 |
| 0.2000 | 0.2725 | 0.0101 | 0.0118 | 553.1 | -0.0184 |
| 0.3000 | 0.3585 | 0.0101 | 0.0133 | 654.3 | 0.0020 |
| 0.4000 | 0.4321 | 0.0058 | 0.0133 | 674.4 | 0.0227 |
| 0.5000 | 0.4763 | 0.0008 | 0.0121 | 640.4 | 0.0359 |
| 0.6000 | 0.4752 | -0.0025 | 0.0107 | 566.4 | 0.0391 |
| 0.7000 | 0.4240 | -0.0045 | 0.0087 | 461.4 | 0.0344 |
| 0.8000 | 0.3283 | -0.0069 | 0.0060 | 325.1 | 0.0257 |
| 0.9000 | 0.1929 | -0.0087 | 0.0031 | 161.7 | 0.0154 |
| 1.0000 | - | - | - | - | - |
| 343.15K | | | | | |
| 0.0000 | - | - | - | - | - |
| 0.1000 | 0.1881 | 0.0109 | 0.0079 | 376.4 | -0.0180 |
| 0.2000 | 0.3015 | 0.0183 | 0.0118 | 597.9 | -0.0098 |
| 0.3000 | 0.3952 | 0.0169 | 0.0133 | 696.5 | 0.0109 |
| 0.4000 | 0.4729 | 0.0106 | 0.0133 | 709.5 | 0.0319 |
| 0.5000 | 0.5180 | 0.0046 | 0.0122 | 670.0 | 0.0450 |
| 0.6000 | 0.5146 | 0.0017 | 0.0108 | 593.6 | 0.0475 |
| 0.7000 | 0.4576 | 0.0004 | 0.0087 | 486.7 | 0.0412 |
| 0.8000 | 0.3526 | -0.0023 | 0.0061 | 344.8 | 0.0306 |
| 0.9000 | 0.2052 | -0.0064 | 0.0031 | 170.5 | 0.0183 |
| 1.0000 | - | - | - | - | - |
| ethyl oleate (1) + 1-butanol (2) | | | | | |
| 293.15K | | | | | |
| 0.0000 | - | - | - | - | - |
| 0.1000 | 0.0549 | -0.0353 | 0.0099 | 351.67 | -0.0646 |
| 0.2000 | 0.0933 | -0.0197 | 0.0145 | 586.58 | -0.0630 |
| 0.3000 | 0.1363 | 0.0144 | 0.0163 | 722.58 | -0.0485 |
| 0.4000 | 0.1500 | 0.0285 | 0.0162 | 763.67 | -0.0345 |
| 0.5000 | 0.1555 | 0.0391 | 0.0150 | 740.66 | -0.0231 |
| 0.6000 | 0.1497 | 0.0290 | 0.0129 | 658.19 | -0.0140 |
| 0.7000 | 0.1387 | 0.0080 | 0.0105 | 531.80 | -0.0091 |
| 0.8000 | 0.1186 | -0.0229 | 0.0071 | 369.22 | -0.0053 |
| 0.9000 | 0.0795 | -0.0480 | 0.0041 | 182.34 | -0.0038 |
| 1.0000 | - | - | - | - | - |
| 298.15K | | | | | |
| 0.0000 | - | - | - | - | - |
| 0.1000 | 0.0638 | -0.0252 | 0.0099 | 362.63 | -0.0659 |
| 0.2000 | 0.1050 | -0.0121 | 0.0144 | 600.19 | -0.0640 |
| 0.3000 | 0.1552 | 0.0137 | 0.0163 | 734.98 | -0.0489 |
| 0.4000 | 0.1716 | 0.0278 | 0.0161 | 777.81 | -0.0345 |
| 0.5000 | 0.1797 | 0.0386 | 0.0149 | 755.18 | -0.0229 |
| 0.6000 | 0.1716 | 0.0323 | 0.0129 | 672.67 | -0.0140 |
| 0.7000 | 0.1592 | 0.0158 | 0.0105 | 545.08 | -0.0092 |
| 0.8000 | 0.1341 | -0.0159 | 0.0070 | 377.35 | -0.0051 |
| 0.9000 | 0.0887 | -0.0313 | 0.0041 | 190.42 | -0.0033 |
| 1.0000 | - | - | - | - | - |
| 303.15K | | | | | |
| 0.0000 | - | - | - | - | - |
| 0.1000 | 0.0735 | -0.0168 | 0.0099 | 374.08 | -0.0671 |
| 0.2000 | 0.1253 | -0.0005 | 0.0144 | 619.36 | -0.0646 |
| 0.3000 | 0.1758 | 0.0216 | 0.0162 | 754.86 | -0.0492 |
| 0.4000 | 0.1946 | 0.0372 | 0.0161 | 800.10 | -0.0345 |
| 0.5000 | 0.2039 | 0.0402 | 0.0149 | 771.86 | -0.0229 |
| 0.6000 | 0.1959 | 0.0335 | 0.0128 | 686.99 | -0.0140 |
| 0.7000 | 0.1806 | 0.0156 | 0.0104 | 555.08 | -0.0090 |

| | | | | | |
|--------|--------|---------|---------|--------|---------|
| 0.8000 | 0.1518 | -0.0159 | 0.0069 | 382.51 | -0.0050 |
| 0.9000 | 0.0988 | -0.0328 | 0.0041 | 190.77 | -0.0033 |
| 1.0000 | - | - | - | - | - |
| | | | 308.15K | | |
| 0.0000 | - | - | - | - | - |
| 0.1000 | 0.0841 | -0.0026 | 0.0099 | 395.16 | -0.0678 |
| 0.2000 | 0.1431 | 0.0157 | 0.0145 | 647.40 | -0.0649 |
| 0.3000 | 0.1987 | 0.0360 | 0.0162 | 784.49 | -0.0491 |
| 0.4000 | 0.2195 | 0.0470 | 0.0160 | 826.74 | -0.0339 |
| 0.5000 | 0.2304 | 0.0503 | 0.0148 | 797.58 | -0.0225 |
| 0.6000 | 0.2212 | 0.0420 | 0.0128 | 708.54 | -0.0134 |
| 0.7000 | 0.2178 | 0.0237 | 0.0104 | 572.14 | -0.0083 |
| 0.8000 | 0.1700 | -0.0034 | 0.0069 | 396.54 | -0.0047 |
| 0.9000 | 0.1095 | -0.0193 | 0.0041 | 200.35 | -0.0030 |
| 1.0000 | - | - | - | - | - |
| | | | 313.15K | | |
| 0.0000 | - | - | - | - | - |
| 0.1000 | 0.0955 | 0.0088 | 0.0098 | 414.78 | -0.0684 |
| 0.2000 | 0.1623 | 0.0327 | 0.0144 | 677.56 | -0.0651 |
| 0.3000 | 0.2226 | 0.0536 | 0.0161 | 817.40 | -0.0489 |
| 0.4000 | 0.2466 | 0.0605 | 0.0159 | 855.45 | -0.0336 |
| 0.5000 | 0.2585 | 0.0592 | 0.0147 | 820.80 | -0.0218 |
| 0.6000 | 0.2480 | 0.0488 | 0.0126 | 727.31 | -0.0130 |
| 0.7000 | 0.2424 | 0.0296 | 0.0103 | 586.18 | -0.0079 |
| 0.8000 | 0.1888 | 0.0036 | 0.0068 | 406.49 | -0.0045 |
| 0.9000 | 0.1195 | -0.0116 | 0.0040 | 206.69 | -0.0025 |
| 1.0000 | - | - | - | - | - |
| | | | 318.15K | | |
| 0.0000 | - | - | - | - | - |
| 0.1000 | 0.1088 | 0.0136 | 0.0097 | 435.05 | -0.0689 |
| 0.2000 | 0.1834 | 0.0365 | 0.0144 | 706.03 | -0.0648 |
| 0.3000 | 0.2490 | 0.0534 | 0.0160 | 846.40 | -0.0484 |
| 0.4000 | 0.2758 | 0.0616 | 0.0158 | 887.14 | -0.0328 |
| 0.5000 | 0.2888 | 0.0616 | 0.0146 | 851.93 | -0.0209 |
| 0.6000 | 0.2780 | 0.0519 | 0.0125 | 754.98 | -0.0120 |
| 0.7000 | 0.2687 | 0.0339 | 0.0102 | 609.01 | -0.0072 |
| 0.8000 | 0.2093 | 0.0089 | 0.0067 | 422.82 | -0.0036 |
| 0.9000 | 0.1311 | -0.0055 | 0.0039 | 216.65 | -0.0018 |
| 1.0000 | - | - | - | - | - |
| | | | 323.15K | | |
| 0.0000 | - | - | - | - | - |
| 0.1000 | 0.1220 | 0.0196 | 0.0096 | 457.04 | -0.0692 |
| 0.2000 | 0.2052 | 0.0436 | 0.0143 | 737.68 | -0.0645 |
| 0.3000 | 0.2763 | 0.0589 | 0.0159 | 879.53 | -0.0475 |
| 0.4000 | 0.3067 | 0.0669 | 0.0157 | 920.55 | -0.0316 |
| 0.5000 | 0.3204 | 0.0649 | 0.0145 | 881.25 | -0.0198 |
| 0.6000 | 0.3087 | 0.0553 | 0.0124 | 780.51 | -0.0111 |
| 0.7000 | 0.2957 | 0.0378 | 0.0101 | 629.54 | -0.0061 |
| 0.8000 | 0.2301 | 0.0139 | 0.0066 | 437.66 | -0.0025 |
| 0.9000 | 0.1419 | -0.0005 | 0.0039 | 225.49 | -0.0010 |
| 1.0000 | - | - | - | - | - |
| | | | 328.15K | | |
| 0.0000 | - | - | - | - | - |
| 0.1000 | 0.1363 | 0.0244 | 0.0095 | 480.34 | -0.0694 |
| 0.2000 | 0.2290 | 0.0493 | 0.0143 | 771.11 | -0.0640 |
| 0.3000 | 0.3054 | 0.0638 | 0.0159 | 915.48 | -0.0467 |
| 0.4000 | 0.3396 | 0.0701 | 0.0156 | 954.58 | -0.0303 |
| 0.5000 | 0.3543 | 0.0681 | 0.0145 | 913.13 | -0.0186 |

| | | | | | |
|--|--------|---------|--------|---------|---------|
| 0.6000 | 0.3411 | 0.0577 | 0.0124 | 807.30 | -0.0096 |
| 0.7000 | 0.3246 | 0.0410 | 0.0101 | 651.37 | -0.0047 |
| 0.8000 | 0.2517 | 0.0181 | 0.0066 | 453.53 | -0.0014 |
| 0.9000 | 0.1530 | -0.0022 | 0.0039 | 228.96 | -0.0002 |
| 1.0000 | - | - | - | - | - |
| 333.15K | | | | | |
| 0.0000 | - | - | - | - | - |
| 0.1000 | 0.1511 | 0.0300 | 0.0096 | 505.62 | -0.0695 |
| 0.2000 | 0.2523 | 0.0567 | 0.0143 | 807.42 | -0.0632 |
| 0.3000 | 0.3361 | 0.0727 | 0.0159 | 956.82 | -0.0456 |
| 0.4000 | 0.3735 | 0.0760 | 0.0157 | 990.79 | -0.0286 |
| 0.5000 | 0.3903 | 0.0713 | 0.0145 | 943.11 | -0.0168 |
| 0.6000 | 0.3756 | 0.0594 | 0.0124 | 831.11 | -0.0077 |
| 0.7000 | 0.3537 | 0.0425 | 0.0102 | 669.66 | -0.0031 |
| 0.8000 | 0.2731 | 0.0212 | 0.0066 | 467.22 | 0.0001 |
| 0.9000 | 0.1640 | 0.0060 | 0.0039 | 241.95 | 0.0011 |
| 1.0000 | - | - | - | - | - |
| 338.15K | | | | | |
| 0.0000 | - | - | - | - | - |
| 0.1000 | 0.1664 | 0.0313 | 0.0096 | 530.16 | -0.0699 |
| 0.2000 | 0.2789 | 0.0567 | 0.0142 | 841.81 | -0.0620 |
| 0.3000 | 0.3679 | 0.0698 | 0.0158 | 991.34 | -0.0443 |
| 0.4000 | 0.4091 | 0.0746 | 0.0156 | 1028.53 | -0.0269 |
| 0.5000 | 0.4270 | 0.0717 | 0.0144 | 980.67 | -0.0147 |
| 0.6000 | 0.4102 | 0.0610 | 0.0124 | 865.09 | -0.0056 |
| 0.7000 | 0.3838 | 0.0452 | 0.0102 | 697.92 | -0.0010 |
| 0.8000 | 0.2958 | 0.0248 | 0.0067 | 488.05 | 0.0021 |
| 0.9000 | 0.1760 | 0.0090 | 0.0040 | 253.59 | 0.0025 |
| 1.0000 | - | - | - | - | - |
| 343.15K | | | | | |
| 0.0000 | - | - | - | - | - |
| 0.1000 | 0.1830 | 0.0331 | 0.0096 | 555.19 | -0.0695 |
| 0.2000 | 0.3059 | 0.0586 | 0.0142 | 877.85 | -0.0588 |
| 0.3000 | 0.4001 | 0.0713 | 0.0159 | 1030.69 | -0.0411 |
| 0.4000 | 0.4460 | 0.0755 | 0.0157 | 1067.10 | -0.0231 |
| 0.5000 | 0.4644 | 0.0720 | 0.0145 | 1015.45 | -0.0101 |
| 0.6000 | 0.4462 | 0.0616 | 0.0124 | 895.18 | -0.0003 |
| 0.7000 | 0.4139 | 0.0464 | 0.0101 | 722.33 | 0.0040 |
| 0.8000 | 0.3175 | 0.0267 | 0.0069 | 505.64 | 0.0072 |
| 0.9000 | 0.1865 | 0.0108 | 0.0040 | 263.19 | 0.0068 |
| 1.0000 | - | - | - | - | - |
| ethyl oleate (1) + 1-propanol (2) 293.15K | | | | | |
| 0.0000 | - | - | - | - | - |
| 0.1000 | 0.0545 | 0.1749 | 0.0164 | 736.85 | -0.0976 |
| 0.2000 | 0.0927 | 0.2985 | 0.0225 | 1124.95 | -0.0896 |
| 0.3000 | 0.1214 | 0.3727 | 0.0243 | 1296.73 | -0.0691 |
| 0.4000 | 0.1268 | 0.3848 | 0.0238 | 1312.35 | -0.0512 |
| 0.5000 | 0.1350 | 0.3628 | 0.0215 | 1228.06 | -0.0334 |
| 0.6000 | 0.1303 | 0.3086 | 0.0185 | 1067.48 | -0.0222 |
| 0.7000 | 0.1145 | 0.2344 | 0.0146 | 851.41 | -0.0135 |
| 0.8000 | 0.0896 | 0.1350 | 0.0103 | 587.74 | -0.0078 |
| 0.9000 | 0.0522 | 0.0409 | 0.0054 | 296.46 | -0.0054 |
| 1.0000 | - | - | - | - | - |
| 298.15K | | | | | |
| 0.0000 | - | - | - | - | - |
| 0.1000 | 0.0633 | 0.1561 | 0.0163 | 742.58 | -0.1013 |
| 0.2000 | 0.1083 | 0.2583 | 0.0224 | 1127.51 | -0.0924 |

| | | | | | |
|--------|--------|--------|---------|---------|---------|
| 0.3000 | 0.1416 | 0.3131 | 0.0243 | 1293.89 | -0.0710 |
| 0.4000 | 0.1501 | 0.3251 | 0.0237 | 1312.15 | -0.0522 |
| 0.5000 | 0.1591 | 0.3123 | 0.0215 | 1232.44 | -0.0336 |
| 0.6000 | 0.1533 | 0.2648 | 0.0185 | 1071.36 | -0.0225 |
| 0.7000 | 0.1369 | 0.2006 | 0.0146 | 854.73 | -0.0135 |
| 0.8000 | 0.1068 | 0.1199 | 0.0103 | 592.65 | -0.0076 |
| 0.9000 | 0.0626 | 0.0371 | 0.0054 | 299.15 | -0.0051 |
| 1.0000 | - | - | - | - | - |
| | | | 303.15K | | |
| 0.0000 | - | - | - | - | - |
| 0.1000 | 0.0737 | 0.1426 | 0.0162 | 755.38 | -0.1047 |
| 0.2000 | 0.1258 | 0.2325 | 0.0224 | 1143.49 | -0.0950 |
| 0.3000 | 0.1639 | 0.2824 | 0.0242 | 1312.63 | -0.0722 |
| 0.4000 | 0.1738 | 0.2876 | 0.0237 | 1326.79 | -0.0530 |
| 0.5000 | 0.1850 | 0.2778 | 0.0215 | 1247.43 | -0.0338 |
| 0.6000 | 0.1784 | 0.2374 | 0.0184 | 1085.62 | -0.0225 |
| 0.7000 | 0.1597 | 0.1778 | 0.0145 | 864.70 | -0.0134 |
| 0.8000 | 0.1248 | 0.1034 | 0.0102 | 597.85 | -0.0074 |
| 0.9000 | 0.0731 | 0.0343 | 0.0054 | 303.29 | -0.0050 |
| 1.0000 | - | - | - | - | - |
| | | | 308.15K | | |
| 0.0000 | - | - | - | - | - |
| 0.1000 | 0.0844 | 0.1333 | 0.0162 | 773.43 | -0.1080 |
| 0.2000 | 0.1443 | 0.2135 | 0.0224 | 1165.56 | -0.0974 |
| 0.3000 | 0.1876 | 0.2572 | 0.0242 | 1335.56 | -0.0736 |
| 0.4000 | 0.2011 | 0.2664 | 0.0237 | 1353.40 | -0.0533 |
| 0.5000 | 0.2132 | 0.2520 | 0.0215 | 1267.77 | -0.0336 |
| 0.6000 | 0.2061 | 0.2145 | 0.0184 | 1102.41 | -0.0221 |
| 0.7000 | 0.1853 | 0.1625 | 0.0146 | 879.17 | -0.0130 |
| 0.8000 | 0.1447 | 0.0942 | 0.0102 | 607.17 | -0.0069 |
| 0.9000 | 0.0852 | 0.0319 | 0.0054 | 308.07 | -0.0047 |
| 1.0000 | - | - | - | - | - |
| | | | 313.15K | | |
| 0.0000 | - | - | - | - | - |
| 0.1000 | 0.0962 | 0.1279 | 0.0162 | 792.40 | -0.1114 |
| 0.2000 | 0.1646 | 0.2029 | 0.0224 | 1190.27 | -0.0997 |
| 0.3000 | 0.2132 | 0.2435 | 0.0242 | 1361.94 | -0.0749 |
| 0.4000 | 0.2300 | 0.2505 | 0.0236 | 1377.53 | -0.0535 |
| 0.5000 | 0.2436 | 0.2331 | 0.0214 | 1286.21 | -0.0335 |
| 0.6000 | 0.2352 | 0.1976 | 0.0183 | 1117.25 | -0.0216 |
| 0.7000 | 0.2109 | 0.1487 | 0.0145 | 889.75 | -0.0124 |
| 0.8000 | 0.1645 | 0.0865 | 0.0101 | 614.15 | -0.0065 |
| 0.9000 | 0.0963 | 0.0329 | 0.0053 | 313.68 | -0.0042 |
| 0.1000 | - | - | - | - | - |
| | | | 318.15K | | |
| 0.0000 | - | - | - | - | - |
| 0.1000 | 0.1092 | 0.1180 | 0.0162 | 814.92 | -0.1147 |
| 0.2000 | 0.1872 | 0.1843 | 0.0223 | 1218.87 | -0.1015 |
| 0.3000 | 0.2416 | 0.2176 | 0.0241 | 1389.60 | -0.0756 |
| 0.4000 | 0.2621 | 0.2262 | 0.0235 | 1408.12 | -0.0533 |
| 0.5000 | 0.2766 | 0.2121 | 0.0213 | 1316.28 | -0.0326 |
| 0.6000 | 0.2670 | 0.1824 | 0.0182 | 1145.57 | -0.0208 |
| 0.7000 | 0.2395 | 0.1380 | 0.0144 | 912.67 | -0.0116 |
| 0.8000 | 0.1865 | 0.0815 | 0.0100 | 630.59 | -0.0054 |
| 0.9000 | 0.1092 | 0.0319 | 0.0052 | 322.47 | -0.0034 |
| 1.0000 | - | - | - | - | - |
| | | | 323.15K | | |
| 0.0000 | - | - | - | - | - |

| | | | | | |
|--------|--------|--------|---------|---------|---------|
| 0.1000 | 0.1226 | 0.1113 | 0.0161 | 837.81 | -0.1179 |
| 0.2000 | 0.2106 | 0.1722 | 0.0222 | 1248.64 | -0.1034 |
| 0.3000 | 0.2721 | 0.2020 | 0.0240 | 1420.86 | -0.0758 |
| 0.4000 | 0.2958 | 0.2108 | 0.0234 | 1440.05 | -0.0528 |
| 0.5000 | 0.3117 | 0.1970 | 0.0212 | 1344.75 | -0.0315 |
| 0.6000 | 0.3001 | 0.1689 | 0.0181 | 1169.36 | -0.0195 |
| 0.7000 | 0.2693 | 0.1284 | 0.0143 | 931.79 | -0.0103 |
| 0.8000 | 0.2085 | 0.0771 | 0.0099 | 644.60 | -0.0042 |
| 0.9000 | 0.1215 | 0.0324 | 0.0052 | 331.12 | -0.0027 |
| 1.0000 | - | - | - | - | - |
| | | | 328.15K | | |
| 0.0000 | - | - | - | - | - |
| 0.1000 | 0.1378 | 0.1050 | 0.0161 | 861.76 | -0.1208 |
| 0.2000 | 0.2357 | 0.1619 | 0.0223 | 1281.46 | -0.1050 |
| 0.3000 | 0.3043 | 0.1885 | 0.0240 | 1454.59 | -0.0760 |
| 0.4000 | 0.3320 | 0.1974 | 0.0234 | 1474.46 | -0.0519 |
| 0.5000 | 0.3477 | 0.1830 | 0.0212 | 1374.28 | -0.0302 |
| 0.6000 | 0.3348 | 0.1574 | 0.0181 | 1195.22 | -0.0180 |
| 0.7000 | 0.2999 | 0.1204 | 0.0143 | 952.82 | -0.0086 |
| 0.8000 | 0.2321 | 0.0737 | 0.0100 | 660.05 | -0.0028 |
| 0.9000 | 0.1358 | 0.0323 | 0.0051 | 339.95 | -0.0017 |
| 1.0000 | - | - | - | - | - |
| | | | 333.15K | | |
| 0.0000 | - | - | - | - | - |
| 0.1000 | 0.1534 | 0.1007 | 0.0160 | 886.46 | -0.1241 |
| 0.2000 | 0.2627 | 0.1558 | 0.0223 | 1316.76 | -0.1067 |
| 0.3000 | 0.3386 | 0.1808 | 0.0240 | 1491.80 | -0.0759 |
| 0.4000 | 0.3697 | 0.1884 | 0.0234 | 1509.48 | -0.0507 |
| 0.5000 | 0.3871 | 0.1715 | 0.0212 | 1401.23 | -0.0285 |
| 0.6000 | 0.3707 | 0.1477 | 0.0181 | 1218.42 | -0.0159 |
| 0.7000 | 0.3323 | 0.1123 | 0.0143 | 969.91 | -0.0064 |
| 0.8000 | 0.2548 | 0.0693 | 0.0100 | 672.01 | -0.0011 |
| 0.9000 | 0.1474 | 0.0320 | 0.0052 | 347.65 | -0.0003 |
| 1.0000 | - | - | - | - | - |
| | | | 338.15K | | |
| 0.0000 | - | - | - | - | - |
| 0.1000 | 0.1708 | 0.0936 | 0.0159 | 913.92 | -0.1274 |
| 0.2000 | 0.2916 | 0.1451 | 0.0222 | 1356.26 | -0.1078 |
| 0.3000 | 0.3753 | 0.1656 | 0.0240 | 1529.86 | -0.0753 |
| 0.4000 | 0.4094 | 0.1751 | 0.0234 | 1551.71 | -0.0490 |
| 0.5000 | 0.4278 | 0.1596 | 0.0212 | 1440.28 | -0.0264 |
| 0.6000 | 0.4097 | 0.1398 | 0.0181 | 1255.22 | -0.0132 |
| 0.7000 | 0.3658 | 0.1080 | 0.0143 | 1001.10 | -0.0037 |
| 0.8000 | 0.2782 | 0.0681 | 0.0100 | 694.85 | 0.0012 |
| 0.9000 | 0.1617 | 0.0321 | 0.0052 | 359.86 | 0.0016 |
| 1.0000 | - | - | - | - | - |
| | | | 343.15K | | |
| 0.0000 | - | - | - | - | - |
| 0.1000 | 0.1889 | 0.0897 | 0.0161 | 946.75 | -0.1288 |
| 0.2000 | 0.3216 | 0.1371 | 0.0224 | 1397.29 | -0.1064 |
| 0.3000 | 0.4134 | 0.1551 | 0.0241 | 1571.15 | -0.0718 |
| 0.4000 | 0.4510 | 0.1657 | 0.0235 | 1595.84 | -0.0446 |
| 0.5000 | 0.4696 | 0.1494 | 0.0213 | 1477.33 | -0.0213 |
| 0.6000 | 0.4487 | 0.1327 | 0.0182 | 1289.95 | -0.0072 |
| 0.7000 | 0.3993 | 0.1032 | 0.0143 | 1029.12 | 0.0025 |
| 0.8000 | 0.3025 | 0.0657 | 0.0100 | 714.60 | 0.0068 |
| 0.9000 | 0.1755 | 0.0319 | 0.0051 | 371.02 | 0.0069 |
| 1.0000 | - | - | - | - | - |

ethyl oleate (1) + *n*-hexadecane (2)

| 293.15K | | | | | |
|---------|--------|---------|--------|--------|--------|
| 0.0000 | - | - | - | - | - |
| 0.1000 | 0.1364 | -0.1135 | 0.0006 | -18.14 | 0.0109 |
| 0.2000 | 0.2185 | -0.2045 | 0.0007 | -30.12 | 0.0176 |
| 0.3000 | 0.2659 | -0.2533 | 0.0008 | -25.33 | 0.0209 |
| 0.4000 | 0.2884 | -0.2737 | 0.0009 | -15.75 | 0.0217 |
| 0.5000 | 0.2868 | -0.2682 | 0.0009 | -2.83 | 0.0200 |
| 0.6000 | 0.2459 | -0.2469 | 0.0010 | 5.47 | 0.0165 |
| 0.7000 | 0.2106 | -0.2033 | 0.0008 | 13.13 | 0.0121 |
| 0.8000 | 0.1526 | -0.1413 | 0.0006 | 16.90 | 0.0077 |
| 0.9000 | 0.0835 | -0.0806 | 0.0003 | 9.47 | 0.0040 |
| 1.0000 | - | - | - | - | - |
| 298.15K | | | | | |
| 0.0000 | - | - | - | - | - |
| 0.1000 | 0.1326 | -0.1027 | 0.0006 | -21.77 | 0.0106 |
| 0.2000 | 0.2164 | -0.1772 | 0.0008 | -30.54 | 0.0172 |
| 0.3000 | 0.2622 | -0.2223 | 0.0009 | -28.01 | 0.0205 |
| 0.4000 | 0.2847 | -0.2338 | 0.0009 | -18.14 | 0.0211 |
| 0.5000 | 0.2834 | -0.2247 | 0.0009 | 0.73 | 0.0193 |
| 0.6000 | 0.2433 | -0.2008 | 0.0010 | 6.73 | 0.0159 |
| 0.7000 | 0.2082 | -0.1636 | 0.0008 | 13.44 | 0.0117 |
| 0.8000 | 0.1522 | -0.1108 | 0.0006 | 21.89 | 0.0075 |
| 0.9000 | 0.0838 | -0.0563 | 0.0003 | 15.38 | 0.0040 |
| 1.0000 | - | - | - | - | - |
| 303.15K | | | | | |
| 0.0000 | - | - | - | - | - |
| 0.1000 | 0.1322 | -0.0843 | 0.0006 | -17.87 | 0.0104 |
| 0.2000 | 0.2147 | -0.1545 | 0.0008 | -31.99 | 0.0167 |
| 0.3000 | 0.2598 | -0.1922 | 0.0009 | -28.65 | 0.0197 |
| 0.4000 | 0.2820 | -0.1970 | 0.0009 | -16.34 | 0.0204 |
| 0.5000 | 0.2819 | -0.1903 | 0.0010 | 2.30 | 0.0187 |
| 0.6000 | 0.2416 | -0.1689 | 0.0010 | 9.45 | 0.0153 |
| 0.7000 | 0.2066 | -0.1402 | 0.0008 | 11.40 | 0.0111 |
| 0.8000 | 0.1512 | -0.0969 | 0.0006 | 20.40 | 0.0070 |
| 0.9000 | 0.0831 | -0.0497 | 0.0003 | 14.31 | 0.0037 |
| 1.0000 | - | - | - | - | - |
| 308.15K | | | | | |
| 0.0000 | - | - | - | - | - |
| 0.1000 | 0.1307 | -0.0710 | 0.0007 | -15.72 | 0.0101 |
| 0.2000 | 0.2122 | -0.1258 | 0.0008 | -24.22 | 0.0163 |
| 0.3000 | 0.2579 | -0.1563 | 0.0009 | -19.64 | 0.0193 |
| 0.4000 | 0.2806 | -0.1638 | 0.0010 | -7.69 | 0.0199 |
| 0.5000 | 0.2797 | -0.1596 | 0.0010 | 5.68 | 0.0182 |
| 0.6000 | 0.2388 | -0.1421 | 0.0010 | 11.82 | 0.0147 |
| 0.7000 | 0.2049 | -0.1166 | 0.0008 | 16.29 | 0.0106 |
| 0.8000 | 0.1513 | -0.0804 | 0.0006 | 22.01 | 0.0066 |
| 0.9000 | 0.0832 | -0.0400 | 0.0003 | 15.83 | 0.0036 |
| 1.0000 | - | - | - | - | - |
| 313.15K | | | | | |
| 0.0000 | - | - | - | - | - |
| 0.1000 | 0.1288 | -0.0575 | 0.0007 | -12.40 | 0.0100 |
| 0.2000 | 0.2105 | -0.0999 | 0.0008 | -16.67 | 0.0160 |
| 0.3000 | 0.2562 | -0.1264 | 0.0009 | -13.69 | 0.0189 |
| 0.4000 | 0.2782 | -0.1323 | 0.0009 | -2.74 | 0.0195 |
| 0.5000 | 0.2785 | -0.1313 | 0.0009 | 7.82 | 0.0177 |
| 0.6000 | 0.2369 | -0.1177 | 0.0008 | 12.36 | 0.0141 |
| 0.7000 | 0.2037 | -0.0972 | 0.0007 | 15.66 | 0.0099 |

| | | | | | |
|---------|--------|---------|--------|--------|--------|
| 0.8000 | 0.1502 | -0.0667 | 0.0004 | 21.57 | 0.0060 |
| 0.9000 | 0.0826 | -0.0317 | 0.0002 | 16.40 | 0.0033 |
| 0.1000 | - | - | - | - | - |
| 318.15K | | | | | |
| 0.0000 | - | - | - | - | - |
| 0.1000 | 0.1275 | -0.0520 | 0.0006 | -12.48 | 0.0097 |
| 0.2000 | 0.2098 | -0.0905 | 0.0008 | -17.04 | 0.0158 |
| 0.3000 | 0.2556 | -0.1127 | 0.0009 | -11.96 | 0.0186 |
| 0.4000 | 0.2780 | -0.1160 | 0.0009 | 0.99 | 0.0191 |
| 0.5000 | 0.2758 | -0.1135 | 0.0009 | 13.19 | 0.0172 |
| 0.6000 | 0.2363 | -0.1006 | 0.0008 | 17.94 | 0.0136 |
| 0.7000 | 0.2022 | -0.0829 | 0.0006 | 19.81 | 0.0095 |
| 0.8000 | 0.1504 | -0.0564 | 0.0004 | 25.16 | 0.0058 |
| 0.9000 | 0.0823 | -0.0261 | 0.0002 | 18.62 | 0.0032 |
| 1.0000 | - | - | - | - | - |
| 323.15K | | | | | |
| 0.0000 | - | - | - | - | - |
| 0.1000 | 0.1267 | -0.0448 | 0.0007 | -10.80 | 0.0096 |
| 0.2000 | 0.2080 | -0.0778 | 0.0008 | -13.92 | 0.0155 |
| 0.3000 | 0.2544 | -0.0965 | 0.0009 | -8.09 | 0.0183 |
| 0.4000 | 0.2777 | -0.0996 | 0.0009 | 4.86 | 0.0186 |
| 0.5000 | 0.2768 | -0.0976 | 0.0009 | 15.74 | 0.0166 |
| 0.6000 | 0.2359 | -0.0866 | 0.0008 | 21.10 | 0.0130 |
| 0.7000 | 0.2016 | -0.0735 | 0.0006 | 21.73 | 0.0091 |
| 0.8000 | 0.1505 | -0.0486 | 0.0004 | 25.81 | 0.0054 |
| 0.9000 | 0.0816 | -0.0222 | 0.0001 | 19.15 | 0.0030 |
| 1.0000 | - | - | - | - | - |
| 328.15K | | | | | |
| 0.0000 | - | - | - | - | - |
| 0.1000 | 0.1256 | -0.0390 | 0.0007 | -9.33 | 0.0095 |
| 0.2000 | 0.2073 | -0.0667 | 0.0008 | -10.20 | 0.0152 |
| 0.3000 | 0.2540 | -0.0831 | 0.0009 | -4.35 | 0.0179 |
| 0.4000 | 0.2768 | -0.0906 | 0.0009 | 8.21 | 0.0182 |
| 0.5000 | 0.2765 | -0.0856 | 0.0009 | 16.89 | 0.0163 |
| 0.6000 | 0.2356 | -0.0782 | 0.0008 | 23.43 | 0.0127 |
| 0.7000 | 0.2005 | -0.0646 | 0.0006 | 24.05 | 0.0085 |
| 0.8000 | 0.1498 | -0.0419 | 0.0004 | 26.82 | 0.0048 |
| 0.9000 | 0.0820 | -0.0185 | 0.0001 | 20.09 | 0.0022 |
| 1.0000 | - | - | - | - | - |
| 333.15K | | | | | |
| 0.0000 | - | - | - | - | - |
| 0.1000 | 0.1254 | -0.0321 | 0.0007 | -5.99 | 0.0097 |
| 0.2000 | 0.2071 | -0.0538 | 0.0008 | -3.26 | 0.0150 |
| 0.3000 | 0.2525 | -0.0698 | 0.0009 | -0.68 | 0.0176 |
| 0.4000 | 0.2756 | -0.0768 | 0.0009 | 10.53 | 0.0179 |
| 0.5000 | 0.2765 | -0.0759 | 0.0009 | 13.75 | 0.0160 |
| 0.6000 | 0.2347 | -0.0677 | 0.0008 | 22.27 | 0.0122 |
| 0.7000 | 0.1993 | -0.0572 | 0.0006 | 22.50 | 0.0079 |
| 0.8000 | 0.1498 | -0.0371 | 0.0004 | 24.91 | 0.0045 |
| 0.9000 | 0.0823 | -0.0167 | 0.0002 | 18.66 | 0.0026 |
| 1.0000 | - | - | - | - | - |
| 338.15K | | | | | |
| 0.0000 | - | - | - | - | - |
| 0.1000 | 0.1249 | -0.0292 | 0.0006 | -4.98 | 0.0096 |
| 0.2000 | 0.2065 | -0.0494 | 0.0008 | -2.17 | 0.0152 |
| 0.3000 | 0.2533 | -0.0625 | 0.0008 | 3.22 | 0.0176 |
| 0.4000 | 0.2753 | -0.0682 | 0.0008 | 16.36 | 0.0182 |
| 0.5000 | 0.2762 | -0.0669 | 0.0009 | 19.53 | 0.0160 |

| | | | | | |
|--|--------|---------|--------|--------|--------|
| 0.6000 | 0.2355 | -0.0603 | 0.0008 | 28.95 | 0.0119 |
| 0.7000 | 0.1996 | -0.0508 | 0.0007 | 28.46 | 0.0075 |
| 0.8000 | 0.1508 | -0.0337 | 0.0004 | 26.27 | 0.0047 |
| 0.9000 | 0.0824 | -0.0155 | 0.0002 | 19.04 | 0.0033 |
| 1.0000 | - | - | - | - | - |
| 343.15K | | | | | |
| 0.0000 | - | - | - | - | - |
| 0.1000 | 0.1249 | -0.0247 | 0.0005 | -1.15 | 0.0097 |
| 0.2000 | 0.2056 | -0.0422 | 0.0007 | 2.76 | 0.0184 |
| 0.3000 | 0.2527 | -0.0542 | 0.0008 | 7.73 | 0.0213 |
| 0.4000 | 0.2749 | -0.0595 | 0.0008 | 20.61 | 0.0217 |
| 0.5000 | 0.2764 | -0.0586 | 0.0008 | 22.82 | 0.0195 |
| 0.6000 | 0.2346 | -0.0535 | 0.0008 | 32.17 | 0.0150 |
| 0.7000 | 0.2013 | -0.0441 | 0.0008 | 30.49 | 0.0102 |
| 0.8000 | 0.1502 | -0.0317 | 0.0004 | 24.65 | 0.0081 |
| 0.9000 | 0.0820 | -0.0169 | 0.0001 | 15.10 | 0.0033 |
| 1.0000 | - | - | - | - | - |
| <i>n</i> -hexadecane (1) + 1-butanol (2) | | | | | |
| 293.15K | | | | | |
| 0.0000 | - | - | - | - | - |
| 0.1000 | 0.238 | -0.0664 | 0.0045 | 153.65 | 0.0888 |
| 0.2000 | 0.353 | -0.1015 | 0.0072 | 249.49 | 0.1197 |
| 0.3000 | 0.4235 | -0.1562 | 0.0082 | 270.14 | 0.1306 |
| 0.4000 | 0.4628 | -0.2302 | 0.0085 | 230.69 | 0.1301 |
| 0.5000 | 0.4827 | -0.2377 | 0.0081 | 213.87 | 0.1252 |
| 0.6000 | 0.471 | -0.257 | 0.0071 | 159.4 | 0.1135 |
| 0.7000 | 0.4258 | -0.2479 | 0.0058 | 105.63 | 0.0958 |
| 0.8000 | 0.3507 | -0.1912 | 0.0043 | 69.9 | 0.0746 |
| 0.9000 | 0.2387 | -0.1498 | 0.0023 | 3.7 | 0.0492 |
| 1.0000 | - | - | - | - | - |
| 298.15K | | | | | |
| 0.0000 | - | - | - | - | - |
| 0.1000 | 0.246 | -0.0615 | 0.0044 | 153.92 | 0.0954 |
| 0.2000 | 0.3698 | -0.0904 | 0.0071 | 254.01 | 0.1298 |
| 0.3000 | 0.4462 | -0.1392 | 0.0082 | 274.96 | 0.1425 |
| 0.4000 | 0.4909 | -0.1972 | 0.0084 | 242.5 | 0.1426 |
| 0.5000 | 0.5122 | -0.2052 | 0.008 | 224.17 | 0.1371 |
| 0.6000 | 0.5007 | -0.218 | 0.007 | 172.96 | 0.1241 |
| 0.7000 | 0.454 | -0.2088 | 0.0057 | 119.06 | 0.1045 |
| 0.8000 | 0.3768 | -0.1646 | 0.0043 | 76.71 | 0.0817 |
| 0.9000 | 0.2589 | -0.1326 | 0.0023 | 4.89 | 0.0539 |
| 1.0000 | - | - | - | - | - |
| 303.15K | | | | | |
| 0.0000 | - | - | - | - | - |
| 0.1000 | 0.2562 | -0.0605 | 0.0044 | 150.07 | 0.1031 |
| 0.2000 | 0.3891 | -0.0835 | 0.007 | 255.4 | 0.1413 |
| 0.3000 | 0.4737 | -0.1288 | 0.0081 | 274.75 | 0.1558 |
| 0.4000 | 0.5237 | -0.1734 | 0.0084 | 249.69 | 0.1563 |
| 0.5000 | 0.5467 | -0.1759 | 0.0079 | 236.39 | 0.1499 |
| 0.6000 | 0.535 | -0.1857 | 0.007 | 186.02 | 0.1355 |
| 0.7000 | 0.4872 | -0.1784 | 0.0057 | 130.14 | 0.1143 |
| 0.8000 | 0.4072 | -0.1421 | 0.0043 | 83.56 | 0.0892 |
| 0.9000 | 0.283 | -0.1167 | 0.0023 | 7.11 | 0.059 |
| 1.0000 | - | - | - | - | - |
| 308.15K | | | | | |
| 0.0000 | - | - | - | - | - |
| 0.1000 | 0.2684 | -0.0528 | 0.0044 | 154.45 | 0.1119 |
| 0.2000 | 0.4118 | -0.0744 | 0.0069 | 260.74 | 0.1545 |

| | | | | | |
|--------|--------|---------|---------|--------|--------|
| 0.3000 | 0.5043 | -0.1108 | 0.008 | 285.94 | 0.1709 |
| 0.4000 | 0.5588 | -0.1459 | 0.0083 | 266.88 | 0.1714 |
| 0.5000 | 0.5855 | -0.1505 | 0.0078 | 250.39 | 0.1643 |
| 0.6000 | 0.574 | -0.1568 | 0.0069 | 202.3 | 0.1484 |
| 0.7000 | 0.5241 | -0.1508 | 0.0056 | 144.6 | 0.1248 |
| 0.8000 | 0.4416 | -0.1232 | 0.0042 | 91.04 | 0.0976 |
| 0.9000 | 0.3093 | -0.1031 | 0.0023 | 9.81 | 0.0645 |
| 1.0000 | - | - | - | - | - |
| | | | 313.15K | | |
| 0.0000 | - | - | - | - | - |
| 0.1000 | 0.2822 | -0.0473 | 0.0043 | 157.78 | 0.1218 |
| 0.2000 | 0.437 | -0.0651 | 0.0069 | 268.69 | 0.1693 |
| 0.3000 | 0.538 | -0.0964 | 0.0079 | 296.77 | 0.1877 |
| 0.4000 | 0.5987 | -0.1238 | 0.0082 | 283.72 | 0.1883 |
| 0.5000 | 0.6277 | -0.1278 | 0.0078 | 267.38 | 0.1802 |
| 0.6000 | 0.6167 | -0.1325 | 0.0068 | 219.7 | 0.1622 |
| 0.7000 | 0.5653 | -0.1282 | 0.0056 | 159.28 | 0.1366 |
| 0.8000 | 0.4789 | -0.107 | 0.0041 | 99.47 | 0.107 |
| 0.9000 | 0.3386 | -0.0911 | 0.0022 | 13.34 | 0.0704 |
| 0.1000 | - | - | - | - | - |
| | | | 318.15K | | |
| 0.0000 | - | - | - | - | - |
| 0.1000 | 0.2983 | -0.0425 | 0.0042 | 161.07 | 0.1334 |
| 0.2000 | 0.4661 | -0.0569 | 0.0067 | 277.52 | 0.186 |
| 0.3000 | 0.5771 | -0.0804 | 0.0078 | 314.43 | 0.2066 |
| 0.4000 | 0.6431 | -0.1057 | 0.008 | 300.48 | 0.2071 |
| 0.5000 | 0.6752 | -0.1098 | 0.0076 | 283.21 | 0.1977 |
| 0.6000 | 0.6645 | -0.1143 | 0.0067 | 234.39 | 0.1777 |
| 0.7000 | 0.6115 | -0.1109 | 0.0055 | 171.91 | 0.1495 |
| 0.8000 | 0.5219 | -0.0948 | 0.004 | 106.12 | 0.1173 |
| 0.9000 | 0.3704 | -0.0823 | 0.0022 | 15.22 | 0.0769 |
| 1.0000 | - | - | - | - | - |
| | | | 323.15K | | |
| 0.0000 | - | - | - | - | - |
| 0.1000 | 0.3159 | -0.0375 | 0.0042 | 166.41 | 0.146 |
| 0.2000 | 0.4976 | -0.049 | 0.0066 | 288.52 | 0.2045 |
| 0.3000 | 0.6187 | -0.0742 | 0.0077 | 319.5 | 0.2271 |
| 0.4000 | 0.6914 | -0.0894 | 0.0079 | 319.83 | 0.2277 |
| 0.5000 | 0.7267 | -0.0937 | 0.0075 | 301.43 | 0.2166 |
| 0.6000 | 0.7167 | -0.097 | 0.0066 | 253.08 | 0.1943 |
| 0.7000 | 0.6613 | -0.0958 | 0.0054 | 185.89 | 0.1637 |
| 0.8000 | 0.5679 | -0.084 | 0.0039 | 113.81 | 0.1286 |
| 0.9000 | 0.404 | -0.0735 | 0.0021 | 19.12 | 0.0838 |
| 1.0000 | - | - | - | - | - |
| | | | 328.15K | | |
| 0.0000 | - | - | - | - | - |
| 0.1000 | 0.3355 | -0.0333 | 0.0041 | 171.77 | 0.1603 |
| 0.2000 | 0.5326 | -0.0421 | 0.0065 | 300.52 | 0.2254 |
| 0.3000 | 0.6645 | -0.0636 | 0.0076 | 335.66 | 0.2499 |
| 0.4000 | 0.7449 | -0.0761 | 0.0078 | 339.18 | 0.2503 |
| 0.5000 | 0.7829 | -0.0802 | 0.0074 | 320.05 | 0.2373 |
| 0.6000 | 0.7736 | -0.0833 | 0.0065 | 270.51 | 0.2125 |
| 0.7000 | 0.7169 | -0.0832 | 0.0053 | 200.2 | 0.1793 |
| 0.8000 | 0.6174 | -0.0748 | 0.0039 | 121.74 | 0.141 |
| 0.9000 | 0.4395 | -0.0666 | 0.0021 | 22.28 | 0.0912 |
| 1.0000 | - | - | - | - | - |
| | | | 333.15K | | |
| 0.0000 | - | - | - | - | - |

| | | | | | |
|--------|--------|---------|---|--------|--------|
| 0.1000 | 0.3574 | -0.0288 | 0.0041 | 179.32 | 0.1763 |
| 0.2000 | 0.5717 | -0.0356 | 0.0065 | 314.36 | 0.2485 |
| 0.3000 | 0.7147 | -0.0538 | 0.0075 | 353.92 | 0.275 |
| 0.4000 | 0.8018 | -0.0639 | 0.0078 | 360.96 | 0.275 |
| 0.5000 | 0.8446 | -0.0682 | 0.0073 | 340.24 | 0.26 |
| 0.6000 | 0.8359 | -0.0715 | 0.0065 | 288.8 | 0.2329 |
| 0.7000 | 0.777 | -0.0722 | 0.0052 | 214.9 | 0.1966 |
| 0.8000 | 0.671 | -0.0667 | 0.0038 | 130.07 | 0.1548 |
| 0.9000 | 0.4766 | -0.0595 | 0.002 | 27.28 | 0.0992 |
| 1.0000 | - | - | - | - | - |
| | | | 338.15K | | |
| 0.0000 | - | - | - | - | - |
| 0.1000 | 0.3818 | -0.0251 | 0.0041 | 187.05 | 0.1942 |
| 0.2000 | 0.6135 | -0.03 | 0.0064 | 329.21 | 0.2742 |
| 0.3000 | 0.769 | -0.0458 | 0.0075 | 372.49 | 0.3024 |
| 0.4000 | 0.8643 | -0.0539 | 0.0077 | 383.02 | 0.3024 |
| 0.5000 | 0.9105 | -0.0582 | 0.0072 | 361.33 | 0.2851 |
| 0.6000 | 0.9028 | -0.0617 | 0.0064 | 307.52 | 0.2552 |
| 0.7000 | 0.8414 | -0.0633 | 0.0051 | 229.72 | 0.2158 |
| 0.8000 | 0.7286 | -0.0594 | 0.0037 | 139.98 | 0.17 |
| 0.9000 | 0.515 | -0.0532 | 0.0019 | 33.28 | 0.1084 |
| 1.0000 | - | - | - | - | - |
| | | | 343.15K | | |
| 0.0000 | - | - | - | - | - |
| 0.1000 | 0.4081 | -0.0217 | 0.0041 | 195.62 | 0.215 |
| 0.2000 | 0.6587 | -0.0251 | 0.0064 | 344.77 | 0.3042 |
| 0.3000 | 0.8273 | -0.0383 | 0.0074 | 393.13 | 0.3343 |
| 0.4000 | 0.9312 | -0.045 | 0.0076 | 406.45 | 0.3344 |
| 0.5000 | 0.9821 | -0.0494 | 0.0072 | 383.07 | 0.3151 |
| 0.6000 | 0.9752 | -0.0532 | 0.0064 | 326.65 | 0.2826 |
| 0.7000 | 0.9112 | -0.0553 | 0.005 | 245.29 | 0.2399 |
| 0.8000 | 0.789 | -0.0527 | 0.0036 | 150.58 | 0.1901 |
| 0.9000 | 0.5533 | -0.047 | 0.0018 | 40.86 | 0.1214 |
| 1.0000 | - | - | - | - | - |
| | | | <i>n</i> -hexadecane (1) + 1-propanol (2) | | |
| | | | 293.15K | | |
| 0.0000 | - | - | - | - | - |
| 0.1000 | 0.2730 | 0.1150 | 0.0093 | 444.78 | 0.1182 |
| 0.2000 | 0.3704 | 0.1421 | 0.0134 | 647.97 | 0.1405 |
| 0.3000 | 0.4365 | 0.1457 | 0.0150 | 736.01 | 0.1410 |
| 0.4000 | 0.4707 | 0.1241 | 0.0149 | 736.06 | 0.1385 |
| 0.5000 | 0.4873 | 0.0673 | 0.0137 | 657.91 | 0.1270 |
| 0.6000 | 0.4759 | 0.0130 | 0.0121 | 545.73 | 0.1136 |
| 0.7000 | 0.4384 | -0.0395 | 0.0095 | 405.84 | 0.0963 |
| 0.8000 | 0.3681 | -0.0628 | 0.0068 | 264.92 | 0.0742 |
| 0.9000 | 0.2529 | -0.0683 | 0.0036 | 115.89 | 0.0474 |
| 1.0000 | - | - | - | - | - |
| | | | 298.15K | | |
| 0.0000 | - | - | - | - | - |
| 0.1000 | 0.2821 | 0.0941 | 0.0092 | 440.99 | 0.1260 |
| 0.2000 | 0.3886 | 0.1160 | 0.0134 | 645.27 | 0.1514 |
| 0.3000 | 0.4612 | 0.1149 | 0.0149 | 730.57 | 0.1536 |
| 0.4000 | 0.5010 | 0.0936 | 0.0149 | 729.19 | 0.1516 |
| 0.5000 | 0.5203 | 0.0455 | 0.0136 | 652.86 | 0.1395 |
| 0.6000 | 0.5093 | 0.0047 | 0.0121 | 546.72 | 0.1249 |
| 0.7000 | 0.4700 | -0.0373 | 0.0094 | 409.39 | 0.1058 |
| 0.8000 | 0.3955 | -0.0598 | 0.0068 | 264.95 | 0.0818 |
| 0.9000 | 0.2756 | -0.0666 | 0.0036 | 112.42 | 0.0523 |

| | | | | | |
|--------|--------|---------|---------|--------|--------|
| 1.0000 | - | - | - | - | - |
| | | | 303.15K | | |
| 0.0000 | - | - | - | - | - |
| 0.1000 | 0.2934 | 0.0746 | 0.0092 | 436.22 | 0.1353 |
| 0.2000 | 0.4104 | 0.0973 | 0.0133 | 648.70 | 0.1643 |
| 0.3000 | 0.4908 | 0.0939 | 0.0149 | 733.01 | 0.1678 |
| 0.4000 | 0.5361 | 0.0737 | 0.0148 | 730.64 | 0.1665 |
| 0.5000 | 0.5575 | 0.0320 | 0.0135 | 654.67 | 0.1533 |
| 0.6000 | 0.5477 | 0.0020 | 0.0120 | 553.91 | 0.1374 |
| 0.7000 | 0.5072 | -0.0348 | 0.0094 | 415.03 | 0.1166 |
| 0.8000 | 0.4288 | -0.0598 | 0.0067 | 263.12 | 0.0899 |
| 0.9000 | 0.3009 | -0.0596 | 0.0036 | 114.34 | 0.0578 |
| 1.0000 | - | - | - | - | - |
| | | | 308.15K | | |
| 0.0000 | - | - | - | - | - |
| 0.1000 | 0.3064 | 0.0649 | 0.0091 | 441.38 | 0.1454 |
| 0.2000 | 0.4349 | 0.0829 | 0.0133 | 654.79 | 0.1786 |
| 0.3000 | 0.5238 | 0.0781 | 0.0148 | 738.53 | 0.1840 |
| 0.4000 | 0.5754 | 0.0593 | 0.0147 | 735.68 | 0.1832 |
| 0.5000 | 0.5993 | 0.0277 | 0.0135 | 665.94 | 0.1689 |
| 0.6000 | 0.5902 | 0.0004 | 0.0120 | 562.86 | 0.1513 |
| 0.7000 | 0.5485 | -0.0317 | 0.0093 | 422.68 | 0.1283 |
| 0.8000 | 0.4653 | -0.0511 | 0.0067 | 271.47 | 0.0991 |
| 0.9000 | 0.3287 | -0.0544 | 0.0036 | 115.88 | 0.0637 |
| 1.0000 | - | - | - | - | - |
| | | | 313.15K | | |
| 0.0000 | - | - | - | - | - |
| 0.1000 | 0.3212 | 0.0548 | 0.0091 | 443.11 | 0.1572 |
| 0.2000 | 0.4615 | 0.0712 | 0.0133 | 661.02 | 0.1949 |
| 0.3000 | 0.5602 | 0.0663 | 0.0148 | 745.72 | 0.2022 |
| 0.4000 | 0.6195 | 0.0492 | 0.0147 | 742.86 | 0.2019 |
| 0.5000 | 0.6455 | 0.0226 | 0.0134 | 674.97 | 0.1865 |
| 0.6000 | 0.6372 | -0.0004 | 0.0119 | 572.58 | 0.167 |
| 0.7000 | 0.5931 | -0.0280 | 0.0093 | 431.78 | 0.1414 |
| 0.8000 | 0.5062 | -0.0464 | 0.0066 | 276.6 | 0.1092 |
| 0.9000 | 0.3591 | -0.0499 | 0.0035 | 117.42 | 0.0702 |
| 0.1000 | - | - | - | - | - |
| | | | 318.15K | | |
| 0.0000 | - | - | - | - | - |
| 0.1000 | 0.3384 | 0.0469 | 0.0090 | 447.79 | 0.1708 |
| 0.2000 | 0.4929 | 0.0618 | 0.0132 | 670.77 | 0.2136 |
| 0.3000 | 0.6011 | 0.0567 | 0.0146 | 756.67 | 0.2228 |
| 0.4000 | 0.6689 | 0.0413 | 0.0146 | 754.19 | 0.2231 |
| 0.5000 | 0.6987 | 0.0188 | 0.0133 | 687.74 | 0.2063 |
| 0.6000 | 0.6906 | -0.0013 | 0.0118 | 584.34 | 0.1843 |
| 0.7000 | 0.6448 | -0.0249 | 0.0092 | 442.82 | 0.1559 |
| 0.8000 | 0.5523 | -0.0440 | 0.0066 | 280.88 | 0.1206 |
| 0.9000 | 0.3940 | -0.0464 | 0.0035 | 119.16 | 0.0774 |
| 1.0000 | - | - | - | - | - |
| | | | 323.15K | | |
| 0.0000 | - | - | - | - | - |
| 0.1000 | 0.3577 | 0.0401 | 0.0088 | 451.75 | 0.1858 |
| 0.2000 | 0.5275 | 0.0544 | 0.0129 | 681.56 | 0.2346 |
| 0.3000 | 0.6466 | 0.0497 | 0.0144 | 769.10 | 0.2457 |
| 0.4000 | 0.7230 | 0.0355 | 0.0143 | 766.58 | 0.2464 |
| 0.5000 | 0.7562 | 0.0163 | 0.0131 | 701.33 | 0.2281 |
| 0.6000 | 0.7489 | -0.0015 | 0.0117 | 596.99 | 0.2033 |
| 0.7000 | 0.7003 | -0.0223 | 0.0091 | 453.81 | 0.1721 |

| | | | | | |
|---------|--------|---------|--------|--------|--------|
| 0.8000 | 0.6019 | -0.0413 | 0.0065 | 285.72 | 0.1331 |
| 0.9000 | 0.4304 | -0.0432 | 0.0034 | 121.10 | 0.0851 |
| 1.0000 | - | - | - | - | - |
| 328.15K | | | | | |
| 0.0000 | - | - | - | - | - |
| 0.1000 | 0.3791 | 0.0350 | 0.0088 | 457.75 | 0.2030 |
| 0.2000 | 0.5655 | 0.0481 | 0.0128 | 692.97 | 0.2583 |
| 0.3000 | 0.6970 | 0.0439 | 0.0143 | 782.93 | 0.2717 |
| 0.4000 | 0.7821 | 0.0314 | 0.0142 | 781.78 | 0.2725 |
| 0.5000 | 0.8191 | 0.0144 | 0.0130 | 716.26 | 0.2523 |
| 0.6000 | 0.8131 | -0.0017 | 0.0116 | 610.19 | 0.2242 |
| 0.7000 | 0.7605 | -0.0198 | 0.0090 | 465.80 | 0.1899 |
| 0.8000 | 0.6550 | -0.0391 | 0.0064 | 290.78 | 0.1468 |
| 0.9000 | 0.4692 | -0.0395 | 0.0034 | 124.81 | 0.0935 |
| 1.0000 | - | - | - | - | - |
| 333.15K | | | | | |
| 0.0000 | - | - | - | - | - |
| 0.1000 | 0.4034 | 0.0306 | 0.0087 | 463.68 | 0.2221 |
| 0.2000 | 0.6080 | 0.0431 | 0.0127 | 705.48 | 0.2849 |
| 0.3000 | 0.7530 | 0.0397 | 0.0142 | 798.80 | 0.3005 |
| 0.4000 | 0.8473 | 0.0285 | 0.0141 | 798.20 | 0.3016 |
| 0.5000 | 0.8883 | 0.0127 | 0.0129 | 731.17 | 0.2793 |
| 0.6000 | 0.8833 | -0.0025 | 0.0115 | 622.06 | 0.2476 |
| 0.7000 | 0.8269 | -0.0182 | 0.0089 | 476.86 | 0.2098 |
| 0.8000 | 0.7130 | -0.0372 | 0.0063 | 295.59 | 0.1623 |
| 0.9000 | 0.5098 | -0.0363 | 0.0033 | 128.39 | 0.1027 |
| 1.0000 | - | - | - | - | - |
| 338.15K | | | | | |
| 0.0000 | - | - | - | - | - |
| 0.1000 | 0.4304 | 0.0281 | 0.0086 | 475.17 | 0.2446 |
| 0.2000 | 0.6554 | 0.0399 | 0.0126 | 724.21 | 0.3153 |
| 0.3000 | 0.8138 | 0.0355 | 0.0140 | 816.42 | 0.3332 |
| 0.4000 | 0.9185 | 0.0245 | 0.0139 | 814.35 | 0.3345 |
| 0.5000 | 0.9636 | 0.0117 | 0.0127 | 750.44 | 0.3095 |
| 0.6000 | 0.9584 | -0.0029 | 0.0113 | 637.44 | 0.2738 |
| 0.7000 | 0.8988 | -0.0161 | 0.0088 | 491.60 | 0.2321 |
| 0.8000 | 0.7752 | -0.0359 | 0.0062 | 301.14 | 0.1795 |
| 0.9000 | 0.5509 | -0.0331 | 0.0032 | 133.77 | 0.1132 |
| 1.0000 | - | - | - | - | - |
| 343.15K | | | | | |
| 0.0000 | - | - | - | - | - |
| 0.1000 | 0.4601 | 0.0267 | 0.0087 | 490.07 | 0.2720 |
| 0.2000 | 0.7067 | 0.0378 | 0.0127 | 745.63 | 0.3516 |
| 0.3000 | 0.8811 | 0.0284 | 0.0141 | 824.15 | 0.3724 |
| 0.4000 | 0.9952 | 0.0147 | 0.0140 | 812.77 | 0.3733 |
| 0.5000 | 1.0451 | 0.0107 | 0.0128 | 769.92 | 0.3453 |
| 0.6000 | 1.0407 | -0.0036 | 0.0113 | 652.38 | 0.3066 |
| 0.7000 | 0.9760 | -0.0147 | 0.0088 | 505.84 | 0.2598 |
| 0.8000 | 0.8421 | -0.0346 | 0.0061 | 306.88 | 0.2018 |
| 0.9000 | 0.5935 | -0.0296 | 0.0032 | 140.61 | 0.1280 |
| 1.0000 | - | - | - | - | - |

^aStandard uncertainties u for each variables are $u(T) = \pm 0.001$ K for densimeter, $u(T) = \pm 0.01$ K for viscometer, $u(T) = \pm 0.03$ K for refractometer; $u(p) = 5\%$; $u(x_i) = 0.0001$, and the combined expanded uncertainties U_c are $U_c(\rho) = \pm 0.8\text{kg}\cdot\text{m}^{-3}$; $U_c(V^E) = \pm 2 \times 10^{-7} \text{m}^3\cdot\text{mol}^{-1}$; $U_c(\eta) = \pm 0.007 \text{mPa}\cdot\text{s}$; $U_c(\Delta\eta) = \pm 0.009 \text{mPa}\cdot\text{s}$; $U_c(u) = \pm 0.2 \text{m}\cdot\text{s}^{-1}$; $U_c(n_D) = \pm 2.8 \times 10^{-3}$ and $U_c(\Delta n_D) = \pm 3.4 \times 10^{-3}$ with 0.95 level of confidence ($k \approx 2$)

Table A 10 Redlich–Kister Parameters for Excess Molar Volumes V^E , Viscosity Deviations $\Delta\eta$, Deviations in Refractive Indices Δn_D , Excess Molar Gibbs Energy Of Activation Of Viscous Flow ΔG^{*E} and Deviations in Isentropic Compressibility $\Delta\kappa_s$ at temperature T for Binary Mixtures ethyl laurate (1) + 1-propanol (2), ethyl oleate (1) + 1-butanol (2), ethyl oleate (1) + 1-propanol (2), ethyl oleate (1) + n -hexadecane (2), n -hexadecane (1) + 1-butanol (2) and n -hexadecane (1) + 1-propanol (2) along with the corresponding values of rmsd.

| Function | $T/(K)$ | A_0 | A_1 | A_2 | A_3 | A_4 | σ | |
|--|---|-----------|-----------|-----------|-----------|-----------|-----------|---------|
| ethyl laurate (1) + 1-propanol (2) | | | | | | | | |
| $10^6 V^E$ ($m^3 \cdot mol^{-1}$) | 293.15 | 0.790333 | 0.436986 | -0.585755 | -0.357448 | 1.060947 | 0.00001 | |
| | 298.15 | 0.87676 | 0.449957 | -0.551376 | -0.366988 | 1.032486 | 0.00002 | |
| | 303.15 | 0.974053 | 0.453845 | -0.542793 | -0.36454 | 1.038918 | 0.00002 | |
| | 308.15 | 1.080844 | 0.463505 | -0.530891 | -0.380658 | 1.035099 | 0.00002 | |
| | 313.15 | 1.194847 | 0.469632 | -0.518614 | -0.396998 | 1.027331 | 0.00003 | |
| | 318.15 | 1.319171 | 0.475501 | -0.478381 | -0.407937 | 0.989368 | 0.00002 | |
| | 323.15 | 1.452274 | 0.475529 | -0.470183 | -0.423196 | 0.985209 | 0.00002 | |
| | 328.15 | 1.595477 | 0.4791 | -0.45032 | -0.453455 | 0.957906 | 0.00009 | |
| | 333.15 | 1.745467 | 0.472288 | -0.420064 | -0.466683 | 0.927016 | 0.00008 | |
| | 338.15 | 1.905034 | 0.469378 | -0.408671 | -0.496857 | 0.921081 | 0.00009 | |
| | 343.15 | 2.071858 | 0.455655 | -0.401898 | -0.526415 | 0.900751 | 0.00008 | |
| | $\Delta\eta$ (mPa-s) | 293.15 | -0.478476 | 0.054399 | -0.278249 | 0.1548 | -0.764058 | 0.00001 |
| | | 298.15 | -0.380877 | 0.022687 | -0.267807 | 0.144673 | -0.493744 | 0.00001 |
| | | 303.15 | -0.298818 | 0.026357 | -0.278966 | 0.077088 | -0.338823 | 0.00000 |
| | | 308.15 | -0.230419 | -0.011969 | -0.160267 | 0.085975 | -0.367109 | 0.00000 |
| 313.15 | | -0.165219 | -0.030852 | -0.153066 | 0.077501 | -0.243208 | 0.00000 | |
| 318.15 | | -0.12002 | -0.046659 | -0.102087 | 0.060967 | -0.216193 | 0.00000 | |
| 323.15 | | -0.07722 | -0.058299 | -0.06882 | 0.044432 | -0.180064 | 0.00000 | |
| 328.15 | | -0.04482 | -0.062928 | -0.018208 | 0.021284 | -0.180912 | 0.00000 | |
| 333.15 | | -0.01962 | -0.075362 | 0.047648 | 0.00599 | -0.209703 | 0.00000 | |
| 338.15 | | 0.00318 | -0.085779 | 0.099145 | -0.007031 | -0.222404 | 0.00000 | |
| 343.15 | | 0.01838 | -0.090905 | 0.18678 | -0.04568 | -0.275741 | 0.00000 | |
| Δn_D | | 293.15 | 0.050682 | -0.027081 | 0.021993 | -0.01302 | - | 0.00003 |
| | | 298.15 | 0.050231 | -0.027282 | 0.021873 | -0.01165 | - | 0.00003 |
| | | 303.15 | 0.050072 | -0.026312 | 0.021444 | -0.014205 | - | 0.00004 |
| | | 308.15 | 0.049881 | -0.027282 | 0.020784 | -0.01165 | - | 0.00002 |
| | 313.15 | 0.04998 | -0.027098 | 0.020596 | -0.011801 | - | 0.00001 | |
| | 318.15 | 0.049581 | -0.02672 | 0.020585 | -0.011443 | - | 0.00000 | |
| | 323.15 | 0.049361 | -0.02618 | 0.01887 | -0.011184 | - | 0.00007 | |
| | 328.15 | 0.049361 | -0.02618 | 0.01887 | -0.011184 | - | 0.00007 | |
| | 333.15 | 0.049361 | -0.02618 | 0.01887 | -0.011184 | - | 0.00007 | |
| | 338.15 | 0.049335 | -0.026427 | 0.017536 | -0.009701 | - | 0.0001 | |
| | 343.15 | 0.049403 | -0.025403 | 0.018376 | -0.012386 | - | 0.00007 | |
| | ΔG^{*E} ($J \cdot mol^{-1}$) | 293.15 | 1643.8823 | -607.1698 | 47.782461 | 155.35228 | -698.7025 | 0.32660 |
| | | 298.15 | 1718.023 | -651.2366 | 26.468969 | 127.90142 | -491.4536 | 0.21920 |
| | | 303.15 | 1803.1385 | -664.1175 | -15.59418 | 58.082275 | -369.3464 | 0.23720 |
| | | 308.15 | 1894.9231 | -738.0958 | 113.84262 | 71.539952 | -457.4851 | 0.23310 |
| 313.15 | | 2000.0909 | -792.6599 | 119.74856 | 48.058335 | -338.1427 | 0.24922 | |
| 318.15 | | 2102.4876 | -850.9305 | 190.73441 | 19.077792 | -328.5413 | 0.25513 | |
| 323.15 | | 2214.826 | -909.9398 | 253.26662 | -21.65842 | -298.6958 | 0.26367 | |
| 328.15 | | 2326.0417 | -962.2461 | 355.502 | -77.53077 | -319.8307 | 0.2666 | |
| 333.15 | | 2433.2762 | -1037.156 | 521.94177 | -131.628 | -410.7404 | 0.26085 | |
| 338.15 | | 2558.2491 | -1116.746 | 688.0461 | -196.638 | -473.941 | 0.25818 | |
| 343.15 | | 2676.8654 | -1192.825 | 974.76361 | -348.531 | -631.6818 | 0.24067 | |

| | | | | | | | |
|---|--------|-----------|----------|-----------|----------|-----------|---------|
| $10^{10}\Delta\kappa_s$ (Pa ⁻¹) | 293.15 | -0.026003 | 0.219974 | -0.338927 | 0.172784 | -0.009219 | 0.00000 |
| | 298.15 | -0.01922 | 0.219611 | -0.348265 | 0.178774 | -0.001696 | 0.00000 |
| | 303.15 | -0.00922 | 0.218024 | -0.355623 | 0.181254 | 0.007087 | 0.00000 |
| | 308.15 | 0.00278 | 0.214981 | -0.365875 | 0.181667 | 0.020935 | 0.00000 |
| | 313.15 | 0.01878 | 0.210914 | -0.372283 | 0.184768 | 0.031217 | 0.00000 |
| | 318.15 | 0.03558 | 0.20473 | -0.369397 | 0.182494 | 0.035878 | 0.00000 |
| | 323.15 | 0.05678 | 0.19729 | -0.37344 | 0.184354 | 0.051472 | 0.00000 |
| | 328.15 | 0.081994 | 0.186376 | -0.374916 | 0.181878 | 0.070872 | 0.00000 |
| | 333.15 | 0.110397 | 0.17543 | -0.374403 | 0.187045 | 0.083182 | 0.00001 |
| | 338.15 | 0.14358 | 0.163626 | -0.371588 | 0.182701 | 0.099793 | 0.00000 |
| | 343.15 | 0.179981 | 0.15645 | -0.373101 | 0.149425 | 0.147565 | 0.00000 |
| ethyl oleate (1) + 1-butanol (2) | | | | | | | |
| 10^6V^E (m ³ ·mol ⁻¹) | 293.15 | 0.6197 | -0.0242 | 0.1838 | 0.3212 | - | 0.0029 |
| | 298.15 | 0.7123 | -0.0102 | 0.1860 | 0.3126 | - | 0.0038 |
| | 303.15 | 0.8048 | -0.0010 | 0.2268 | 0.2855 | - | 0.0028 |
| | 308.15 | 0.9209 | 0.0706 | 0.2401 | 0.1645 | - | 0.0041 |
| | 313.15 | 1.0336 | 0.0742 | 0.2523 | 0.1483 | - | 0.0045 |
| | 318.15 | 1.1554 | 0.0815 | 0.2781 | 0.1163 | - | 0.0045 |
| | 323.15 | 1.2816 | 0.1377 | 0.2872 | - | - | 0.0045 |
| | 328.15 | 1.4199 | 0.1071 | 0.2825 | - | - | 0.0050 |
| | 333.15 | 1.5622 | 0.0909 | 0.2915 | - | - | 0.0045 |
| | 338.15 | 1.7080 | 0.0731 | 0.3100 | - | - | 0.0043 |
| | 343.15 | 1.8681 | 0.0506 | 0.2770 | - | - | 0.0042 |
| $\Delta\eta$ (mPa·s) | 293.15 | 0.1492 | 0.0014 | -0.5304 | -0.1145 | -0.6712 | 0.0019 |
| | 298.15 | 0.1517 | 0.0351 | -0.5114 | -0.1324 | -0.3529 | 0.0015 |
| | 303.15 | 0.1646 | -0.0218 | -0.4382 | -0.1449 | -0.4013 | 0.0009 |
| | 308.15 | 0.2013 | -0.0579 | -0.3533 | -0.0992 | -0.2435 | 0.0007 |
| | 313.15 | 0.2384 | -0.1386 | -0.2395 | -0.0160 | -0.2558 | 0.0009 |
| | 318.15 | 0.2468 | -0.1128 | -0.2385 | -0.0488 | -0.1252 | 0.0009 |
| | 323.15 | 0.2616 | -0.1272 | -0.1904 | -0.0370 | -0.0862 | 0.0009 |
| | 328.15 | 0.2711 | -0.1232 | -0.0972 | -0.0998 | -0.2063 | 0.0003 |
| | 333.15 | 0.2857 | -0.1837 | -0.0714 | 0.0166 | -0.1035 | 0.0006 |
| | 338.15 | 0.2861 | -0.1474 | -0.0732 | -0.0244 | -0.0377 | 0.0006 |
| | 343.15 | 0.2878 | -0.1495 | -0.0441 | -0.0203 | -0.0386 | 0.0006 |
| Δn_D | 293.15 | 0.0600 | -0.0366 | 0.0240 | - | - | 0.0002 |
| | 298.15 | 0.0598 | -0.0363 | 0.0233 | - | - | 0.0003 |
| | 303.15 | 0.0594 | -0.0365 | 0.0234 | - | - | 0.0003 |
| | 308.15 | 0.0592 | -0.0371 | 0.0251 | - | - | 0.0003 |
| | 313.15 | 0.0588 | -0.0378 | 0.0241 | - | - | 0.0003 |
| | 318.15 | 0.0583 | -0.0381 | 0.0242 | - | - | 0.0002 |
| | 323.15 | 0.0579 | -0.0379 | 0.0245 | - | - | 0.0003 |
| | 328.15 | 0.0577 | -0.0378 | 0.0246 | - | - | 0.0002 |
| | 333.15 | 0.0578 | -0.0378 | 0.0247 | - | - | 0.0003 |
| | 338.15 | 0.0577 | -0.0369 | 0.0246 | - | - | 0.0002 |
| | 343.15 | 0.0579 | -0.0366 | 0.0246 | - | - | 0.0002 |
| ΔG^{*E} (J·mol ⁻¹) | 293.15 | 2964.4 | -1130.5 | 60.4 | - | - | 2.7 |
| | 298.15 | 3020.4 | -1157.2 | 100.4 | - | - | 2.5 |
| | 303.15 | 3090.2 | -1230.4 | 118.6 | - | - | 2.9 |
| | 308.15 | 3190.4 | -1300.5 | 210.1 | - | - | 2.9 |
| | 313.15 | 3283.6 | -1407.6 | 301.3 | - | - | 2.8 |
| | 318.15 | 3406.9 | -1463.9 | 353.8 | - | - | 3.5 |
| | 323.15 | 3524.5 | -1548.7 | 433.4 | - | - | 3.9 |
| | 328.15 | 3652.2 | -1639.7 | 475.7 | - | - | 5.2 |

| | | | | | | | |
|---|--------|---------|---------|---------|---------|---------|--------|
| | 333.15 | 3771.5 | -1764.3 | 600.6 | - | - | 3.9 |
| | 338.15 | 3922.7 | -1829.5 | 669.0 | - | - | 5.5 |
| | 343.15 | 4061.9 | -1924.0 | 784.9 | - | - | 5.9 |
| $10^{10}\Delta\kappa_s$ (Pa ⁻¹) | 293.15 | -0.0928 | 0.1769 | -0.2045 | 0.3689 | -0.3793 | 0.0008 |
| | 298.15 | -0.0921 | 0.1757 | -0.2170 | 0.3902 | -0.3727 | 0.0008 |
| | 303.15 | -0.0922 | 0.1756 | -0.2140 | 0.4024 | -0.3923 | 0.0008 |
| | 308.15 | -0.0900 | 0.1767 | -0.2161 | 0.4112 | -0.3993 | 0.0008 |
| | 313.15 | -0.0878 | 0.1762 | -0.2227 | 0.4220 | -0.3972 | 0.0009 |
| | 318.15 | -0.0841 | 0.1756 | -0.2234 | 0.4343 | -0.3997 | 0.0010 |
| | 323.15 | -0.0798 | 0.1739 | -0.2204 | 0.4493 | -0.4099 | 0.0009 |
| | 328.15 | -0.0745 | 0.1753 | -0.2181 | 0.4572 | -0.4185 | 0.0010 |
| | 333.15 | -0.0672 | 0.1757 | -0.2215 | 0.4699 | -0.4132 | 0.0011 |
| | 338.15 | -0.0596 | 0.1772 | -0.2098 | 0.4836 | -0.4352 | 0.0012 |
| | 343.15 | -0.0416 | 0.1838 | -0.1901 | 0.5082 | -0.4434 | 0.0016 |
| ethyl oleate (1) + 1-propanol (2) | | | | | | | |
| 10^6V^E (m ³ ·mol ⁻¹) | 293.15 | 0.5398 | -0.0161 | 0.0832 | - | - | 0.0022 |
| | 298.15 | 0.6362 | -0.0069 | 0.1017 | - | - | 0.0021 |
| | 303.15 | 0.7398 | -0.0052 | 0.1197 | - | - | 0.0025 |
| | 308.15 | 0.8526 | 0.0045 | 0.1418 | - | - | 0.0024 |
| | 313.15 | 0.9740 | 0.0008 | 0.1482 | - | - | 0.0025 |
| | 318.15 | 1.1060 | -0.0033 | 0.1722 | - | - | 0.0024 |
| | 323.15 | 1.2464 | -0.0107 | 0.1755 | - | - | 0.0027 |
| | 328.15 | 1.3905 | -0.0147 | 0.2038 | - | - | 0.0025 |
| | 333.15 | 1.5480 | -0.0423 | 0.1926 | - | - | 0.0030 |
| | 338.15 | 1.7109 | -0.0617 | 0.2106 | - | - | 0.0033 |
| | 343.15 | 1.8783 | -0.0897 | 0.2242 | - | - | 0.0035 |
| $\Delta\eta$ (mPa·s) | 293.15 | 1.4691 | -0.8519 | -0.3198 | - | - | 0.0054 |
| | 298.15 | 1.2494 | -0.7175 | -0.1937 | - | - | 0.0053 |
| | 303.15 | 1.1103 | -0.6685 | -0.1761 | - | - | 0.0050 |
| | 308.15 | 1.0077 | -0.6212 | -0.1288 | - | - | 0.0042 |
| | 313.15 | 0.9344 | -0.6046 | -0.0795 | - | - | 0.0030 |
| | 318.15 | 0.8482 | -0.5334 | -0.0496 | - | - | 0.0038 |
| | 323.15 | 0.7879 | -0.4936 | -0.0263 | - | - | 0.0034 |
| | 328.15 | 0.7327 | -0.4608 | 0.0129 | - | - | 0.0031 |
| | 333.15 | 0.6934 | -0.4480 | 0.0335 | - | - | 0.0024 |
| | 338.15 | 0.6479 | -0.3983 | 0.0459 | - | - | 0.0029 |
| | 343.15 | 0.6125 | -0.3685 | 0.0620 | - | - | 0.0033 |
| Δn_D | 293.15 | 0.0861 | -0.0540 | 0.0473 | -0.0291 | - | 0.0003 |
| | 298.15 | 0.0857 | -0.0533 | 0.0464 | -0.0274 | - | 0.0003 |
| | 303.15 | 0.0858 | -0.0532 | 0.0466 | -0.0302 | - | 0.0002 |
| | 308.15 | 0.0856 | -0.0532 | 0.0456 | -0.0267 | - | 0.0003 |
| | 313.15 | 0.0851 | -0.0532 | 0.0466 | -0.0286 | - | 0.0003 |
| | 318.15 | 0.0850 | -0.0538 | 0.0453 | -0.0276 | - | 0.0003 |
| | 323.15 | 0.0846 | -0.0536 | 0.0444 | -0.0274 | - | 0.0003 |
| | 328.15 | 0.0844 | -0.0525 | 0.0460 | -0.0315 | - | 0.0002 |
| | 333.15 | 0.0846 | -0.0533 | 0.0470 | -0.0323 | - | 0.0002 |
| | 338.15 | 0.0845 | -0.0534 | 0.0463 | -0.0313 | - | 0.0002 |
| | 343.15 | 0.0847 | -0.0534 | 0.0463 | -0.0309 | - | 0.0002 |
| ΔG^{*E} (J·mol ⁻¹) | 293.15 | 4908.1 | -2508.3 | 1271.0 | -842.7 | - | 1.6 |
| | 298.15 | 4911.8 | -2461.8 | 1311.0 | -938.1 | - | 2.5 |
| | 303.15 | 4974.9 | -2482.6 | 1338.1 | -1066.4 | - | 3.2 |

| | | | | | | | |
|---|--------|---------|---------|---------|---------|---------|---------|
| | 308.15 | 5064.1 | -2580.8 | 1328.7 | -899.7 | - | 4.8 |
| | 313.15 | 5141.7 | -2671.7 | 1385.4 | -910.1 | - | 5.5 |
| | 318.15 | 5259.7 | -2682.7 | 1443.6 | -1058.7 | - | 6.2 |
| | 323.15 | 5372.2 | -2762.7 | 1510.5 | -1058.3 | - | 7.3 |
| | 328.15 | 5491.0 | -2834.3 | 1603.0 | -1115.0 | - | 7.5 |
| | 333.15 | 5605.6 | -2958.6 | 1692.4 | -1100.6 | - | 7.9 |
| | 338.15 | 5758.6 | -2984.5 | 1823.7 | -1269.8 | - | 7.6 |
| | 343.15 | 5909.8 | -3081.0 | 1962.3 | -1250.9 | - | 9.3 |
| $10^{10}\Delta\kappa_s$ (Pa ⁻¹) | 293.15 | -0.1400 | 0.2346 | -0.2220 | 0.5984 | -0.6989 | 0.0019 |
| | 298.15 | -0.1417 | 0.2398 | -0.2338 | 0.6319 | -0.7211 | 0.0020 |
| | 303.15 | -0.1429 | 0.2436 | -0.2390 | 0.6629 | -0.7553 | 0.0021 |
| | 308.15 | -0.1422 | 0.2491 | -0.2509 | 0.6921 | -0.7778 | 0.0021 |
| | 313.15 | -0.1415 | 0.2541 | -0.2604 | 0.7239 | -0.8041 | 0.0022 |
| | 318.15 | -0.1388 | 0.2567 | -0.2668 | 0.7623 | -0.8326 | 0.0024 |
| | 323.15 | -0.1346 | 0.2608 | -0.2709 | 0.7971 | -0.8703 | 0.0024 |
| | 328.15 | -0.1294 | 0.2658 | -0.2764 | 0.8302 | -0.9003 | 0.0025 |
| | 333.15 | -0.1223 | 0.2713 | -0.2828 | 0.8697 | -0.9343 | 0.0026 |
| | 338.15 | -0.1134 | 0.2759 | -0.2814 | 0.9147 | -0.9773 | 0.0027 |
| | 343.15 | -0.0924 | 0.2827 | -0.2699 | 0.9700 | -0.9957 | 0.0030 |
| ethyl oleate (1) + <i>n</i> -hexadecane (2) | | | | | | | |
| 10^6V^E (m ³ ·mol ⁻¹) | 293.15 | 1.1255 | -0.3507 | 0.1100 | - | - | 0.0038 |
| | 298.15 | 1.1042 | -0.3359 | 0.1351 | - | - | 0.0036 |
| | 303.15 | 1.0940 | -0.3304 | 0.1376 | - | - | 0.0038 |
| | 308.15 | 1.0792 | -0.3239 | 0.1629 | - | - | 0.0042 |
| | 313.15 | 1.0723 | -0.3200 | 0.1585 | - | - | 0.0044 |
| | 318.15 | 1.0720 | -0.3117 | 0.1449 | - | - | 0.0039 |
| | 323.15 | 1.0684 | -0.3120 | 0.1369 | - | - | 0.0044 |
| | 328.15 | 1.0695 | -0.3002 | 0.1295 | - | - | 0.0044 |
| | 333.15 | 1.0669 | -0.2995 | 0.1360 | - | - | 0.0047 |
| | 338.15 | 1.0688 | -0.2944 | 0.1286 | - | - | 0.0045 |
| | 343.15 | 1.0668 | -0.2927 | 0.1226 | - | - | 0.0046 |
| $\Delta\eta$ (mPa·s) | 293.15 | -1.0789 | 0.2932 | 0.0665 | - | - | 0.0038 |
| | 298.15 | -0.9061 | 0.3429 | 0.0127 | - | - | 0.0020 |
| | 303.15 | -0.7612 | 0.2998 | 0.0679 | - | - | 0.0040 |
| | 308.15 | -0.6385 | 0.2352 | 0.0127 | - | - | 0.0018 |
| | 313.15 | -0.5253 | 0.1729 | 0.0129 | - | - | 0.0015 |
| | 318.15 | -0.4540 | 0.1772 | 0.0126 | - | - | 0.0017 |
| | 323.15 | -0.3909 | 0.1514 | 0.0122 | - | - | 0.0019 |
| | 328.15 | -0.3530 | 0.1292 | 0.0376 | - | - | 0.0015 |
| | 333.15 | -0.3039 | 0.0903 | 0.0496 | - | - | 0.0011 |
| | 338.15 | -0.2687 | 0.0822 | 0.0247 | - | - | 0.0009 |
| | 343.15 | -0.2345 | 0.0560 | 0.0076 | - | - | 0.0003 |
| Δn_D | 293.15 | 0.0037 | 0.0006 | 0.0017 | -0.0040 | - | 0.00002 |
| | 298.15 | 0.0038 | 0.0007 | 0.0019 | -0.0045 | - | 0.00002 |
| | 303.15 | 0.0038 | 0.0004 | 0.0019 | -0.0044 | - | 0.00002 |
| | 308.15 | 0.0039 | 0.0002 | 0.0020 | -0.0044 | - | 0.00004 |
| | 313.15 | 0.0036 | -0.0005 | 0.0010 | -0.0037 | - | 0.00003 |
| | 318.15 | 0.0035 | -0.0006 | 0.0008 | -0.0038 | - | 0.00004 |
| | 323.15 | 0.0035 | -0.0010 | 0.0008 | -0.0034 | - | 0.00004 |
| | 328.15 | 0.0035 | -0.0008 | 0.0009 | -0.0043 | - | 0.00003 |
| | 333.15 | 0.0035 | -0.0007 | 0.0013 | -0.0038 | - | 0.00003 |

| | | | | | | | |
|---|--------|---------|---------|---------|---------|---------|---------|
| | 338.15 | 0.0034 | -0.0006 | 0.0008 | -0.0034 | - | 0.00003 |
| | 343.15 | 0.0033 | 0.0004 | 0.0006 | -0.0049 | - | 0.00004 |
| ΔG^{*E} (J·mol ⁻¹) | 293.15 | -14.8 | 244.5 | -106.4 | -55.3 | 86.5 | 1.3 |
| | 298.15 | -11.3 | 254.4 | -140.1 | 18.7 | 181.9 | 1.9 |
| | 303.15 | -0.4 | 264.2 | -275.8 | -38.6 | 404.5 | 2.0 |
| | 308.15 | 17.1 | 216.1 | -169.9 | 25.2 | 236.4 | 1.3 |
| | 313.15 | 26.0 | 166.5 | -128.0 | 65.2 | 206.8 | 1.2 |
| | 318.15 | 47.4 | 183.8 | -183.0 | 66.0 | 269.8 | 1.3 |
| | 323.15 | 60.3 | 171.9 | -177.6 | 69.0 | 257.0 | 1.1 |
| | 328.15 | 68.3 | 159.3 | -131.1 | 77.5 | 193.0 | 0.8 |
| | 333.15 | 61.9 | 122.9 | -25.6 | 73.2 | 69.6 | 1.4 |
| | 338.15 | 88.6 | 137.0 | -69.1 | 42.9 | 81.8 | 1.4 |
| | 343.15 | 103.1 | 132.4 | -56.7 | -35.3 | 23.6 | 1.6 |
| $10^{10}\Delta\kappa_s$ (Pa ⁻¹) | 293.15 | 0.0801 | -0.0538 | -0.0131 | 0.0078 | 0.0269 | 0.00005 |
| | 298.15 | 0.0773 | -0.0552 | -0.0087 | 0.0143 | 0.0235 | 0.00005 |
| | 303.15 | 0.0746 | -0.0537 | -0.0112 | 0.0109 | 0.0268 | 0.00006 |
| | 308.15 | 0.0727 | -0.0548 | -0.0146 | 0.0140 | 0.0297 | 0.00006 |
| | 313.15 | 0.0708 | -0.0568 | -0.0190 | 0.0150 | 0.0361 | 0.00006 |
| | 318.15 | 0.0686 | -0.0578 | -0.0145 | 0.0180 | 0.0303 | 0.00007 |
| | 323.15 | 0.0664 | -0.0589 | -0.0125 | 0.0200 | 0.0282 | 0.00006 |
| | 328.15 | 0.0650 | -0.0580 | -0.0173 | 0.0111 | 0.0277 | 0.00004 |
| | 333.15 | 0.0637 | -0.0609 | -0.0279 | 0.0181 | 0.0557 | 0.00004 |
| | 338.15 | 0.0636 | -0.0639 | -0.0268 | 0.0245 | 0.0529 | 0.00015 |
| | 343.15 | 0.0762 | -0.0715 | 0.0155 | 0.0443 | -0.0256 | 0.00060 |
| <i>n</i> -hexadecane (1) + 1-butanol (2) | | | | | | | |
| 10^6V^E (m ³ ·mol ⁻¹) | 293.15 | 1.9040 | 0.0302 | 0.8903 | - | - | 0.0087 |
| | 298.15 | 2.0275 | 0.0871 | 0.9327 | - | - | 0.0093 |
| | 303.15 | 2.1617 | 0.1384 | 1.0128 | - | - | 0.0100 |
| | 308.15 | 2.3269 | 0.1311 | 1.0246 | - | - | 0.0121 |
| | 313.15 | 2.4721 | 0.2388 | 1.2454 | - | - | 0.0121 |
| | 318.15 | 2.6797 | 0.2779 | 1.2608 | - | - | 0.0142 |
| | 323.15 | 2.8536 | 0.3343 | 1.4124 | - | - | 0.0159 |
| | 328.15 | 3.0878 | 0.4032 | 1.5041 | - | - | 0.0172 |
| | 333.15 | 3.3378 | 0.4945 | 1.5176 | - | - | 0.0193 |
| | 338.15 | 3.6088 | 0.5720 | 1.7628 | - | - | 0.0188 |
| | 343.15 | 3.9112 | 0.6290 | 1.7998 | - | - | 0.0199 |
| $\Delta\eta$ (mPa·s) | 293.15 | -1.0085 | -0.4194 | 0.6395 | -0.2336 | -1.3837 | 0.0094 |
| | 298.15 | -0.8643 | -0.3097 | 0.5605 | -0.2787 | -1.3289 | 0.0071 |
| | 303.15 | -0.7448 | -0.2062 | 0.4144 | -0.2948 | -1.1582 | 0.0067 |
| | 308.15 | -0.6301 | -0.1593 | 0.3201 | -0.2937 | -1.0197 | 0.0047 |
| | 313.15 | -0.5336 | -0.1208 | 0.2395 | -0.2878 | -0.9018 | 0.0039 |
| | 318.15 | -0.4578 | -0.1197 | 0.2241 | -0.2413 | -0.8924 | 0.0031 |
| | 323.15 | -0.3887 | -0.0821 | 0.1094 | -0.2693 | -0.6859 | 0.0029 |
| | 328.15 | -0.3324 | -0.0759 | 0.0841 | -0.2498 | -0.6396 | 0.0025 |
| | 333.15 | -0.2819 | -0.0764 | 0.0509 | -0.2218 | -0.5591 | 0.0021 |
| | 338.15 | -0.2404 | -0.0769 | 0.0264 | -0.1930 | -0.4892 | 0.0019 |
| | 343.15 | -0.2037 | -0.0805 | 0.0073 | -0.1567 | -0.4222 | 0.0016 |
| Δn_D | 293.15 | 0.0321 | 0.0150 | 0.0093 | - | - | 0.00005 |
| | 298.15 | 0.0318 | 0.0148 | 0.0089 | - | - | 0.00005 |

| | | | | | | | |
|---|--------|----------|----------|----------|----------|----------|---------|
| | 303.15 | 0.0315 | 0.0146 | 0.0087 | - | - | 0.00005 |
| | 308.15 | 0.0312 | 0.0143 | 0.0092 | - | - | 0.00004 |
| | 313.15 | 0.0308 | 0.0143 | 0.0088 | - | - | 0.00004 |
| | 318.15 | 0.0303 | 0.0141 | 0.0084 | - | - | 0.00003 |
| | 323.15 | 0.0299 | 0.0140 | 0.0079 | - | - | 0.00003 |
| | 328.15 | 0.0295 | 0.0139 | 0.0078 | - | - | 0.00003 |
| | 333.15 | 0.0293 | 0.0138 | 0.0080 | - | - | 0.00004 |
| | 338.15 | 0.0288 | 0.0140 | 0.0080 | - | - | 0.00004 |
| | 343.15 | 0.0287 | 0.0144 | 0.0070 | - | - | 0.00006 |
| ΔG^{*E} (J·mol ⁻¹) | 293.15 | 807.0 | -862.2 | 812.9 | -273.8 | -1040.1 | 7.3 |
| | 298.15 | 854.8 | -817.1 | 815.2 | -340.6 | -1142.1 | 6.3 |
| | 303.15 | 900.0 | -753.4 | 733.3 | -393.6 | -1131.1 | 6.8 |
| | 308.15 | 966.4 | -734.7 | 679.5 | -429.9 | -1128.0 | 5.4 |
| | 313.15 | 1037.6 | -715.7 | 619.1 | -461.3 | -1115.2 | 5.0 |
| | 318.15 | 1103.5 | -744.6 | 638.7 | -426.9 | -1248.9 | 4.5 |
| | 323.15 | 1180.9 | -708.7 | 481.7 | -516.1 | -1048.6 | 4.9 |
| | 328.15 | 1257.2 | -724.8 | 465.2 | -519.1 | -1097.7 | 4.7 |
| | 333.15 | 1340.9 | -753.9 | 418.6 | -505.0 | -1063.1 | 4.5 |
| | 338.15 | 1426.3 | -784.8 | 381.5 | -479.7 | -1026.5 | 4.6 |
| | 343.15 | 1515.2 | -827.6 | 350.1 | -425.9 | -979.9 | 4.4 |
| $10^{10}\Delta\kappa_s$ (Pa ⁻¹) | 293.15 | 0.5011 | -0.1784 | 0.1601 | 0.1542 | 0.3937 | 0.0005 |
| | 298.15 | 0.5489 | -0.1987 | 0.1649 | -0.1427 | 0.4236 | 0.0004 |
| | 303.15 | 0.6004 | -0.2219 | 0.1810 | -0.1348 | 0.4449 | 0.0005 |
| | 308.15 | 0.6579 | -0.2484 | 0.1996 | -0.1303 | 0.4694 | 0.0005 |
| | 313.15 | 0.7210 | -0.2791 | 0.2278 | -0.1247 | 0.4863 | 0.0005 |
| | 318.15 | 0.7912 | -0.3142 | 0.2574 | -0.1234 | 0.5140 | 0.0005 |
| | 323.15 | 0.8668 | -0.3524 | 0.3005 | -0.1240 | 0.5269 | 0.0004 |
| | 328.15 | 0.9500 | -0.3938 | 0.3499 | -0.1339 | 0.5441 | 0.0004 |
| | 333.15 | 1.0409 | -0.4356 | 0.4178 | -0.1552 | 0.5417 | 0.0004 |
| | 338.15 | 1.1404 | -0.4863 | 0.4953 | -0.1682 | 0.5437 | 0.0003 |
| | 343.15 | 1.2612 | -0.5307 | 0.5719 | -0.1845 | 0.5919 | 0.0002 |
| <i>n</i> -hexadecane (1) + 1-propanol (2) | | | | | | | |
| 10^6V^E (m ³ ·mol ⁻¹) | 293.15 | 1.906079 | -0.01759 | 1.297603 | - | - | 0.01149 |
| | 298.15 | 2.043785 | 0.102335 | 1.284853 | - | - | 0.01321 |
| | 303.15 | 2.193375 | 0.06569 | 1.337796 | - | - | 0.01247 |
| | 308.15 | 2.366469 | 0.206575 | 1.318789 | - | - | 0.01463 |
| | 313.15 | 2.544631 | 0.253978 | 1.486058 | - | - | 0.01401 |
| | 318.15 | 2.775354 | 0.247587 | 1.515809 | - | - | 0.01625 |
| | 323.15 | 2.974041 | 0.384627 | 1.750288 | - | - | 0.01592 |
| | 328.15 | 3.241599 | 0.393838 | 1.664787 | - | - | 0.02002 |
| | 333.15 | 3.528968 | 0.505387 | 1.88936 | - | - | 0.01932 |
| | 338.15 | 3.802167 | 0.583993 | 2.045113 | - | - | 0.01975 |
| | 343.15 | 4.145507 | 0.622111 | 1.987892 | - | - | 0.02259 |
| $\Delta\eta$ (mPa·s) | 293.15 | 0.281966 | -1.049 | -0.18273 | -0.25001 | 0.230766 | 0.00514 |
| | 298.15 | 0.195713 | -0.83841 | -0.03536 | -0.36017 | -0.05326 | 0.00395 |
| | 303.15 | 0.146287 | -0.71338 | -0.0085 | -0.32426 | -0.15451 | 0.00239 |
| | 308.15 | 0.118552 | -0.58876 | -0.00744 | -0.35172 | -0.13525 | 0.00152 |
| | 313.15 | 0.096472 | -0.49933 | 0.013799 | -0.34391 | -0.19059 | 0.00106 |

| | | | | | | | |
|--|--------|----------|----------|----------|----------|----------|---------|
| | 318.15 | 0.080076 | -0.43042 | 0.009187 | -0.33855 | -0.20589 | 0.00059 |
| | 323.15 | 0.068695 | -0.37829 | 0.011591 | -0.32035 | -0.23183 | 0.00055 |
| | 328.15 | 0.060992 | -0.3386 | -0.00468 | -0.29248 | -0.21015 | 0.00086 |
| | 333.15 | 0.054051 | -0.31415 | -0.00968 | -0.25102 | -0.20405 | 0.00112 |
| | 338.15 | 0.047575 | -0.28249 | -0.01735 | -0.24939 | -0.1688 | 0.00165 |
| | 343.15 | 0.032927 | -0.21919 | -0.0254 | -0.32339 | -0.08417 | 0.00302 |
| Δn_D | 293.15 | 0.054783 | -0.02973 | 0.023917 | -0.01466 | - | 0.00011 |
| | 298.15 | 0.054475 | -0.03094 | 0.024225 | -0.01091 | - | 0.00012 |
| | 303.15 | 0.054116 | -0.02976 | 0.024699 | -0.01359 | - | 0.00011 |
| | 308.15 | 0.053861 | -0.02942 | 0.024847 | -0.0142 | - | 0.00011 |
| | 313.15 | 0.053552 | -0.03014 | 0.024302 | -0.01212 | - | 0.00013 |
| | 318.15 | 0.05319 | -0.03043 | 0.024048 | -0.01159 | - | 0.00011 |
| | 323.15 | 0.052288 | -0.02978 | 0.02359 | -0.0113 | - | 0.00013 |
| | 328.15 | 0.051824 | -0.02949 | 0.023626 | -0.01207 | - | 0.00013 |
| | 333.15 | 0.051457 | -0.02837 | 0.023086 | -0.01376 | - | 0.00011 |
| | 338.15 | 0.050959 | -0.02915 | 0.022218 | -0.01212 | - | 0.00011 |
| | 343.15 | 0.051051 | -0.02981 | 0.022221 | -0.01309 | - | 0.0001 |
| ΔG^{*E} (J·mol ⁻¹) | 293.15 | 2628.576 | -1866.55 | 677.8163 | -549.832 | - | 5.72886 |
| | 298.15 | 2611.573 | -1777.6 | 694.2564 | -750.894 | - | 4.70082 |
| | 303.15 | 2630.339 | -1784.37 | 647.5953 | -680.994 | - | 3.01859 |
| | 308.15 | 2668.74 | -1717.95 | 670.2913 | -845.25 | - | 2.77057 |
| | 313.15 | 2709.478 | -1713.81 | 638.5518 | -845.391 | - | 1.92772 |
| | 318.15 | 2758.644 | -1730.44 | 609.5372 | -855.878 | - | 1.03294 |
| | 323.15 | 2819.03 | -1738.45 | 568.507 | -879.751 | - | 1.22552 |
| | 328.15 | 2874.177 | -1766.62 | 570.8863 | -863.727 | - | 1.63549 |
| | 333.15 | 2934.212 | -1810.25 | 566.8978 | -824.604 | - | 2.37099 |
| | 338.15 | 3001.569 | -1829.91 | 614.8224 | -871.147 | - | 3.77657 |
| | 343.15 | 3047.105 | -1733.97 | 694.4032 | -1229.09 | - | 7.61749 |
| $10^{10} \Delta \kappa_s$ (Pa ⁻¹) | 293.15 | 0.5130 | -0.2033 | 0.2115 | -0.4294 | 0.6565 | 0.0013 |
| | 298.15 | 0.5632 | -0.2209 | 0.2206 | -0.4318 | 0.6913 | 0.0014 |
| | 303.15 | 0.6193 | -0.2419 | 0.2332 | -0.4407 | 0.7345 | 0.0015 |
| | 308.15 | 0.6821 | -0.2686 | 0.2505 | -0.4429 | 0.7707 | 0.0016 |
| | 313.15 | 0.7529 | -0.2973 | 0.2646 | -0.4546 | 0.8234 | 0.0016 |
| | 318.15 | 0.8321 | -0.3327 | 0.2832 | -0.4662 | 0.8836 | 0.0018 |
| | 323.15 | 0.9190 | -0.3718 | 0.3152 | -0.4823 | 0.9299 | 0.0019 |
| | 328.15 | 1.0156 | -0.4188 | 0.3539 | -0.5011 | 0.9806 | 0.0020 |
| | 333.15 | 1.1231 | -0.4696 | 0.4016 | -0.5258 | 1.0287 | 0.0022 |
| | 338.15 | 1.2440 | -0.5283 | 0.4531 | -0.5600 | 1.1006 | 0.0025 |
| | 343.15 | 1.3891 | -0.5890 | 0.5230 | -0.5996 | 1.2075 | 0.0026 |

Table A 11 Densities ρ ($\text{kg}\cdot\text{m}^{-3}$), Dynamic Viscosities η ($\text{mPa}\cdot\text{s}$), speeds of sound u ($\text{m}\cdot\text{s}^{-1}$) and Refractive Indices n_D for the Ternary Mixtures Ethyl Oleate (1) + *n*-hexadecane (2) + 1-butanol (3) as a Function of Ethyl Oleate Mole Fraction x_1 and *n*-hexadecane Mole Fraction x_2 at $T = 293.15\text{--}343.15$ K and $p = 0.1$ MPa^a.

| x_1 | x_2 | $\rho /$ ($\text{kg}\cdot\text{m}^{-3}$) | $\eta /$ ($\text{mPa}\cdot\text{s}$) | $u /$ ($\text{m}\cdot\text{s}^{-1}$) | $n_D /$ |
|---------|--------|---|---|---|---------|
| 293.15K | | | | | |
| 0.0902 | 0.1001 | 814.4 | 3.1349 | 1304.15 | 1.4186 |
| 0.0800 | 0.2000 | 805.1 | 3.1006 | 1311.12 | 1.4212 |
| 0.0722 | 0.2785 | 799.1 | 3.0802 | 1316.15 | 1.4233 |
| 0.0600 | 0.3999 | 791.8 | 3.0642 | 1323.56 | 1.4258 |
| 0.0501 | 0.4999 | 787.1 | 3.0715 | 1329.36 | 1.4277 |
| 0.0400 | 0.6000 | 783.2 | 3.0903 | 1334.78 | 1.4293 |
| 0.0300 | 0.6996 | 780.0 | 3.1279 | 1340.08 | 1.4307 |
| 0.0201 | 0.7999 | 777.3 | 3.1778 | 1345.30 | 1.4321 |
| 0.0100 | 0.8999 | 775.0 | 3.2577 | 1350.72 | 1.4332 |
| 0.1800 | 0.1000 | 825.6 | 3.4613 | 1323.84 | 1.4256 |
| 0.1600 | 0.2000 | 815.2 | 3.3842 | 1326.22 | 1.4269 |
| 0.1400 | 0.3000 | 806.6 | 3.3214 | 1329.20 | 1.4281 |
| 0.1200 | 0.4000 | 799.4 | 3.2747 | 1332.51 | 1.4291 |
| 0.1000 | 0.5000 | 793.3 | 3.2511 | 1335.92 | 1.4301 |
| 0.0800 | 0.6000 | 788.0 | 3.2393 | 1339.59 | 1.4311 |
| 0.0600 | 0.7000 | 783.5 | 3.2441 | 1343.38 | 1.4319 |
| 0.0400 | 0.8000 | 779.5 | 3.2655 | 1347.35 | 1.4327 |
| 0.0200 | 0.9000 | 776.1 | 3.3038 | 1351.61 | 1.4335 |
| 0.3600 | 0.0999 | 840.1 | 4.1120 | 1349.99 | 1.4362 |
| 0.3200 | 0.2001 | 829.7 | 3.9490 | 1348.20 | 1.4352 |
| 0.2801 | 0.3000 | 820.2 | 3.7980 | 1345.30 | 1.4352 |
| 0.2400 | 0.3999 | 811.6 | 3.6787 | 1346.99 | 1.4345 |
| 0.2000 | 0.5000 | 803.7 | 3.5792 | 1347.25 | 1.4343 |
| 0.1600 | 0.6001 | 796.5 | 3.5143 | 1346.28 | 1.4346 |
| 0.1201 | 0.6998 | 789.8 | 3.4507 | 1347.67 | 1.4344 |
| 0.0800 | 0.8000 | 783.8 | 3.3948 | 1349.48 | 1.4343 |
| 0.0400 | 0.9000 | 778.3 | 3.3576 | 1353.42 | 1.4342 |
| 0.5400 | 0.1000 | 849.4 | 4.7377 | 1367.40 | 1.4413 |
| 0.4800 | 0.2000 | 839.5 | 4.4958 | 1363.89 | 1.4404 |
| 0.4200 | 0.3000 | 830.0 | 4.2697 | 1360.99 | 1.4394 |
| 0.3600 | 0.4000 | 820.9 | 4.0502 | 1358.64 | 1.4384 |
| 0.3000 | 0.5000 | 812.1 | 3.9158 | 1356.88 | 1.4376 |
| 0.2400 | 0.6000 | 803.7 | 3.7667 | 1355.66 | 1.4368 |
| 0.1800 | 0.7000 | 795.6 | 3.6360 | 1354.95 | 1.4361 |
| 0.1200 | 0.8000 | 787.8 | 3.5296 | 1354.88 | 1.4354 |
| 0.0600 | 0.9000 | 780.3 | 3.4409 | 1355.38 | 1.4348 |
| 0.7201 | 0.0999 | 855.8 | 5.3645 | 1380.16 | 1.4453 |
| 0.6400 | 0.2000 | 846.7 | 5.0518 | 1375.94 | 1.4442 |
| 0.5601 | 0.2999 | 837.5 | 4.7722 | 1372.03 | 1.4429 |
| 0.4800 | 0.4000 | 828.3 | 4.4982 | 1368.50 | 1.4416 |
| 0.3999 | 0.5001 | 819.1 | 4.2684 | 1365.33 | 1.4402 |
| 0.3200 | 0.6000 | 810.0 | 4.0487 | 1362.63 | 1.4391 |
| 0.2400 | 0.7000 | 800.7 | 3.8439 | 1360.27 | 1.4378 |
| 0.1600 | 0.8000 | 791.6 | 3.6635 | 1358.52 | 1.4366 |
| 0.0800 | 0.9000 | 782.4 | 3.5143 | 1357.49 | 1.4355 |
| 0.8101 | 0.0999 | 858.4 | 5.6931 | 1385.38 | 1.4470 |
| 0.7201 | 0.1999 | 849.6 | 5.3388 | 1380.97 | 1.4457 |
| 0.6300 | 0.3000 | 840.7 | 5.0267 | 1376.85 | 1.4444 |
| 0.5400 | 0.4000 | 831.5 | 4.7193 | 1372.88 | 1.4430 |
| 0.4500 | 0.5000 | 822.2 | 4.4471 | 1369.22 | 1.4416 |
| 0.3602 | 0.5998 | 812.8 | 4.1899 | 1365.95 | 1.4401 |
| 0.2700 | 0.7000 | 803.1 | 3.9522 | 1362.93 | 1.4387 |

| | | | | | |
|---------|--------|-------|--------|---------|--------|
| 0.1800 | 0.8000 | 793.3 | 3.7422 | 1360.42 | 1.4372 |
| 0.0900 | 0.9000 | 783.4 | 3.5539 | 1358.52 | 1.4358 |
| 298.15K | | | | | |
| 0.0902 | 0.1001 | 810.7 | 2.7729 | 1286.35 | 1.4165 |
| 0.0800 | 0.2000 | 801.3 | 2.7463 | 1292.99 | 1.4191 |
| 0.0722 | 0.2785 | 795.4 | 2.7312 | 1297.82 | 1.4211 |
| 0.0600 | 0.3999 | 788.1 | 2.7205 | 1305.00 | 1.4237 |
| 0.0501 | 0.4999 | 783.5 | 2.7302 | 1310.64 | 1.4256 |
| 0.0400 | 0.6000 | 779.6 | 2.7493 | 1315.97 | 1.4271 |
| 0.0300 | 0.6996 | 776.4 | 2.7848 | 1321.20 | 1.4285 |
| 0.0201 | 0.7999 | 773.7 | 2.8310 | 1326.38 | 1.4299 |
| 0.0100 | 0.8999 | 771.5 | 2.8981 | 1331.77 | 1.4310 |
| 0.1800 | 0.1000 | 821.8 | 3.0637 | 1305.97 | 1.4235 |
| 0.1600 | 0.2000 | 811.4 | 2.9990 | 1308.11 | 1.4248 |
| 0.1400 | 0.3000 | 802.9 | 2.9470 | 1310.88 | 1.4259 |
| 0.1200 | 0.4000 | 795.8 | 2.9087 | 1314.02 | 1.4269 |
| 0.1000 | 0.5000 | 789.7 | 2.8900 | 1317.30 | 1.4280 |
| 0.0800 | 0.6000 | 784.4 | 2.8813 | 1320.87 | 1.4290 |
| 0.0600 | 0.7000 | 779.9 | 2.8866 | 1324.57 | 1.4297 |
| 0.0400 | 0.8000 | 776.0 | 2.9056 | 1328.47 | 1.4306 |
| 0.0200 | 0.9000 | 772.6 | 2.9392 | 1332.70 | 1.4313 |
| 0.3600 | 0.0999 | 836.4 | 3.6351 | 1332.06 | 1.4341 |
| 0.3200 | 0.2001 | 826.0 | 3.4936 | 1330.22 | 1.4331 |
| 0.2801 | 0.3000 | 816.5 | 3.3654 | 1329.00 | 1.4331 |
| 0.2400 | 0.3999 | 807.9 | 3.2624 | 1328.65 | 1.4324 |
| 0.2000 | 0.5000 | 800.1 | 3.1765 | 1328.79 | 1.4322 |
| 0.1600 | 0.6001 | 792.9 | 3.1199 | 1327.94 | 1.4325 |
| 0.1201 | 0.6998 | 786.3 | 3.0671 | 1329.19 | 1.4323 |
| 0.0800 | 0.8000 | 780.2 | 3.0201 | 1330.88 | 1.4321 |
| 0.0400 | 0.9000 | 774.7 | 2.9871 | 1334.56 | 1.4321 |
| 0.5400 | 0.1000 | 845.7 | 4.1892 | 1349.44 | 1.4392 |
| 0.4800 | 0.2000 | 835.8 | 3.9747 | 1345.84 | 1.4383 |
| 0.4200 | 0.3000 | 826.4 | 3.7798 | 1342.82 | 1.4373 |
| 0.3600 | 0.4000 | 817.3 | 3.5841 | 1340.38 | 1.4363 |
| 0.3000 | 0.5000 | 808.5 | 3.4681 | 1338.51 | 1.4355 |
| 0.2400 | 0.6000 | 800.1 | 3.3388 | 1337.18 | 1.4347 |
| 0.1800 | 0.7000 | 792.0 | 3.2262 | 1336.36 | 1.4339 |
| 0.1200 | 0.8000 | 784.3 | 3.1366 | 1336.18 | 1.4332 |
| 0.0600 | 0.9000 | 776.8 | 3.0609 | 1336.60 | 1.4327 |
| 0.7201 | 0.0999 | 852.2 | 4.7415 | 1362.18 | 1.4432 |
| 0.6400 | 0.2000 | 843.0 | 4.4705 | 1357.90 | 1.4421 |
| 0.5601 | 0.2999 | 833.9 | 4.2245 | 1353.92 | 1.4408 |
| 0.4800 | 0.4000 | 824.7 | 3.9855 | 1350.29 | 1.4395 |
| 0.3999 | 0.5001 | 815.5 | 3.7824 | 1347.02 | 1.4381 |
| 0.3200 | 0.6000 | 806.4 | 3.5880 | 1344.23 | 1.4370 |
| 0.2400 | 0.7000 | 797.2 | 3.4108 | 1341.77 | 1.4357 |
| 0.1600 | 0.8000 | 788.0 | 3.2557 | 1339.92 | 1.4345 |
| 0.0800 | 0.9000 | 778.9 | 3.1270 | 1338.75 | 1.4334 |
| 0.8101 | 0.0999 | 854.8 | 5.0318 | 1367.36 | 1.4449 |
| 0.7201 | 0.1999 | 846.0 | 4.7248 | 1362.90 | 1.4437 |
| 0.6300 | 0.3000 | 837.0 | 4.4520 | 1358.71 | 1.4423 |
| 0.5400 | 0.4000 | 828.0 | 4.1818 | 1354.67 | 1.4409 |
| 0.4500 | 0.5000 | 818.7 | 3.9408 | 1350.93 | 1.4395 |
| 0.3602 | 0.5998 | 809.3 | 3.7134 | 1347.55 | 1.4380 |
| 0.2700 | 0.7000 | 799.6 | 3.5050 | 1344.43 | 1.4366 |
| 0.1800 | 0.8000 | 789.8 | 3.3245 | 1341.81 | 1.4350 |
| 0.0900 | 0.9000 | 779.9 | 3.1614 | 1339.79 | 1.4337 |
| 303.15K | | | | | |

| | | | | | |
|--------|--------|-------|---------|---------|--------|
| 0.0902 | 0.1001 | 806.9 | 2.4535 | 1268.68 | 1.4144 |
| 0.0800 | 0.2000 | 797.6 | 2.4306 | 1274.99 | 1.4170 |
| 0.0722 | 0.2785 | 791.6 | 2.4229 | 1279.64 | 1.4190 |
| 0.0600 | 0.3999 | 784.4 | 2.4143 | 1286.57 | 1.4215 |
| 0.0501 | 0.4999 | 779.8 | 2.4298 | 1292.09 | 1.4234 |
| 0.0400 | 0.6000 | 776.0 | 2.4453 | 1297.33 | 1.4249 |
| 0.0300 | 0.6996 | 772.8 | 2.4800 | 1302.51 | 1.4264 |
| 0.0201 | 0.7999 | 770.1 | 2.5238 | 1307.80 | 1.4278 |
| 0.0100 | 0.8999 | 767.9 | 2.5803 | 1313.01 | 1.4289 |
| 0.1800 | 0.1000 | 818.0 | 2.7141 | 1288.21 | 1.4214 |
| 0.1600 | 0.2000 | 807.7 | 2.6604 | 1290.12 | 1.4227 |
| 0.1400 | 0.3000 | 799.3 | 2.6171 | 1292.70 | 1.4238 |
| 0.1200 | 0.4000 | 792.1 | 2.5854 | 1295.68 | 1.4248 |
| 0.1000 | 0.5000 | 786.0 | 2.5708 | 1298.84 | 1.4258 |
| 0.0800 | 0.6000 | 780.8 | 2.5653 | 1302.31 | 1.4268 |
| 0.0600 | 0.7000 | 776.3 | 2.5707 | 1305.95 | 1.4276 |
| 0.0400 | 0.8000 | 772.4 | 2.5882 | 1309.78 | 1.4284 |
| 0.0200 | 0.9000 | 769.0 | 2.6186 | 1313.98 | 1.4292 |
| 0.3600 | 0.0999 | 832.6 | 3.2200 | 1314.26 | 1.4320 |
| 0.3200 | 0.2001 | 822.2 | 3.0972 | 1312.28 | 1.4312 |
| 0.2801 | 0.3000 | 812.8 | 2.9874 | 1311.28 | 1.4310 |
| 0.2400 | 0.3999 | 804.3 | 2.8991 | 1310.46 | 1.4303 |
| 0.2000 | 0.5000 | 796.4 | 2.8231 | 1310.48 | 1.4301 |
| 0.1600 | 0.6001 | 789.3 | 2.7745 | 1310.16 | 1.4304 |
| 0.1201 | 0.6998 | 782.7 | 2.7293 | 1311.28 | 1.4302 |
| 0.0800 | 0.8000 | 777.2 | 2.6893 | 1312.82 | 1.4300 |
| 0.0400 | 0.9000 | 771.2 | 2.6594 | 1315.91 | 1.4299 |
| 0.5400 | 0.1000 | 842.0 | 3.7037 | 1331.64 | 1.4371 |
| 0.4800 | 0.2000 | 832.1 | 3.5192 | 1327.95 | 1.4362 |
| 0.4200 | 0.3000 | 822.7 | 3.3504 | 1324.84 | 1.4352 |
| 0.3600 | 0.4000 | 813.6 | 3.2462 | 1322.28 | 1.4342 |
| 0.3000 | 0.5000 | 804.9 | 3.0784 | 1320.30 | 1.4334 |
| 0.2400 | 0.6000 | 796.5 | 2.9682 | 1318.88 | 1.4326 |
| 0.1800 | 0.7000 | 788.5 | 2.8703 | 1317.95 | 1.4318 |
| 0.1200 | 0.8000 | 780.7 | 2.7931 | 1317.69 | 1.4311 |
| 0.0600 | 0.9000 | 773.3 | 2.7281 | 1318.03 | 1.4305 |
| 0.7201 | 0.0999 | 848.5 | 4.1874 | 1344.35 | 1.4412 |
| 0.6400 | 0.2000 | 839.4 | 3.9535 | 1340.02 | 1.4400 |
| 0.5601 | 0.2999 | 830.3 | 3.7401 | 1335.96 | 1.4387 |
| 0.4800 | 0.4000 | 821.1 | 3.5349 | 1332.25 | 1.4374 |
| 0.3999 | 0.5001 | 812.0 | 3.3580 | 1328.90 | 1.4360 |
| 0.3200 | 0.6000 | 802.9 | 3.1890 | 1326.01 | 1.4349 |
| 0.2400 | 0.7000 | 793.6 | 3.0344 | 1323.45 | 1.4336 |
| 0.1600 | 0.8000 | 784.5 | 2.8996 | 1321.49 | 1.4324 |
| 0.0800 | 0.9000 | 775.4 | 2.7878 | 1320.22 | 1.4313 |
| 0.8101 | 0.0999 | 851.1 | 4.4400 | 1349.50 | 1.4429 |
| 0.7201 | 0.1999 | 842.4 | 4.1761 | 1344.97 | 1.4416 |
| 0.6300 | 0.3000 | 833.4 | 3.9402 | 1340.74 | 1.4402 |
| 0.5400 | 0.4000 | 824.4 | 3.7063 | 1336.63 | 1.4388 |
| 0.4500 | 0.5000 | 815.1 | 3.5011 | 1332.81 | 1.4374 |
| 0.3602 | 0.5998 | 805.7 | 3.3038 | 1329.35 | 1.4359 |
| 0.2700 | 0.7000 | 796.1 | 3.1188 | 1326.12 | 1.4345 |
| 0.1800 | 0.8000 | 786.3 | 2.9588 | 1323.39 | 1.4329 |
| 0.0900 | 0.9000 | 776.4 | 2.8175 | 1321.24 | 1.4316 |
| | | | 308.15K | | |
| 0.0902 | 0.1001 | 803.0 | 2.1859 | 1251.11 | 1.4123 |
| 0.0800 | 0.2000 | 793.8 | 2.1686 | 1257.12 | 1.4149 |
| 0.0722 | 0.2785 | 787.9 | 2.1585 | 1261.58 | 1.4169 |

| | | | | | |
|--------|--------|-------|---------|---------|--------|
| 0.0600 | 0.3999 | 780.7 | 2.1574 | 1268.30 | 1.4193 |
| 0.0501 | 0.4999 | 776.1 | 2.1744 | 1273.70 | 1.4212 |
| 0.0400 | 0.6000 | 772.3 | 2.1902 | 1278.88 | 1.4228 |
| 0.0300 | 0.6996 | 769.2 | 2.2249 | 1283.99 | 1.4242 |
| 0.0201 | 0.7999 | 766.5 | 2.2628 | 1289.17 | 1.4257 |
| 0.0100 | 0.8999 | 764.4 | 2.3165 | 1294.46 | 1.4267 |
| 0.1800 | 0.1000 | 814.2 | 2.4187 | 1270.58 | 1.4193 |
| 0.1600 | 0.2000 | 803.9 | 2.3746 | 1272.27 | 1.4205 |
| 0.1400 | 0.3000 | 795.5 | 2.3384 | 1274.67 | 1.4216 |
| 0.1200 | 0.4000 | 788.4 | 2.3136 | 1277.52 | 1.4226 |
| 0.1000 | 0.5000 | 782.3 | 2.3016 | 1280.56 | 1.4236 |
| 0.0800 | 0.6000 | 777.2 | 2.2984 | 1283.94 | 1.4247 |
| 0.0600 | 0.7000 | 772.7 | 2.3044 | 1287.49 | 1.4254 |
| 0.0400 | 0.8000 | 768.8 | 2.3207 | 1291.28 | 1.4262 |
| 0.0200 | 0.9000 | 765.5 | 2.3487 | 1295.46 | 1.4270 |
| 0.3600 | 0.0999 | 828.9 | 2.8714 | 1296.59 | 1.4299 |
| 0.3200 | 0.2001 | 818.5 | 2.7644 | 1294.48 | 1.4289 |
| 0.2801 | 0.3000 | 809.1 | 2.6741 | 1293.03 | 1.4289 |
| 0.2400 | 0.3999 | 800.6 | 2.5923 | 1292.43 | 1.4281 |
| 0.2000 | 0.5000 | 792.8 | 2.5277 | 1292.33 | 1.4279 |
| 0.1600 | 0.6001 | 785.6 | 2.4838 | 1291.72 | 1.4282 |
| 0.1201 | 0.6998 | 779.1 | 2.4443 | 1292.79 | 1.4280 |
| 0.0800 | 0.8000 | 773.1 | 2.4110 | 1294.38 | 1.4279 |
| 0.0400 | 0.9000 | 767.7 | 2.3883 | 1297.46 | 1.4278 |
| 0.5400 | 0.1000 | 838.2 | 3.3015 | 1314.00 | 1.4350 |
| 0.4800 | 0.2000 | 828.4 | 3.1405 | 1310.21 | 1.4341 |
| 0.4200 | 0.3000 | 819.0 | 2.9938 | 1307.00 | 1.4331 |
| 0.3600 | 0.4000 | 810.0 | 2.8937 | 1304.35 | 1.4321 |
| 0.3000 | 0.5000 | 801.3 | 2.7548 | 1302.27 | 1.4312 |
| 0.2400 | 0.6000 | 792.9 | 2.6589 | 1300.74 | 1.4304 |
| 0.1800 | 0.7000 | 784.9 | 2.5732 | 1299.72 | 1.4296 |
| 0.1200 | 0.8000 | 777.2 | 2.5041 | 1299.37 | 1.4289 |
| 0.0600 | 0.9000 | 769.8 | 2.4481 | 1299.65 | 1.4284 |
| 0.7201 | 0.0999 | 844.8 | 3.7262 | 1326.69 | 1.4391 |
| 0.6400 | 0.2000 | 835.7 | 3.5229 | 1322.27 | 1.4379 |
| 0.5601 | 0.2999 | 826.6 | 3.3367 | 1318.15 | 1.4366 |
| 0.4800 | 0.4000 | 817.5 | 3.1584 | 1314.37 | 1.4353 |
| 0.3999 | 0.5001 | 808.4 | 3.0023 | 1310.94 | 1.4339 |
| 0.3200 | 0.6000 | 799.3 | 2.8550 | 1307.97 | 1.4328 |
| 0.2400 | 0.7000 | 790.1 | 2.7191 | 1305.31 | 1.4314 |
| 0.1600 | 0.8000 | 781.0 | 2.6017 | 1303.25 | 1.4303 |
| 0.0800 | 0.9000 | 771.9 | 2.5030 | 1301.87 | 1.4291 |
| 0.8101 | 0.0999 | 847.5 | 3.9489 | 1331.82 | 1.4408 |
| 0.7201 | 0.1999 | 838.7 | 3.7212 | 1327.23 | 1.4395 |
| 0.6300 | 0.3000 | 829.8 | 3.5158 | 1322.92 | 1.4381 |
| 0.5400 | 0.4000 | 820.8 | 3.2124 | 1318.68 | 1.4367 |
| 0.4500 | 0.5000 | 811.5 | 3.1302 | 1314.85 | 1.4353 |
| 0.3602 | 0.5998 | 802.2 | 2.9575 | 1311.31 | 1.4338 |
| 0.2700 | 0.7000 | 792.6 | 2.7970 | 1308.00 | 1.4324 |
| 0.1800 | 0.8000 | 782.8 | 2.6561 | 1305.16 | 1.4308 |
| 0.0900 | 0.9000 | 772.9 | 2.5319 | 1302.91 | 1.4294 |
| | | | 313.15K | | |
| 0.0902 | 0.1001 | 799.2 | 1.9587 | 1233.64 | 1.4102 |
| 0.0800 | 0.2000 | 790.0 | 1.9458 | 1239.35 | 1.4127 |
| 0.0722 | 0.2785 | 784.1 | 1.9424 | 1243.64 | 1.4147 |
| 0.0600 | 0.3999 | 777.0 | 1.9450 | 1250.15 | 1.4172 |
| 0.0501 | 0.4999 | 772.4 | 1.9602 | 1255.47 | 1.4190 |
| 0.0400 | 0.6000 | 768.7 | 1.9794 | 1260.58 | 1.4206 |

| | | | | | |
|--------|--------|-------|---------|---------|--------|
| 0.0300 | 0.6996 | 765.6 | 2.0090 | 1265.66 | 1.4220 |
| 0.0201 | 0.7999 | 763.0 | 2.0454 | 1270.73 | 1.4235 |
| 0.0100 | 0.8999 | 760.9 | 2.0934 | 1276.10 | 1.4245 |
| 0.1800 | 0.1000 | 810.4 | 2.1693 | 1253.06 | 1.4172 |
| 0.1600 | 0.2000 | 800.1 | 2.1333 | 1254.54 | 1.4184 |
| 0.1400 | 0.3000 | 791.7 | 2.1035 | 1256.78 | 1.4195 |
| 0.1200 | 0.4000 | 784.7 | 2.0836 | 1259.49 | 1.4205 |
| 0.1000 | 0.5000 | 778.7 | 2.0748 | 1262.43 | 1.4215 |
| 0.0800 | 0.6000 | 773.5 | 2.0735 | 1265.73 | 1.4225 |
| 0.0600 | 0.7000 | 769.1 | 2.0800 | 1269.22 | 1.4232 |
| 0.0400 | 0.8000 | 765.3 | 2.0955 | 1272.94 | 1.4241 |
| 0.0200 | 0.9000 | 762.0 | 2.1220 | 1277.15 | 1.4248 |
| 0.3600 | 0.0999 | 825.1 | 2.5733 | 1279.07 | 1.4278 |
| 0.3200 | 0.2001 | 814.8 | 2.4821 | 1276.83 | 1.4268 |
| 0.2801 | 0.3000 | 805.4 | 2.4001 | 1275.26 | 1.4269 |
| 0.2400 | 0.3999 | 796.9 | 2.3333 | 1274.54 | 1.4260 |
| 0.2000 | 0.5000 | 789.1 | 2.2771 | 1274.35 | 1.4258 |
| 0.1600 | 0.6001 | 782.0 | 2.2396 | 1273.84 | 1.4262 |
| 0.1201 | 0.6998 | 775.5 | 2.2052 | 1274.83 | 1.4260 |
| 0.0800 | 0.8000 | 769.6 | 2.1763 | 1276.32 | 1.4258 |
| 0.0400 | 0.9000 | 764.2 | 2.1584 | 1279.23 | 1.4256 |
| 0.5400 | 0.1000 | 834.5 | 2.9460 | 1296.47 | 1.4330 |
| 0.4800 | 0.2000 | 824.7 | 2.8084 | 1292.61 | 1.4320 |
| 0.4200 | 0.3000 | 815.4 | 2.6846 | 1289.32 | 1.4310 |
| 0.3600 | 0.4000 | 806.3 | 2.5978 | 1286.58 | 1.4300 |
| 0.3000 | 0.5000 | 797.7 | 2.4793 | 1284.40 | 1.4291 |
| 0.2400 | 0.6000 | 789.3 | 2.3957 | 1282.78 | 1.4283 |
| 0.1800 | 0.7000 | 781.3 | 2.3208 | 1281.68 | 1.4275 |
| 0.1200 | 0.8000 | 773.6 | 2.2611 | 1281.25 | 1.4268 |
| 0.0600 | 0.9000 | 766.3 | 2.2129 | 1281.48 | 1.4262 |
| 0.7201 | 0.0999 | 841.2 | 3.3146 | 1309.17 | 1.4371 |
| 0.6400 | 0.2000 | 832.1 | 3.1404 | 1304.69 | 1.4358 |
| 0.5601 | 0.2999 | 823.0 | 2.9808 | 1300.50 | 1.4345 |
| 0.4800 | 0.4000 | 813.9 | 2.8292 | 1296.63 | 1.4332 |
| 0.3999 | 0.5001 | 804.8 | 2.6954 | 1293.13 | 1.4318 |
| 0.3200 | 0.6000 | 795.7 | 2.5699 | 1290.08 | 1.4307 |
| 0.2400 | 0.7000 | 786.5 | 2.4523 | 1287.35 | 1.4293 |
| 0.1600 | 0.8000 | 777.5 | 2.3495 | 1285.19 | 1.4281 |
| 0.0800 | 0.9000 | 768.4 | 2.2626 | 1283.71 | 1.4270 |
| 0.8101 | 0.0999 | 843.8 | 3.5082 | 1314.29 | 1.4388 |
| 0.7201 | 0.1999 | 835.1 | 3.3138 | 1309.64 | 1.4374 |
| 0.6300 | 0.3000 | 826.2 | 3.1379 | 1305.27 | 1.4361 |
| 0.5400 | 0.4000 | 817.2 | 2.9639 | 1301.01 | 1.4346 |
| 0.4500 | 0.5000 | 808.0 | 2.8077 | 1297.04 | 1.4332 |
| 0.3602 | 0.5998 | 798.6 | 2.6599 | 1293.44 | 1.4317 |
| 0.2700 | 0.7000 | 789.0 | 2.5226 | 1290.04 | 1.4303 |
| 0.1800 | 0.8000 | 779.3 | 2.3984 | 1287.11 | 1.4287 |
| 0.0900 | 0.9000 | 769.5 | 2.2886 | 1284.74 | 1.4273 |
| | | | 318.15K | | |
| 0.0902 | 0.1001 | 795.3 | 1.7573 | 1216.26 | 1.4080 |
| 0.0800 | 0.2000 | 786.1 | 1.7488 | 1221.67 | 1.4105 |
| 0.0722 | 0.2785 | 780.3 | 1.7477 | 1225.79 | 1.4125 |
| 0.0600 | 0.3999 | 773.2 | 1.7540 | 1232.13 | 1.4150 |
| 0.0501 | 0.4999 | 768.7 | 1.7700 | 1237.37 | 1.4168 |
| 0.0400 | 0.6000 | 765.0 | 1.7896 | 1242.43 | 1.4184 |
| 0.0300 | 0.6996 | 761.9 | 1.8183 | 1247.45 | 1.4198 |
| 0.0201 | 0.7999 | 759.4 | 1.8529 | 1252.54 | 1.4214 |
| 0.0100 | 0.8999 | 757.3 | 1.8968 | 1257.94 | 1.4224 |

| | | | | | |
|--------|--------|-------|---------|---------|--------|
| 0.1800 | 0.1000 | 806.5 | 1.9508 | 1235.63 | 1.4150 |
| 0.1600 | 0.2000 | 796.3 | 1.9217 | 1236.91 | 1.4162 |
| 0.1400 | 0.3000 | 787.9 | 1.8970 | 1238.99 | 1.4173 |
| 0.1200 | 0.4000 | 780.9 | 1.8809 | 1241.58 | 1.4183 |
| 0.1000 | 0.5000 | 775.0 | 1.8750 | 1244.42 | 1.4193 |
| 0.0800 | 0.6000 | 769.9 | 1.8752 | 1247.64 | 1.4203 |
| 0.0600 | 0.7000 | 765.5 | 1.8823 | 1251.08 | 1.4211 |
| 0.0400 | 0.8000 | 761.7 | 1.8976 | 1254.78 | 1.4219 |
| 0.0200 | 0.9000 | 758.4 | 1.9231 | 1259.01 | 1.4227 |
| 0.3600 | 0.0999 | 821.3 | 2.3221 | 1261.67 | 1.4257 |
| 0.3200 | 0.2001 | 811.0 | 2.2395 | 1259.30 | 1.4246 |
| 0.2801 | 0.3000 | 801.9 | 2.1679 | 1257.44 | 1.4249 |
| 0.2400 | 0.3999 | 793.2 | 2.1088 | 1256.79 | 1.4238 |
| 0.2000 | 0.5000 | 785.5 | 2.0593 | 1256.50 | 1.4236 |
| 0.1600 | 0.6001 | 778.3 | 2.0257 | 1256.08 | 1.4241 |
| 0.1201 | 0.6998 | 771.9 | 1.9964 | 1257.01 | 1.4239 |
| 0.0800 | 0.8000 | 766.0 | 1.9718 | 1258.49 | 1.4237 |
| 0.0400 | 0.9000 | 760.6 | 1.9576 | 1261.17 | 1.4234 |
| 0.5400 | 0.1000 | 830.8 | 2.6679 | 1279.09 | 1.4309 |
| 0.4800 | 0.2000 | 821.0 | 2.5431 | 1275.13 | 1.4299 |
| 0.4200 | 0.3000 | 811.7 | 2.4307 | 1271.75 | 1.4289 |
| 0.3600 | 0.4000 | 802.7 | 2.3486 | 1268.94 | 1.4278 |
| 0.3000 | 0.5000 | 794.0 | 2.2426 | 1266.67 | 1.4270 |
| 0.2400 | 0.6000 | 785.7 | 2.1688 | 1264.98 | 1.4261 |
| 0.1800 | 0.7000 | 777.7 | 2.1023 | 1263.80 | 1.4254 |
| 0.1200 | 0.8000 | 770.1 | 2.0495 | 1263.30 | 1.4247 |
| 0.0600 | 0.9000 | 762.8 | 2.0077 | 1263.48 | 1.4241 |
| 0.7201 | 0.0999 | 837.5 | 3.0073 | 1291.78 | 1.4350 |
| 0.6400 | 0.2000 | 828.4 | 2.8502 | 1287.25 | 1.4337 |
| 0.5601 | 0.2999 | 819.4 | 2.7053 | 1282.98 | 1.4324 |
| 0.4800 | 0.4000 | 810.3 | 2.5677 | 1279.05 | 1.4311 |
| 0.3999 | 0.5001 | 801.2 | 2.4449 | 1275.46 | 1.4297 |
| 0.3200 | 0.6000 | 792.1 | 2.3298 | 1272.33 | 1.4285 |
| 0.2400 | 0.7000 | 783.0 | 2.2226 | 1269.53 | 1.4272 |
| 0.1600 | 0.8000 | 774.0 | 2.1313 | 1267.29 | 1.4260 |
| 0.0800 | 0.9000 | 764.9 | 2.0537 | 1265.72 | 1.4249 |
| 0.8101 | 0.0999 | 840.2 | 3.1844 | 1296.88 | 1.4367 |
| 0.7201 | 0.1999 | 831.5 | 3.0100 | 1292.19 | 1.4354 |
| 0.6300 | 0.3000 | 822.6 | 2.8508 | 1287.77 | 1.4340 |
| 0.5400 | 0.4000 | 813.6 | 2.6927 | 1283.43 | 1.4326 |
| 0.4500 | 0.5000 | 804.4 | 2.5501 | 1279.41 | 1.4312 |
| 0.3602 | 0.5998 | 795.1 | 2.4145 | 1275.71 | 1.4296 |
| 0.2700 | 0.7000 | 785.5 | 2.2885 | 1272.23 | 1.4281 |
| 0.1800 | 0.8000 | 775.8 | 2.1756 | 1269.22 | 1.4266 |
| 0.0900 | 0.9000 | 766.0 | 2.0775 | 1266.76 | 1.4252 |
| | | | 323.15K | | |
| 0.0902 | 0.1001 | 791.4 | 1.5859 | 1198.95 | 1.4059 |
| 0.0800 | 0.2000 | 782.2 | 1.5811 | 1204.08 | 1.4083 |
| 0.0722 | 0.2785 | 776.4 | 1.5829 | 1208.05 | 1.4103 |
| 0.0600 | 0.3999 | 769.5 | 1.5920 | 1214.22 | 1.4128 |
| 0.0501 | 0.4999 | 765.0 | 1.6089 | 1219.39 | 1.4146 |
| 0.0400 | 0.6000 | 761.3 | 1.6282 | 1224.40 | 1.4162 |
| 0.0300 | 0.6996 | 758.3 | 1.6557 | 1229.39 | 1.4176 |
| 0.0201 | 0.7999 | 755.8 | 1.6882 | 1234.49 | 1.4193 |
| 0.0100 | 0.8999 | 753.8 | 1.7301 | 1239.94 | 1.4202 |
| 0.1800 | 0.1000 | 802.6 | 1.7640 | 1218.31 | 1.4129 |
| 0.1600 | 0.2000 | 792.5 | 1.7410 | 1219.40 | 1.4141 |
| 0.1400 | 0.3000 | 784.1 | 1.7207 | 1221.32 | 1.4151 |

| | | | | | |
|--------|--------|-------|---------|---------|--------|
| 0.1200 | 0.4000 | 777.2 | 1.7080 | 1223.79 | 1.4161 |
| 0.1000 | 0.5000 | 771.2 | 1.7044 | 1226.54 | 1.4171 |
| 0.0800 | 0.6000 | 766.2 | 1.7060 | 1229.70 | 1.4181 |
| 0.0600 | 0.7000 | 761.8 | 1.7139 | 1233.09 | 1.4189 |
| 0.0400 | 0.8000 | 758.1 | 1.7289 | 1236.78 | 1.4197 |
| 0.0200 | 0.9000 | 754.9 | 1.7538 | 1241.05 | 1.4205 |
| 0.3600 | 0.0999 | 817.5 | 2.1041 | 1244.38 | 1.4236 |
| 0.3200 | 0.2001 | 807.2 | 2.0311 | 1241.89 | 1.4225 |
| 0.2801 | 0.3000 | 798.0 | 1.9678 | 1240.05 | 1.4229 |
| 0.2400 | 0.3999 | 789.5 | 1.9163 | 1239.17 | 1.4217 |
| 0.2000 | 0.5000 | 781.8 | 1.8728 | 1238.79 | 1.4215 |
| 0.1600 | 0.6001 | 774.7 | 1.8416 | 1238.45 | 1.4220 |
| 0.1201 | 0.6998 | 768.2 | 1.8167 | 1239.30 | 1.4218 |
| 0.0800 | 0.8000 | 762.4 | 1.7974 | 1240.71 | 1.4216 |
| 0.0400 | 0.9000 | 757.1 | 1.7860 | 1243.28 | 1.4213 |
| 0.5400 | 0.1000 | 827.0 | 2.4180 | 1261.84 | 1.4288 |
| 0.4800 | 0.2000 | 817.3 | 2.3069 | 1257.80 | 1.4278 |
| 0.4200 | 0.3000 | 808.0 | 2.2076 | 1254.33 | 1.4268 |
| 0.3600 | 0.4000 | 799.0 | 2.1325 | 1251.42 | 1.4257 |
| 0.3000 | 0.5000 | 790.4 | 2.0393 | 1249.07 | 1.4248 |
| 0.2400 | 0.6000 | 782.1 | 1.9740 | 1247.31 | 1.4240 |
| 0.1800 | 0.7000 | 774.2 | 1.9153 | 1246.07 | 1.4232 |
| 0.1200 | 0.8000 | 766.5 | 1.8687 | 1245.50 | 1.4225 |
| 0.0600 | 0.9000 | 759.3 | 1.8325 | 1245.64 | 1.4220 |
| 0.7201 | 0.0999 | 833.8 | 2.7251 | 1274.53 | 1.4329 |
| 0.6400 | 0.2000 | 824.8 | 2.5854 | 1269.94 | 1.4317 |
| 0.5601 | 0.2999 | 815.7 | 2.4563 | 1265.62 | 1.4303 |
| 0.4800 | 0.4000 | 806.7 | 2.3341 | 1261.61 | 1.4290 |
| 0.3999 | 0.5001 | 797.6 | 2.2244 | 1257.95 | 1.4276 |
| 0.3200 | 0.6000 | 788.6 | 2.1218 | 1254.74 | 1.4264 |
| 0.2400 | 0.7000 | 779.5 | 2.0256 | 1251.85 | 1.4251 |
| 0.1600 | 0.8000 | 770.4 | 1.9443 | 1249.53 | 1.4239 |
| 0.0800 | 0.9000 | 761.4 | 1.8747 | 1247.87 | 1.4227 |
| 0.8101 | 0.0999 | 836.5 | 2.8847 | 1279.63 | 1.4347 |
| 0.7201 | 0.1999 | 827.9 | 2.7302 | 1274.89 | 1.4333 |
| 0.6300 | 0.3000 | 819.0 | 2.5887 | 1270.42 | 1.4319 |
| 0.5400 | 0.4000 | 810.0 | 2.4483 | 1266.02 | 1.4305 |
| 0.4500 | 0.5000 | 800.8 | 2.3207 | 1261.93 | 1.4291 |
| 0.3602 | 0.5998 | 791.5 | 2.1995 | 1258.16 | 1.4275 |
| 0.2700 | 0.7000 | 782.0 | 2.0866 | 1254.59 | 1.4260 |
| 0.1800 | 0.8000 | 772.3 | 1.9850 | 1251.48 | 1.4245 |
| 0.0900 | 0.9000 | 762.5 | 1.8966 | 1248.94 | 1.4231 |
| | | | 328.15K | | |
| 0.0902 | 0.1001 | 787.4 | 1.4368 | 1181.70 | 1.4037 |
| 0.0800 | 0.2000 | 778.3 | 1.4359 | 1186.57 | 1.4061 |
| 0.0722 | 0.2785 | 772.6 | 1.4394 | 1190.40 | 1.4081 |
| 0.0600 | 0.3999 | 765.7 | 1.4506 | 1196.43 | 1.4106 |
| 0.0501 | 0.4999 | 761.2 | 1.4683 | 1201.54 | 1.4124 |
| 0.0400 | 0.6000 | 757.6 | 1.4872 | 1206.51 | 1.4140 |
| 0.0300 | 0.6996 | 754.6 | 1.5138 | 1211.47 | 1.4154 |
| 0.0201 | 0.7999 | 752.2 | 1.5448 | 1216.59 | 1.4172 |
| 0.0100 | 0.8999 | 750.2 | 1.5849 | 1222.11 | 1.4180 |
| 0.1800 | 0.1000 | 798.7 | 1.6015 | 1201.06 | 1.4107 |
| 0.1600 | 0.2000 | 788.6 | 1.5839 | 1201.97 | 1.4119 |
| 0.1400 | 0.3000 | 780.3 | 1.5673 | 1203.76 | 1.4130 |
| 0.1200 | 0.4000 | 773.4 | 1.5575 | 1206.12 | 1.4139 |
| 0.1000 | 0.5000 | 767.5 | 1.5559 | 1208.79 | 1.4149 |
| 0.0800 | 0.6000 | 762.5 | 1.5585 | 1211.88 | 1.4160 |

| | | | | | |
|--------|--------|-------|---------|---------|--------|
| 0.0600 | 0.7000 | 758.2 | 1.5671 | 1215.25 | 1.4167 |
| 0.0400 | 0.8000 | 754.5 | 1.5801 | 1218.93 | 1.4176 |
| 0.0200 | 0.9000 | 751.3 | 1.6067 | 1223.25 | 1.4184 |
| 0.3600 | 0.0999 | 813.6 | 1.9150 | 1227.19 | 1.4214 |
| 0.3200 | 0.2001 | 803.4 | 1.8501 | 1224.58 | 1.4203 |
| 0.2801 | 0.3000 | 794.2 | 1.7952 | 1222.69 | 1.4208 |
| 0.2400 | 0.3999 | 785.8 | 1.7488 | 1221.68 | 1.4195 |
| 0.2000 | 0.5000 | 778.1 | 1.7105 | 1221.21 | 1.4193 |
| 0.1600 | 0.6001 | 771.0 | 1.6815 | 1220.93 | 1.4200 |
| 0.1201 | 0.6998 | 764.6 | 1.6606 | 1221.73 | 1.4197 |
| 0.0800 | 0.8000 | 758.8 | 1.6459 | 1223.13 | 1.4195 |
| 0.0400 | 0.9000 | 753.6 | 1.6371 | 1225.55 | 1.4192 |
| 0.5400 | 0.1000 | 823.3 | 2.2019 | 1244.71 | 1.4267 |
| 0.4800 | 0.2000 | 813.6 | 2.1028 | 1240.59 | 1.4257 |
| 0.4200 | 0.3000 | 804.3 | 2.0143 | 1237.03 | 1.4247 |
| 0.3600 | 0.4000 | 795.3 | 1.9453 | 1234.04 | 1.4236 |
| 0.3000 | 0.5000 | 786.7 | 1.8634 | 1231.62 | 1.4227 |
| 0.2400 | 0.6000 | 778.5 | 1.8051 | 1229.79 | 1.4219 |
| 0.1800 | 0.7000 | 770.6 | 1.7528 | 1228.47 | 1.4211 |
| 0.1200 | 0.8000 | 763.0 | 1.7116 | 1227.86 | 1.4204 |
| 0.0600 | 0.9000 | 755.8 | 1.6803 | 1227.94 | 1.4198 |
| 0.7201 | 0.0999 | 830.1 | 2.4815 | 1257.42 | 1.4309 |
| 0.6400 | 0.2000 | 821.1 | 2.3567 | 1252.77 | 1.4296 |
| 0.5601 | 0.2999 | 812.1 | 2.2411 | 1248.38 | 1.4282 |
| 0.4800 | 0.4000 | 803.0 | 2.1320 | 1244.31 | 1.4269 |
| 0.3999 | 0.5001 | 794.0 | 2.0333 | 1240.58 | 1.4255 |
| 0.3200 | 0.6000 | 785.0 | 1.9413 | 1237.30 | 1.4244 |
| 0.2400 | 0.7000 | 775.9 | 1.8547 | 1234.34 | 1.4230 |
| 0.1600 | 0.8000 | 766.9 | 1.7817 | 1231.93 | 1.4218 |
| 0.0800 | 0.9000 | 757.9 | 1.7192 | 1230.20 | 1.4206 |
| 0.8101 | 0.0999 | 832.9 | 2.6265 | 1262.55 | 1.4327 |
| 0.7201 | 0.1999 | 824.2 | 2.4886 | 1257.75 | 1.4312 |
| 0.6300 | 0.3000 | 815.4 | 2.3621 | 1253.22 | 1.4299 |
| 0.5400 | 0.4000 | 806.4 | 2.2362 | 1248.75 | 1.4284 |
| 0.4500 | 0.5000 | 797.2 | 2.1215 | 1244.60 | 1.4270 |
| 0.3602 | 0.5998 | 788.0 | 2.0127 | 1240.76 | 1.4254 |
| 0.2700 | 0.7000 | 778.4 | 1.9112 | 1237.11 | 1.4240 |
| 0.1800 | 0.8000 | 768.8 | 1.8190 | 1233.91 | 1.4224 |
| 0.0900 | 0.9000 | 759.0 | 1.7392 | 1231.29 | 1.4210 |
| | | | 333.15K | | |
| 0.0902 | 0.1001 | 783.4 | 1.3054 | 1164.50 | 1.4014 |
| 0.0800 | 0.2000 | 774.4 | 1.3076 | 1169.14 | 1.4039 |
| 0.0722 | 0.2785 | 768.7 | 1.3127 | 1172.84 | 1.4059 |
| 0.0600 | 0.3999 | 761.8 | 1.3260 | 1178.75 | 1.4083 |
| 0.0501 | 0.4999 | 757.4 | 1.3440 | 1183.81 | 1.4102 |
| 0.0400 | 0.6000 | 753.8 | 1.3628 | 1188.75 | 1.4118 |
| 0.0300 | 0.6996 | 750.9 | 1.3882 | 1193.71 | 1.4133 |
| 0.0201 | 0.7999 | 748.6 | 1.4180 | 1198.82 | 1.4151 |
| 0.0100 | 0.8999 | 746.7 | 1.4566 | 1204.47 | 1.4159 |
| 0.1800 | 0.1000 | 794.7 | 1.4576 | 1183.89 | 1.4085 |
| 0.1600 | 0.2000 | 784.7 | 1.4448 | 1184.64 | 1.4097 |
| 0.1400 | 0.3000 | 776.5 | 1.4314 | 1186.31 | 1.4108 |
| 0.1200 | 0.4000 | 769.6 | 1.4241 | 1188.57 | 1.4117 |
| 0.1000 | 0.5000 | 763.7 | 1.4242 | 1191.16 | 1.4128 |
| 0.0800 | 0.6000 | 758.8 | 1.4278 | 1194.21 | 1.4138 |
| 0.0600 | 0.7000 | 754.5 | 1.4370 | 1197.56 | 1.4145 |
| 0.0400 | 0.8000 | 750.9 | 1.4499 | 1201.25 | 1.4154 |
| 0.0200 | 0.9000 | 747.8 | 1.4764 | 1205.63 | 1.4163 |

| | | | | | |
|--------|--------|-------|---------|---------|--------|
| 0.3600 | 0.0999 | 809.8 | 1.7457 | 1210.10 | 1.4192 |
| 0.3200 | 0.2001 | 799.6 | 1.6897 | 1207.39 | 1.4181 |
| 0.2801 | 0.3000 | 790.4 | 1.6424 | 1205.44 | 1.4187 |
| 0.2400 | 0.3999 | 782.0 | 1.6002 | 1204.31 | 1.4174 |
| 0.2000 | 0.5000 | 774.4 | 1.5668 | 1203.77 | 1.4171 |
| 0.1600 | 0.6001 | 767.4 | 1.5390 | 1203.55 | 1.4179 |
| 0.1201 | 0.6998 | 761.0 | 1.5220 | 1204.29 | 1.4176 |
| 0.0800 | 0.8000 | 755.2 | 1.5128 | 1205.63 | 1.4174 |
| 0.0400 | 0.9000 | 750.0 | 1.5052 | 1208.00 | 1.4171 |
| 0.5400 | 0.1000 | 819.5 | 2.0011 | 1227.69 | 1.4246 |
| 0.4800 | 0.2000 | 809.8 | 1.9148 | 1223.50 | 1.4236 |
| 0.4200 | 0.3000 | 800.6 | 1.8385 | 1219.87 | 1.4226 |
| 0.3600 | 0.4000 | 791.6 | 1.7769 | 1216.81 | 1.4215 |
| 0.3000 | 0.5000 | 783.1 | 1.7064 | 1214.30 | 1.4206 |
| 0.2400 | 0.6000 | 774.9 | 1.6553 | 1212.41 | 1.4198 |
| 0.1800 | 0.7000 | 767.0 | 1.6088 | 1211.04 | 1.4190 |
| 0.1200 | 0.8000 | 759.4 | 1.5723 | 1210.37 | 1.4183 |
| 0.0600 | 0.9000 | 752.3 | 1.5453 | 1210.42 | 1.4177 |
| 0.7201 | 0.0999 | 826.4 | 2.2513 | 1240.45 | 1.4288 |
| 0.6400 | 0.2000 | 817.4 | 2.1417 | 1235.74 | 1.4275 |
| 0.5601 | 0.2999 | 808.4 | 2.0402 | 1231.30 | 1.4262 |
| 0.4800 | 0.4000 | 799.4 | 1.9449 | 1227.16 | 1.4248 |
| 0.3999 | 0.5001 | 790.4 | 1.8584 | 1223.37 | 1.4234 |
| 0.3200 | 0.6000 | 781.4 | 1.7783 | 1220.01 | 1.4223 |
| 0.2400 | 0.7000 | 772.3 | 1.7030 | 1216.98 | 1.4209 |
| 0.1600 | 0.8000 | 763.4 | 1.6375 | 1214.50 | 1.4197 |
| 0.0800 | 0.9000 | 754.4 | 1.5808 | 1212.71 | 1.4185 |
| 0.8101 | 0.0999 | 829.2 | 2.3811 | 1245.62 | 1.4306 |
| 0.7201 | 0.1999 | 820.6 | 2.2596 | 1240.77 | 1.4292 |
| 0.6300 | 0.3000 | 811.8 | 2.1482 | 1236.18 | 1.4278 |
| 0.5400 | 0.4000 | 802.8 | 2.0379 | 1231.64 | 1.4264 |
| 0.4500 | 0.5000 | 793.7 | 1.9374 | 1227.43 | 1.4250 |
| 0.3602 | 0.5998 | 784.4 | 1.8419 | 1223.53 | 1.4234 |
| 0.2700 | 0.7000 | 774.9 | 1.7532 | 1219.81 | 1.4219 |
| 0.1800 | 0.8000 | 765.3 | 1.6716 | 1216.52 | 1.4203 |
| 0.0900 | 0.9000 | 755.5 | 1.5993 | 1213.81 | 1.4189 |
| | | | 338.15K | | |
| 0.0902 | 0.1001 | 779.3 | 1.1912 | 1147.37 | 1.3992 |
| 0.0800 | 0.2000 | 770.4 | 1.1960 | 1151.80 | 1.4017 |
| 0.0722 | 0.2785 | 764.7 | 1.2030 | 1155.40 | 1.4037 |
| 0.0600 | 0.3999 | 757.9 | 1.2177 | 1161.18 | 1.4061 |
| 0.0501 | 0.4999 | 753.6 | 1.2357 | 1166.20 | 1.4080 |
| 0.0400 | 0.6000 | 750.1 | 1.2548 | 1171.13 | 1.4096 |
| 0.0300 | 0.6996 | 747.2 | 1.2796 | 1176.11 | 1.4111 |
| 0.0201 | 0.7999 | 744.9 | 1.3090 | 1181.32 | 1.4131 |
| 0.0100 | 0.8999 | 743.1 | 1.3462 | 1187.01 | 1.4138 |
| 0.1800 | 0.1000 | 790.8 | 1.3335 | 1166.81 | 1.4064 |
| 0.1600 | 0.2000 | 780.8 | 1.3251 | 1167.42 | 1.4075 |
| 0.1400 | 0.3000 | 772.6 | 1.3142 | 1168.97 | 1.4087 |
| 0.1200 | 0.4000 | 765.8 | 1.3088 | 1171.14 | 1.4096 |
| 0.1000 | 0.5000 | 760.0 | 1.3105 | 1173.68 | 1.4106 |
| 0.0800 | 0.6000 | 755.0 | 1.3150 | 1176.68 | 1.4116 |
| 0.0600 | 0.7000 | 750.8 | 1.3247 | 1180.03 | 1.4124 |
| 0.0400 | 0.8000 | 747.2 | 1.3379 | 1183.73 | 1.4133 |
| 0.0200 | 0.9000 | 744.2 | 1.3648 | 1188.20 | 1.4142 |
| 0.3600 | 0.0999 | 805.9 | 1.6050 | 1193.12 | 1.4169 |
| 0.3200 | 0.2001 | 795.8 | 1.5531 | 1190.31 | 1.4160 |
| 0.2801 | 0.3000 | 786.6 | 1.5129 | 1188.22 | 1.4167 |

| | | | | | |
|--------|--------|-------|---------|---------|--------|
| 0.2400 | 0.3999 | 778.3 | 1.4733 | 1187.08 | 1.4152 |
| 0.2000 | 0.5000 | 770.7 | 1.4436 | 1186.46 | 1.4150 |
| 0.1600 | 0.6001 | 763.7 | 1.4176 | 1186.27 | 1.4158 |
| 0.1201 | 0.6998 | 757.3 | 1.4037 | 1187.01 | 1.4156 |
| 0.0800 | 0.8000 | 751.6 | 1.3979 | 1188.42 | 1.4154 |
| 0.0400 | 0.9000 | 746.5 | 1.3922 | 1190.63 | 1.4150 |
| 0.5400 | 0.1000 | 815.7 | 1.8490 | 1210.82 | 1.4225 |
| 0.4800 | 0.2000 | 806.1 | 1.7690 | 1206.56 | 1.4215 |
| 0.4200 | 0.3000 | 796.8 | 1.6978 | 1202.86 | 1.4205 |
| 0.3600 | 0.4000 | 787.9 | 1.6396 | 1199.73 | 1.4194 |
| 0.3000 | 0.5000 | 779.4 | 1.5743 | 1197.15 | 1.4185 |
| 0.2400 | 0.6000 | 771.2 | 1.5276 | 1195.21 | 1.4177 |
| 0.1800 | 0.7000 | 763.4 | 1.4859 | 1193.78 | 1.4169 |
| 0.1200 | 0.8000 | 755.9 | 1.4535 | 1193.06 | 1.4162 |
| 0.0600 | 0.9000 | 748.8 | 1.4298 | 1193.07 | 1.4157 |
| 0.7201 | 0.0999 | 822.7 | 2.0851 | 1223.64 | 1.4268 |
| 0.6400 | 0.2000 | 813.8 | 1.9840 | 1218.89 | 1.4255 |
| 0.5601 | 0.2999 | 804.8 | 1.8898 | 1214.37 | 1.4241 |
| 0.4800 | 0.4000 | 795.8 | 1.8011 | 1210.17 | 1.4228 |
| 0.3999 | 0.5001 | 786.8 | 1.7203 | 1206.33 | 1.4213 |
| 0.3200 | 0.6000 | 777.8 | 1.6453 | 1202.89 | 1.4202 |
| 0.2400 | 0.7000 | 768.8 | 1.5746 | 1199.81 | 1.4189 |
| 0.1600 | 0.8000 | 759.9 | 1.5143 | 1197.26 | 1.4176 |
| 0.0800 | 0.9000 | 751.0 | 1.4626 | 1195.42 | 1.4165 |
| 0.8101 | 0.0999 | 825.6 | 2.2065 | 1228.86 | 1.4286 |
| 0.7201 | 0.1999 | 817.0 | 2.0948 | 1223.96 | 1.4272 |
| 0.6300 | 0.3000 | 808.2 | 1.9917 | 1219.33 | 1.4258 |
| 0.5400 | 0.4000 | 799.2 | 1.8895 | 1214.70 | 1.4244 |
| 0.4500 | 0.5000 | 790.1 | 1.7956 | 1210.45 | 1.4229 |
| 0.3602 | 0.5998 | 780.8 | 1.7063 | 1206.49 | 1.4213 |
| 0.2700 | 0.7000 | 771.4 | 1.6228 | 1202.69 | 1.4198 |
| 0.1800 | 0.8000 | 761.8 | 1.5460 | 1199.34 | 1.4182 |
| 0.0900 | 0.9000 | 752.0 | 1.4794 | 1196.53 | 1.4168 |
| | | | 343.15K | | |
| 0.0902 | 0.1001 | 775.2 | 1.0893 | 1130.36 | 1.3970 |
| 0.0800 | 0.2000 | 766.3 | 1.0970 | 1134.61 | 1.3995 |
| 0.0722 | 0.2785 | 760.7 | 1.1049 | 1138.11 | 1.4016 |
| 0.0600 | 0.3999 | 754.0 | 1.1207 | 1143.77 | 1.4040 |
| 0.0501 | 0.4999 | 749.8 | 1.1393 | 1148.75 | 1.4059 |
| 0.0400 | 0.6000 | 746.3 | 1.1581 | 1153.69 | 1.4074 |
| 0.0300 | 0.6996 | 743.5 | 1.1823 | 1158.72 | 1.4090 |
| 0.0201 | 0.7999 | 741.3 | 1.2111 | 1163.89 | 1.4111 |
| 0.0100 | 0.8999 | 739.5 | 1.2472 | 1169.79 | 1.4118 |
| 0.1800 | 0.1000 | 786.7 | 1.2221 | 1149.86 | 1.4042 |
| 0.1600 | 0.2000 | 776.8 | 1.2179 | 1150.36 | 1.4054 |
| 0.1400 | 0.3000 | 768.7 | 1.2089 | 1151.81 | 1.4065 |
| 0.1200 | 0.4000 | 761.9 | 1.2055 | 1153.91 | 1.4074 |
| 0.1000 | 0.5000 | 756.1 | 1.2085 | 1156.37 | 1.4085 |
| 0.0800 | 0.6000 | 751.3 | 1.2136 | 1159.34 | 1.4095 |
| 0.0600 | 0.7000 | 747.1 | 1.2242 | 1162.71 | 1.4103 |
| 0.0400 | 0.8000 | 743.6 | 1.2373 | 1166.45 | 1.4112 |
| 0.0200 | 0.9000 | 740.7 | 1.2646 | 1170.99 | 1.4122 |
| 0.3600 | 0.0999 | 802.0 | 1.4770 | 1176.29 | 1.4147 |
| 0.3200 | 0.2001 | 791.9 | 1.4304 | 1173.41 | 1.4139 |
| 0.2801 | 0.3000 | 782.8 | 1.3953 | 1171.33 | 1.4147 |
| 0.2400 | 0.3999 | 774.5 | 1.3591 | 1170.05 | 1.4131 |
| 0.2000 | 0.5000 | 766.9 | 1.3329 | 1169.33 | 1.4129 |
| 0.1600 | 0.6001 | 759.9 | 1.3085 | 1169.22 | 1.4138 |

| | | | | | |
|--------|--------|-------|--------|---------|--------|
| 0.1201 | 0.6998 | 753.6 | 1.2974 | 1169.91 | 1.4136 |
| 0.0800 | 0.8000 | 748.0 | 1.2949 | 1171.32 | 1.4134 |
| 0.0400 | 0.9000 | 743.0 | 1.2907 | 1173.51 | 1.4129 |
| 0.5400 | 0.1000 | 811.9 | 1.7037 | 1194.14 | 1.4205 |
| 0.4800 | 0.2000 | 802.3 | 1.6312 | 1189.79 | 1.4195 |
| 0.4200 | 0.3000 | 793.1 | 1.5670 | 1186.04 | 1.4184 |
| 0.3600 | 0.4000 | 784.2 | 1.5134 | 1182.85 | 1.4174 |
| 0.3000 | 0.5000 | 775.7 | 1.4545 | 1180.21 | 1.4165 |
| 0.2400 | 0.6000 | 767.6 | 1.4130 | 1178.24 | 1.4156 |
| 0.1800 | 0.7000 | 759.8 | 1.3756 | 1176.75 | 1.4148 |
| 0.1200 | 0.8000 | 752.3 | 1.3465 | 1175.95 | 1.4141 |
| 0.0600 | 0.9000 | 745.2 | 1.3257 | 1175.95 | 1.4136 |
| 0.7201 | 0.0999 | 819.0 | 1.9225 | 1207.03 | 1.4249 |
| 0.6400 | 0.2000 | 810.1 | 1.8308 | 1202.26 | 1.4236 |
| 0.5601 | 0.2999 | 801.1 | 1.7451 | 1197.70 | 1.4222 |
| 0.4800 | 0.4000 | 792.1 | 1.6647 | 1193.42 | 1.4208 |
| 0.3999 | 0.5001 | 783.2 | 1.5910 | 1189.52 | 1.4193 |
| 0.3200 | 0.6000 | 774.2 | 1.5228 | 1185.99 | 1.4182 |
| 0.2400 | 0.7000 | 765.2 | 1.4584 | 1182.89 | 1.4169 |
| 0.1600 | 0.8000 | 756.3 | 1.4033 | 1180.26 | 1.4156 |
| 0.0800 | 0.9000 | 747.5 | 1.3560 | 1178.38 | 1.4145 |
| 0.8101 | 0.0999 | 821.9 | 2.0341 | 1212.31 | 1.4268 |
| 0.7201 | 0.1999 | 813.3 | 1.9330 | 1207.40 | 1.4253 |
| 0.6300 | 0.3000 | 804.6 | 1.8395 | 1202.71 | 1.4239 |
| 0.5400 | 0.4000 | 795.6 | 1.7465 | 1197.99 | 1.4224 |
| 0.4500 | 0.5000 | 786.5 | 1.6608 | 1193.70 | 1.4209 |
| 0.3602 | 0.5998 | 777.3 | 1.5794 | 1189.69 | 1.4194 |
| 0.2700 | 0.7000 | 767.8 | 1.5033 | 1185.83 | 1.4178 |
| 0.1800 | 0.8000 | 758.3 | 1.4327 | 1182.40 | 1.4163 |
| 0.0900 | 0.9000 | 748.6 | 1.3714 | 1179.50 | 1.4148 |

^a Standard uncertainties u for each variables are $u(T) = 0.01$ K; $u_r(p) = 0.05$; $u(x_1) = 0.0001$, and the combined expanded uncertainties U_c are $U_c(\rho) = 0.8$ kg·m⁻³; $U_c(\eta) = 0.007$ mPa·s, $U_c(u) = 0.2$ m·s⁻¹ and $U_c(n_D) = 2.8 \times 10^{-3}$ with 0.95 level of confidence ($k \approx 2$).

Table A 12 Values of Calculated Excess Molar Volumes V^E ($\text{m}^3 \cdot \text{mol}^{-1}$) Viscosity Deviations $\Delta\eta$ (mPa·s), Deviations in Refractive Indices Δn_D and Deviations in isentropic compressibility $\Delta\kappa_s$ (Pa^{-1}) of the Ethyl oleate (1) + *n*-hexadecane (2) + butanol (3) Ternary System, as a Function of Ethyl oleate Mole Fraction x_1 and *n*-hexadecane Mole Fraction x_2 , at $T = 293.15\text{--}343.15$ K and $p = 0.1$ MPa^a

| x_1 | x_2 | $10^{-6}V^E /$ ($\text{m}^3 \cdot \text{mol}^{-1}$) | $\Delta\eta /$ (mPa·s) | $\Delta n_D /$ | $10^{10} \Delta\kappa_s /$ (Pa^{-1}) |
|---------|--------|--|---------------------------|----------------|--|
| 293.15K | | | | | |
| 0.0902 | 0.1001 | 0.2539 | -0.1071 | 0.0108 | 0.0234 |
| 0.0800 | 0.2000 | 0.3487 | -0.1592 | 0.0106 | 0.0672 |
| 0.0722 | 0.2785 | 0.4283 | -0.1943 | 0.0103 | 0.0901 |
| 0.0600 | 0.3999 | 0.4795 | -0.2325 | 0.0093 | 0.1052 |
| 0.0501 | 0.4999 | 0.4937 | -0.2441 | 0.0083 | 0.1059 |
| 0.0400 | 0.6000 | 0.4770 | -0.2435 | 0.0069 | 0.1002 |
| 0.0300 | 0.6996 | 0.4263 | -0.2242 | 0.0055 | 0.0874 |
| 0.0201 | 0.7999 | 0.3461 | -0.1934 | 0.0037 | 0.0695 |
| 0.0100 | 0.8999 | 0.2381 | -0.1316 | 0.0021 | 0.0443 |
| 0.1800 | 0.1000 | 0.2668 | -0.0990 | 0.0134 | 0.0045 |
| 0.1600 | 0.2000 | 0.3798 | -0.1592 | 0.0123 | 0.0468 |
| 0.1400 | 0.3000 | 0.4451 | -0.2051 | 0.0110 | 0.0718 |
| 0.1200 | 0.4000 | 0.4762 | -0.2348 | 0.0096 | 0.0847 |
| 0.1000 | 0.5000 | 0.4880 | -0.2415 | 0.0082 | 0.0901 |
| 0.0800 | 0.6000 | 0.4719 | -0.2363 | 0.0068 | 0.0871 |
| 0.0600 | 0.7000 | 0.4216 | -0.2146 | 0.0052 | 0.0780 |
| 0.0400 | 0.8000 | 0.3491 | -0.1763 | 0.0036 | 0.0632 |
| 0.0200 | 0.9000 | 0.2385 | -0.1210 | 0.0019 | 0.0419 |
| 0.3600 | 0.0999 | 0.2991 | -0.0864 | 0.0150 | 0.0028 |
| 0.3200 | 0.2001 | 0.3782 | -0.1617 | 0.0127 | 0.0291 |
| 0.2801 | 0.3000 | 0.4398 | -0.2251 | 0.0112 | 0.0491 |
| 0.2400 | 0.3999 | 0.4719 | -0.2562 | 0.0091 | 0.0600 |
| 0.2000 | 0.5000 | 0.4820 | -0.2679 | 0.0075 | 0.0669 |
| 0.1600 | 0.6001 | 0.4582 | -0.2450 | 0.0063 | 0.0671 |
| 0.1201 | 0.6998 | 0.4493 | -0.2210 | 0.0047 | 0.0626 |
| 0.0800 | 0.8000 | 0.6266 | -0.1888 | 0.0032 | 0.0531 |
| 0.0400 | 0.9000 | 0.2274 | -0.1381 | 0.0017 | 0.0364 |
| 0.5400 | 0.1000 | 0.2802 | -0.0989 | 0.0113 | 0.0047 |
| 0.4800 | 0.2000 | 0.3596 | -0.1821 | 0.0099 | 0.0206 |
| 0.4200 | 0.3000 | 0.4080 | -0.2494 | 0.0085 | 0.0331 |
| 0.3600 | 0.4000 | 0.4471 | -0.3102 | 0.0071 | 0.0428 |
| 0.3000 | 0.5000 | 0.4517 | -0.2858 | 0.0058 | 0.0484 |
| 0.2400 | 0.6000 | 0.4331 | -0.2762 | 0.0046 | 0.0504 |
| 0.1800 | 0.7000 | 0.3949 | -0.2481 | 0.0034 | 0.0487 |
| 0.1200 | 0.8000 | 0.3203 | -0.1958 | 0.0023 | 0.0414 |
| 0.0600 | 0.9000 | 0.2190 | -0.1257 | 0.0013 | 0.0291 |
| 0.7201 | 0.0999 | 0.2210 | -0.1106 | 0.0064 | 0.0041 |
| 0.6400 | 0.2000 | 0.2928 | -0.1933 | 0.0058 | 0.0128 |
| 0.5601 | 0.2999 | 0.3450 | -0.2436 | 0.0050 | 0.0206 |
| 0.4800 | 0.4000 | 0.3826 | -0.2876 | 0.0043 | 0.0269 |
| 0.3999 | 0.5001 | 0.3950 | -0.2875 | 0.0035 | 0.0316 |
| 0.3200 | 0.6000 | 0.3718 | -0.2778 | 0.0029 | 0.0333 |
| 0.2400 | 0.7000 | 0.3585 | -0.2530 | 0.0022 | 0.0341 |
| 0.1600 | 0.8000 | 0.2798 | -0.2037 | 0.0016 | 0.0296 |
| 0.0800 | 0.9000 | 0.1873 | -0.1233 | 0.0010 | 0.0196 |
| 0.8101 | 0.0999 | 0.1756 | -0.1011 | 0.0036 | 0.0030 |
| 0.7201 | 0.1999 | 0.2459 | -0.1903 | 0.0034 | 0.0093 |
| 0.6300 | 0.3000 | 0.2990 | -0.2369 | 0.0031 | 0.0143 |
| 0.5400 | 0.4000 | 0.3307 | -0.2792 | 0.0027 | 0.0194 |
| 0.4500 | 0.5000 | 0.3561 | -0.2863 | 0.0024 | 0.0233 |
| 0.3602 | 0.5998 | 0.3471 | -0.2790 | 0.0020 | 0.0249 |

| | | | | | |
|---------|--------|--------|---------|--------|--------|
| 0.2700 | 0.7000 | 0.3230 | -0.2510 | 0.0016 | 0.0256 |
| 0.1800 | 0.8000 | 0.2644 | -0.1959 | 0.0011 | 0.0227 |
| 0.0900 | 0.9000 | 0.1617 | -0.1191 | 0.0008 | 0.0148 |
| 298.15K | | | | | |
| 0.0902 | 0.1001 | 0.2669 | -0.0899 | 0.0107 | 0.0271 |
| 0.0800 | 0.2000 | 0.3669 | -0.1351 | 0.0105 | 0.0739 |
| 0.0722 | 0.2785 | 0.4494 | -0.1655 | 0.0102 | 0.0983 |
| 0.0600 | 0.3999 | 0.5040 | -0.1994 | 0.0092 | 0.1143 |
| 0.0501 | 0.4999 | 0.5185 | -0.2093 | 0.0082 | 0.1151 |
| 0.0400 | 0.6000 | 0.5020 | -0.2092 | 0.0069 | 0.1087 |
| 0.0300 | 0.6996 | 0.4501 | -0.1927 | 0.0054 | 0.0948 |
| 0.0201 | 0.7999 | 0.3795 | -0.1662 | 0.0037 | 0.0757 |
| 0.0100 | 0.8999 | 0.2555 | -0.1181 | 0.0021 | 0.0483 |
| 0.1800 | 0.1000 | 0.2834 | -0.0795 | 0.0133 | 0.0068 |
| 0.1600 | 0.2000 | 0.3993 | -0.1322 | 0.0122 | 0.0514 |
| 0.1400 | 0.3000 | 0.4671 | -0.1723 | 0.0109 | 0.0779 |
| 0.1200 | 0.4000 | 0.4995 | -0.1986 | 0.0095 | 0.0916 |
| 0.1000 | 0.5000 | 0.5117 | -0.2053 | 0.0082 | 0.0972 |
| 0.0800 | 0.6000 | 0.4953 | -0.2021 | 0.0068 | 0.0938 |
| 0.0600 | 0.7000 | 0.4430 | -0.1848 | 0.0051 | 0.0841 |
| 0.0400 | 0.8000 | 0.3691 | -0.1538 | 0.0036 | 0.0684 |
| 0.0200 | 0.9000 | 0.2531 | -0.1083 | 0.0019 | 0.0454 |
| 0.3600 | 0.0999 | 0.3192 | -0.0701 | 0.0150 | 0.0039 |
| 0.3200 | 0.2001 | 0.3983 | -0.1373 | 0.0126 | 0.0303 |
| 0.2801 | 0.3000 | 0.4664 | -0.1914 | 0.0112 | 0.0516 |
| 0.2400 | 0.3999 | 0.4922 | -0.2196 | 0.0091 | 0.0636 |
| 0.2000 | 0.5000 | 0.5016 | -0.2311 | 0.0075 | 0.0708 |
| 0.1600 | 0.6001 | 0.4775 | -0.2133 | 0.0063 | 0.0711 |
| 0.1201 | 0.6998 | 0.4419 | -0.1919 | 0.0047 | 0.0665 |
| 0.0800 | 0.8000 | 0.3793 | -0.1642 | 0.0031 | 0.0567 |
| 0.0400 | 0.9000 | 0.2391 | -0.1228 | 0.0017 | 0.0390 |
| 0.5400 | 0.1000 | 0.2989 | -0.0782 | 0.0112 | 0.0053 |
| 0.4800 | 0.2000 | 0.3769 | -0.1558 | 0.0098 | 0.0215 |
| 0.4200 | 0.3000 | 0.4247 | -0.2138 | 0.0084 | 0.0345 |
| 0.3600 | 0.4000 | 0.4633 | -0.2727 | 0.0070 | 0.0444 |
| 0.3000 | 0.5000 | 0.4662 | -0.2518 | 0.0058 | 0.0504 |
| 0.2400 | 0.6000 | 0.4471 | -0.2442 | 0.0046 | 0.0525 |
| 0.1800 | 0.7000 | 0.4073 | -0.2199 | 0.0034 | 0.0508 |
| 0.1200 | 0.8000 | 0.3310 | -0.1727 | 0.0023 | 0.0434 |
| 0.0600 | 0.9000 | 0.2254 | -0.1115 | 0.0013 | 0.0304 |
| 0.7201 | 0.0999 | 0.2327 | -0.0883 | 0.0063 | 0.0041 |
| 0.6400 | 0.2000 | 0.3030 | -0.1597 | 0.0057 | 0.0127 |
| 0.5601 | 0.2999 | 0.3549 | -0.2066 | 0.0050 | 0.0206 |
| 0.4800 | 0.4000 | 0.3904 | -0.2460 | 0.0043 | 0.0271 |
| 0.3999 | 0.5001 | 0.4028 | -0.2495 | 0.0035 | 0.0320 |
| 0.3200 | 0.6000 | 0.3782 | -0.2448 | 0.0029 | 0.0337 |
| 0.2400 | 0.7000 | 0.3634 | -0.2227 | 0.0022 | 0.0346 |
| 0.1600 | 0.8000 | 0.2832 | -0.1785 | 0.0016 | 0.0299 |
| 0.0800 | 0.9000 | 0.1886 | -0.1078 | 0.0010 | 0.0199 |
| 0.8101 | 0.0999 | 0.1812 | -0.0790 | 0.0035 | 0.0030 |
| 0.7201 | 0.1999 | 0.2499 | -0.1555 | 0.0033 | 0.0091 |
| 0.6300 | 0.3000 | 0.3015 | -0.1974 | 0.0031 | 0.0140 |
| 0.5400 | 0.4000 | 0.3327 | -0.2371 | 0.0027 | 0.0191 |
| 0.4500 | 0.5000 | 0.3567 | -0.2475 | 0.0024 | 0.0230 |
| 0.3602 | 0.5998 | 0.3465 | -0.2449 | 0.0020 | 0.0248 |
| 0.2700 | 0.7000 | 0.3220 | -0.2222 | 0.0016 | 0.0256 |
| 0.1800 | 0.8000 | 0.2625 | -0.1721 | 0.0011 | 0.0227 |
| 0.0900 | 0.9000 | 0.1574 | -0.1047 | 0.0008 | 0.0147 |

| 303.15K | | | | | | |
|---------|--------|--------|---------|--------|--------|--|
| 0.0902 | 0.1001 | 0.2835 | -0.0747 | 0.0107 | 0.0314 | |
| 0.0800 | 0.2000 | 0.3895 | -0.1171 | 0.0104 | 0.0815 | |
| 0.0722 | 0.2785 | 0.4758 | -0.1407 | 0.0102 | 0.1074 | |
| 0.0600 | 0.3999 | 0.5346 | -0.1735 | 0.0092 | 0.1247 | |
| 0.0501 | 0.4999 | 0.5502 | -0.1784 | 0.0082 | 0.1253 | |
| 0.0400 | 0.6000 | 0.5332 | -0.1827 | 0.0068 | 0.1181 | |
| 0.0300 | 0.6996 | 0.4806 | -0.1679 | 0.0054 | 0.1029 | |
| 0.0201 | 0.7999 | 0.4185 | -0.1446 | 0.0036 | 0.0808 | |
| 0.0100 | 0.8999 | 0.2771 | -0.1080 | 0.0021 | 0.0528 | |
| 0.1800 | 0.1000 | 0.3042 | -0.0613 | 0.0133 | 0.0098 | |
| 0.1600 | 0.2000 | 0.4254 | -0.1076 | 0.0121 | 0.0569 | |
| 0.1400 | 0.3000 | 0.4649 | -0.1434 | 0.0109 | 0.0837 | |
| 0.1200 | 0.4000 | 0.5285 | -0.1677 | 0.0095 | 0.0994 | |
| 0.1000 | 0.5000 | 0.5420 | -0.1748 | 0.0081 | 0.1052 | |
| 0.0800 | 0.6000 | 0.5248 | -0.1729 | 0.0067 | 0.1015 | |
| 0.0600 | 0.7000 | 0.4714 | -0.1600 | 0.0051 | 0.0908 | |
| 0.0400 | 0.8000 | 0.3950 | -0.1351 | 0.0035 | 0.0740 | |
| 0.0200 | 0.9000 | 0.2729 | -0.0972 | 0.0019 | 0.0492 | |
| 0.3600 | 0.0999 | 0.3435 | -0.0511 | 0.0149 | 0.0055 | |
| 0.3200 | 0.2001 | 0.4238 | -0.1114 | 0.0127 | 0.0331 | |
| 0.2801 | 0.3000 | 0.4955 | -0.1589 | 0.0111 | 0.0553 | |
| 0.2400 | 0.3999 | 0.5185 | -0.1844 | 0.0090 | 0.0678 | |
| 0.2000 | 0.5000 | 0.5274 | -0.1979 | 0.0074 | 0.0754 | |
| 0.1600 | 0.6001 | 0.5011 | -0.1840 | 0.0063 | 0.0759 | |
| 0.1201 | 0.6998 | 0.4730 | -0.1668 | 0.0048 | 0.0713 | |
| 0.0800 | 0.8000 | 0.2043 | -0.1441 | 0.0032 | 0.0602 | |
| 0.0400 | 0.9000 | 0.2561 | -0.1115 | 0.0017 | 0.0417 | |
| 0.5400 | 0.1000 | 0.3220 | -0.0631 | 0.0111 | 0.0059 | |
| 0.4800 | 0.2000 | 0.3994 | -0.1300 | 0.0098 | 0.0225 | |
| 0.4200 | 0.3000 | 0.4471 | -0.1812 | 0.0084 | 0.0359 | |
| 0.3600 | 0.4000 | 0.4852 | -0.1678 | 0.0070 | 0.0464 | |
| 0.3000 | 0.5000 | 0.4881 | -0.2180 | 0.0057 | 0.0527 | |
| 0.2400 | 0.6000 | 0.4678 | -0.2106 | 0.0045 | 0.0549 | |
| 0.1800 | 0.7000 | 0.4178 | -0.1909 | 0.0034 | 0.0531 | |
| 0.1200 | 0.8000 | 0.3467 | -0.1505 | 0.0023 | 0.0454 | |
| 0.0600 | 0.9000 | 0.2364 | -0.0979 | 0.0013 | 0.0317 | |
| 0.7201 | 0.0999 | 0.2483 | -0.0753 | 0.0063 | 0.0042 | |
| 0.6400 | 0.2000 | 0.3171 | -0.1363 | 0.0057 | 0.0127 | |
| 0.5601 | 0.2999 | 0.3686 | -0.1772 | 0.0049 | 0.0207 | |
| 0.4800 | 0.4000 | 0.4035 | -0.2095 | 0.0042 | 0.0273 | |
| 0.3999 | 0.5001 | 0.4150 | -0.2135 | 0.0034 | 0.0323 | |
| 0.3200 | 0.6000 | 0.3893 | -0.2101 | 0.0029 | 0.0342 | |
| 0.2400 | 0.7000 | 0.3730 | -0.1920 | 0.0022 | 0.0352 | |
| 0.1600 | 0.8000 | 0.2909 | -0.1541 | 0.0016 | 0.0305 | |
| 0.0800 | 0.9000 | 0.1937 | -0.0933 | 0.0010 | 0.0202 | |
| 0.8101 | 0.0999 | 0.1891 | -0.0705 | 0.0035 | 0.0030 | |
| 0.7201 | 0.1999 | 0.2573 | -0.1342 | 0.0033 | 0.0091 | |
| 0.6300 | 0.3000 | 0.3082 | -0.1697 | 0.0030 | 0.0138 | |
| 0.5400 | 0.4000 | 0.3381 | -0.2034 | 0.0027 | 0.0188 | |
| 0.4500 | 0.5000 | 0.3618 | -0.2084 | 0.0024 | 0.0228 | |
| 0.3602 | 0.5998 | 0.3506 | -0.2059 | 0.0020 | 0.0245 | |
| 0.2700 | 0.7000 | 0.3246 | -0.1902 | 0.0016 | 0.0256 | |
| 0.1800 | 0.8000 | 0.2641 | -0.1500 | 0.0011 | 0.0228 | |
| 0.0900 | 0.9000 | 0.1587 | -0.0911 | 0.0008 | 0.0149 | |
| 308.15K | | | | | | |
| 0.0902 | 0.1001 | 0.3026 | -0.0554 | 0.0107 | 0.0368 | |
| 0.0800 | 0.2000 | 0.4155 | -0.0934 | 0.0104 | 0.0903 | |

| | | | | | |
|---------|--------|--------|---------|--------|--------|
| 0.0722 | 0.2785 | 0.5057 | -0.1203 | 0.0101 | 0.1179 |
| 0.0600 | 0.3999 | 0.5695 | -0.1470 | 0.0091 | 0.1362 |
| 0.0501 | 0.4999 | 0.5868 | -0.1515 | 0.0081 | 0.1367 |
| 0.0400 | 0.6000 | 0.5696 | -0.1567 | 0.0068 | 0.1284 |
| 0.0300 | 0.6996 | 0.5162 | -0.1431 | 0.0053 | 0.1120 |
| 0.0201 | 0.7999 | 0.4597 | -0.1268 | 0.0036 | 0.0894 |
| 0.0100 | 0.8999 | 0.3031 | -0.0941 | 0.0021 | 0.0577 |
| 0.1800 | 0.1000 | 0.3276 | -0.0425 | 0.0132 | 0.0135 |
| 0.1600 | 0.2000 | 0.4516 | -0.0834 | 0.0121 | 0.0632 |
| 0.1400 | 0.3000 | 0.5255 | -0.1163 | 0.0108 | 0.0928 |
| 0.1200 | 0.4000 | 0.5619 | -0.1378 | 0.0094 | 0.1079 |
| 0.1000 | 0.5000 | 0.5763 | -0.1466 | 0.0080 | 0.1139 |
| 0.0800 | 0.6000 | 0.5596 | -0.1465 | 0.0067 | 0.1098 |
| 0.0600 | 0.7000 | 0.5049 | -0.1373 | 0.0051 | 0.0985 |
| 0.0400 | 0.8000 | 0.4253 | -0.1177 | 0.0035 | 0.0803 |
| 0.0200 | 0.9000 | 0.2965 | -0.0865 | 0.0019 | 0.0535 |
| 0.3600 | 0.0999 | 0.3710 | -0.0308 | 0.0149 | 0.0077 |
| 0.3200 | 0.2001 | 0.4528 | -0.0856 | 0.0125 | 0.0364 |
| 0.2801 | 0.3000 | 0.5255 | -0.1238 | 0.0111 | 0.0595 |
| 0.2400 | 0.3999 | 0.5495 | -0.1531 | 0.0089 | 0.0727 |
| 0.2000 | 0.5000 | 0.5581 | -0.1655 | 0.0073 | 0.0808 |
| 0.1600 | 0.6001 | 0.5595 | -0.1572 | 0.0063 | 0.0809 |
| 0.1201 | 0.6998 | 0.5065 | -0.1445 | 0.0047 | 0.0754 |
| 0.0800 | 0.8000 | 0.4234 | -0.1254 | 0.0032 | 0.0643 |
| 0.0400 | 0.9000 | 0.2757 | -0.0959 | 0.0016 | 0.0447 |
| 0.5400 | 0.1000 | 0.3485 | -0.0417 | 0.0111 | 0.0068 |
| 0.4800 | 0.2000 | 0.4259 | -0.1014 | 0.0098 | 0.0240 |
| 0.4200 | 0.3000 | 0.4739 | -0.1469 | 0.0084 | 0.0379 |
| 0.3600 | 0.4000 | 0.5112 | -0.1457 | 0.0070 | 0.0488 |
| 0.3000 | 0.5000 | 0.5126 | -0.1834 | 0.0057 | 0.0554 |
| 0.2400 | 0.6000 | 0.4912 | -0.1780 | 0.0045 | 0.0579 |
| 0.1800 | 0.7000 | 0.4475 | -0.1625 | 0.0033 | 0.0563 |
| 0.1200 | 0.8000 | 0.3657 | -0.1303 | 0.0022 | 0.0480 |
| 0.0600 | 0.9000 | 0.2494 | -0.0851 | 0.0013 | 0.0333 |
| 0.7201 | 0.0999 | 0.2676 | -0.0582 | 0.0063 | 0.0046 |
| 0.6400 | 0.2000 | 0.3347 | -0.1110 | 0.0057 | 0.0133 |
| 0.5601 | 0.2999 | 0.3859 | -0.1472 | 0.0049 | 0.0213 |
| 0.4800 | 0.4000 | 0.4195 | -0.1750 | 0.0042 | 0.0280 |
| 0.3999 | 0.5001 | 0.4305 | -0.1807 | 0.0034 | 0.0331 |
| 0.3200 | 0.6000 | 0.4026 | -0.1779 | 0.0029 | 0.0349 |
| 0.2400 | 0.7000 | 0.3855 | -0.1636 | 0.0022 | 0.0361 |
| 0.1600 | 0.8000 | 0.3005 | -0.1307 | 0.0016 | 0.0314 |
| 0.0800 | 0.9000 | 0.1992 | -0.0792 | 0.0010 | 0.0208 |
| 0.8101 | 0.0999 | 0.2007 | -0.0560 | 0.0035 | 0.0032 |
| 0.7201 | 0.1999 | 0.2672 | -0.1089 | 0.0033 | 0.0092 |
| 0.6300 | 0.3000 | 0.3166 | -0.1394 | 0.0030 | 0.0140 |
| 0.5400 | 0.4000 | 0.3462 | -0.2680 | 0.0027 | 0.0190 |
| 0.4500 | 0.5000 | 0.3689 | -0.1755 | 0.0024 | 0.0230 |
| 0.3602 | 0.5998 | 0.3570 | -0.1738 | 0.0020 | 0.0247 |
| 0.2700 | 0.7000 | 0.3296 | -0.1592 | 0.0016 | 0.0257 |
| 0.1800 | 0.8000 | 0.2673 | -0.1253 | 0.0011 | 0.0230 |
| 0.0900 | 0.9000 | 0.1602 | -0.0748 | 0.0009 | 0.0150 |
| 313.15K | | | | | |
| 0.0902 | 0.1001 | 0.3249 | -0.0383 | 0.0106 | 0.0430 |
| 0.0800 | 0.2000 | 0.4462 | -0.0732 | 0.0103 | 0.1003 |
| 0.0722 | 0.2785 | 0.5405 | -0.0945 | 0.0100 | 0.1296 |
| 0.0600 | 0.3999 | 0.6095 | -0.1191 | 0.0090 | 0.1493 |
| 0.0501 | 0.4999 | 0.6283 | -0.1267 | 0.0080 | 0.1491 |

| | | | | | |
|---------|--------|--------|---------|--------|--------|
| 0.0400 | 0.6000 | 0.6118 | -0.1298 | 0.0066 | 0.1399 |
| 0.0300 | 0.6996 | 0.5574 | -0.1226 | 0.0052 | 0.1219 |
| 0.0201 | 0.7999 | 0.4654 | -0.1091 | 0.0035 | 0.0974 |
| 0.0100 | 0.8999 | 0.3333 | -0.0834 | 0.0020 | 0.0630 |
| 0.1800 | 0.1000 | 0.3546 | -0.0217 | 0.0131 | 0.0178 |
| 0.1600 | 0.2000 | 0.4837 | -0.0586 | 0.0120 | 0.0703 |
| 0.1400 | 0.3000 | 0.5616 | -0.0893 | 0.0107 | 0.1015 |
| 0.1200 | 0.4000 | 0.6004 | -0.1102 | 0.0093 | 0.1175 |
| 0.1000 | 0.5000 | 0.6165 | -0.1199 | 0.0080 | 0.1237 |
| 0.0800 | 0.6000 | 0.5994 | -0.1221 | 0.0066 | 0.1191 |
| 0.0600 | 0.7000 | 0.5434 | -0.1166 | 0.0050 | 0.1068 |
| 0.0400 | 0.8000 | 0.4614 | -0.1020 | 0.0034 | 0.0876 |
| 0.0200 | 0.9000 | 0.3243 | -0.0765 | 0.0018 | 0.0580 |
| 0.3600 | 0.0999 | 0.4022 | -0.0065 | 0.0148 | 0.0100 |
| 0.3200 | 0.2001 | 0.4860 | -0.0555 | 0.0124 | 0.0401 |
| 0.2801 | 0.3000 | 0.5560 | -0.0954 | 0.0111 | 0.0642 |
| 0.2400 | 0.3999 | 0.5848 | -0.1197 | 0.0089 | 0.0782 |
| 0.2000 | 0.5000 | 0.5936 | -0.1337 | 0.0073 | 0.0867 |
| 0.1600 | 0.6001 | 0.5835 | -0.1289 | 0.0063 | 0.0867 |
| 0.1201 | 0.6998 | 0.5420 | -0.1211 | 0.0047 | 0.0808 |
| 0.0800 | 0.8000 | 0.4309 | -0.1076 | 0.0032 | 0.0689 |
| 0.0400 | 0.9000 | 0.2985 | -0.0833 | 0.0016 | 0.0477 |
| 0.5400 | 0.1000 | 0.3789 | -0.0228 | 0.0110 | 0.0082 |
| 0.4800 | 0.2000 | 0.4560 | -0.0749 | 0.0096 | 0.0258 |
| 0.4200 | 0.3000 | 0.5039 | -0.1132 | 0.0083 | 0.0402 |
| 0.3600 | 0.4000 | 0.5409 | -0.1145 | 0.0069 | 0.0515 |
| 0.3000 | 0.5000 | 0.5415 | -0.1475 | 0.0056 | 0.0585 |
| 0.2400 | 0.6000 | 0.5196 | -0.1456 | 0.0044 | 0.0611 |
| 0.1800 | 0.7000 | 0.4735 | -0.1351 | 0.0033 | 0.0594 |
| 0.1200 | 0.8000 | 0.3883 | -0.1093 | 0.0022 | 0.0507 |
| 0.0600 | 0.9000 | 0.2647 | -0.0720 | 0.0012 | 0.0349 |
| 0.7201 | 0.0999 | 0.2888 | -0.0433 | 0.0062 | 0.0051 |
| 0.6400 | 0.2000 | 0.3557 | -0.0886 | 0.0056 | 0.0139 |
| 0.5601 | 0.2999 | 0.4057 | -0.1197 | 0.0048 | 0.0220 |
| 0.4800 | 0.4000 | 0.5194 | -0.1424 | 0.0041 | 0.0291 |
| 0.3999 | 0.5001 | 0.5251 | -0.1473 | 0.0033 | 0.0342 |
| 0.3200 | 0.6000 | 0.4914 | -0.1443 | 0.0028 | 0.0360 |
| 0.2400 | 0.7000 | 0.4003 | -0.1332 | 0.0021 | 0.0371 |
| 0.1600 | 0.8000 | 0.3127 | -0.1073 | 0.0015 | 0.0324 |
| 0.0800 | 0.9000 | 0.2066 | -0.0655 | 0.0010 | 0.0215 |
| 0.8101 | 0.0999 | 0.2137 | -0.0441 | 0.0034 | 0.0035 |
| 0.7201 | 0.1999 | 0.2801 | -0.0882 | 0.0032 | 0.0095 |
| 0.6300 | 0.3000 | 0.3280 | -0.1136 | 0.0029 | 0.0141 |
| 0.5400 | 0.4000 | 0.3571 | -0.1373 | 0.0026 | 0.0194 |
| 0.4500 | 0.5000 | 0.3796 | -0.1432 | 0.0023 | 0.0235 |
| 0.3602 | 0.5998 | 0.3652 | -0.1411 | 0.0019 | 0.0250 |
| 0.2700 | 0.7000 | 0.3371 | -0.1277 | 0.0015 | 0.0261 |
| 0.1800 | 0.8000 | 0.2727 | -0.1016 | 0.0011 | 0.0234 |
| 0.0900 | 0.9000 | 0.1638 | -0.0611 | 0.0008 | 0.0155 |
| 318.15K | | | | | |
| 0.0902 | 0.1001 | 0.3509 | -0.0290 | 0.0105 | 0.0501 |
| 0.0800 | 0.2000 | 0.4812 | -0.0605 | 0.0101 | 0.1118 |
| 0.0722 | 0.2785 | 0.5815 | -0.0800 | 0.0099 | 0.1431 |
| 0.0600 | 0.3999 | 0.6565 | -0.1020 | 0.0089 | 0.1638 |
| 0.0501 | 0.4999 | 0.6777 | -0.1096 | 0.0079 | 0.1630 |
| 0.0400 | 0.6000 | 0.6614 | -0.1132 | 0.0065 | 0.1527 |
| 0.0300 | 0.6996 | 0.6065 | -0.1077 | 0.0052 | 0.1333 |
| 0.0201 | 0.7999 | 0.5154 | -0.0969 | 0.0034 | 0.1063 |

| | | | | | |
|---------|--------|--------|---------|--------|--------|
| 0.0100 | 0.8999 | 0.3687 | -0.0762 | 0.0020 | 0.0686 |
| 0.1800 | 0.1000 | 0.3857 | -0.0142 | 0.0130 | 0.0230 |
| 0.1600 | 0.2000 | 0.5204 | -0.0468 | 0.0118 | 0.0786 |
| 0.1400 | 0.3000 | 0.6038 | -0.0750 | 0.0106 | 0.1116 |
| 0.1200 | 0.4000 | 0.6456 | -0.0946 | 0.0092 | 0.1285 |
| 0.1000 | 0.5000 | 0.6642 | -0.1040 | 0.0078 | 0.1348 |
| 0.0800 | 0.6000 | 0.6475 | -0.1073 | 0.0065 | 0.1298 |
| 0.0600 | 0.7000 | 0.5897 | -0.1036 | 0.0049 | 0.1164 |
| 0.0400 | 0.8000 | 0.5036 | -0.0918 | 0.0034 | 0.0954 |
| 0.0200 | 0.9000 | 0.3577 | -0.0698 | 0.0018 | 0.0630 |
| 0.3600 | 0.0999 | 0.4381 | -0.0012 | 0.0147 | 0.0128 |
| 0.3200 | 0.2001 | 0.5241 | -0.0476 | 0.0123 | 0.0445 |
| 0.2801 | 0.3000 | 0.5296 | -0.0830 | 0.0112 | 0.0697 |
| 0.2400 | 0.3999 | 0.6265 | -0.1055 | 0.0087 | 0.0846 |
| 0.2000 | 0.5000 | 0.6357 | -0.1187 | 0.0072 | 0.0935 |
| 0.1600 | 0.6001 | 0.6501 | -0.1161 | 0.0063 | 0.0936 |
| 0.1201 | 0.6998 | 0.5807 | -0.1091 | 0.0047 | 0.0871 |
| 0.0800 | 0.8000 | 0.4744 | -0.0973 | 0.0032 | 0.0742 |
| 0.0400 | 0.9000 | 0.3259 | -0.0751 | 0.0015 | 0.0511 |
| 0.5400 | 0.1000 | 0.4143 | -0.0138 | 0.0109 | 0.0099 |
| 0.4800 | 0.2000 | 0.4911 | -0.0624 | 0.0095 | 0.0282 |
| 0.4200 | 0.3000 | 0.5391 | -0.0987 | 0.0082 | 0.0432 |
| 0.3600 | 0.4000 | 0.5761 | -0.1047 | 0.0068 | 0.0548 |
| 0.3000 | 0.5000 | 0.5777 | -0.1345 | 0.0055 | 0.0623 |
| 0.2400 | 0.6000 | 0.5539 | -0.1322 | 0.0043 | 0.0648 |
| 0.1800 | 0.7000 | 0.5055 | -0.1225 | 0.0032 | 0.0630 |
| 0.1200 | 0.8000 | 0.4166 | -0.0992 | 0.0021 | 0.0538 |
| 0.0600 | 0.9000 | 0.2847 | -0.0648 | 0.0012 | 0.0367 |
| 0.7201 | 0.0999 | 0.3145 | -0.0329 | 0.0061 | 0.0061 |
| 0.6400 | 0.2000 | 0.3807 | -0.0738 | 0.0055 | 0.0148 |
| 0.5601 | 0.2999 | 0.4303 | -0.1029 | 0.0047 | 0.0233 |
| 0.4800 | 0.4000 | 0.8030 | -0.1244 | 0.0040 | 0.0303 |
| 0.3999 | 0.5001 | 0.7940 | -0.1311 | 0.0033 | 0.0357 |
| 0.3200 | 0.6000 | 0.7850 | -0.1304 | 0.0028 | 0.0377 |
| 0.2400 | 0.7000 | 0.4202 | -0.1217 | 0.0021 | 0.0387 |
| 0.1600 | 0.8000 | 0.3291 | -0.0970 | 0.0015 | 0.0337 |
| 0.0800 | 0.9000 | 0.2180 | -0.0587 | 0.0010 | 0.0224 |
| 0.8101 | 0.0999 | 0.2312 | -0.0349 | 0.0033 | 0.0043 |
| 0.7201 | 0.1999 | 0.2964 | -0.0735 | 0.0031 | 0.0101 |
| 0.6300 | 0.3000 | 0.3433 | -0.0966 | 0.0028 | 0.0146 |
| 0.5400 | 0.4000 | 0.3724 | -0.1189 | 0.0026 | 0.0200 |
| 0.4500 | 0.5000 | 0.3931 | -0.1256 | 0.0023 | 0.0239 |
| 0.3602 | 0.5998 | 0.3775 | -0.1257 | 0.0018 | 0.0258 |
| 0.2700 | 0.7000 | 0.3485 | -0.1155 | 0.0015 | 0.0269 |
| 0.1800 | 0.8000 | 0.2832 | -0.0925 | 0.0011 | 0.0242 |
| 0.0900 | 0.9000 | 0.1719 | -0.0548 | 0.0008 | 0.0159 |
| 323.15K | | | | | |
| 0.0902 | 0.1001 | 0.3797 | -0.0192 | 0.0104 | 0.0582 |
| 0.0800 | 0.2000 | 0.5204 | -0.0478 | 0.0100 | 0.1245 |
| 0.0722 | 0.2785 | 0.6260 | -0.0651 | 0.0098 | 0.1578 |
| 0.0600 | 0.3999 | 0.7085 | -0.0853 | 0.0088 | 0.1798 |
| 0.0501 | 0.4999 | 0.7323 | -0.0928 | 0.0078 | 0.1784 |
| 0.0400 | 0.6000 | 0.7175 | -0.0976 | 0.0064 | 0.1669 |
| 0.0300 | 0.6996 | 0.6602 | -0.0941 | 0.0051 | 0.1458 |
| 0.0201 | 0.7999 | 0.5629 | -0.0861 | 0.0033 | 0.1161 |
| 0.0100 | 0.8999 | 0.4080 | -0.0682 | 0.0019 | 0.0748 |
| 0.1800 | 0.1000 | 0.4199 | -0.0041 | 0.0129 | 0.0286 |
| 0.1600 | 0.2000 | 0.5612 | -0.0331 | 0.0118 | 0.0876 |

| | | | | | |
|--------|--------|--------|---------|--------|--------|
| 0.1400 | 0.3000 | 0.6498 | -0.0595 | 0.0105 | 0.1227 |
| 0.1200 | 0.4000 | 0.6952 | -0.0782 | 0.0091 | 0.1405 |
| 0.1000 | 0.5000 | 0.7164 | -0.0879 | 0.0078 | 0.1471 |
| 0.0800 | 0.6000 | 0.7006 | -0.0924 | 0.0064 | 0.1415 |
| 0.0600 | 0.7000 | 0.6417 | -0.0905 | 0.0048 | 0.1270 |
| 0.0400 | 0.8000 | 0.5510 | -0.0816 | 0.0033 | 0.1040 |
| 0.0200 | 0.9000 | 0.3943 | -0.0627 | 0.0017 | 0.0683 |
| 0.3600 | 0.0999 | 0.4768 | 0.0094 | 0.0146 | 0.0162 |
| 0.3200 | 0.2001 | 0.5661 | -0.0335 | 0.0122 | 0.0494 |
| 0.2801 | 0.3000 | 0.6152 | -0.0667 | 0.0112 | 0.0757 |
| 0.2400 | 0.3999 | 0.6729 | -0.0877 | 0.0087 | 0.0917 |
| 0.2000 | 0.5000 | 0.6827 | -0.1010 | 0.0071 | 0.1011 |
| 0.1600 | 0.6001 | 0.6804 | -0.1020 | 0.0063 | 0.1013 |
| 0.1201 | 0.6998 | 0.6556 | -0.0967 | 0.0047 | 0.0942 |
| 0.0800 | 0.8000 | 0.5266 | -0.0857 | 0.0032 | 0.0802 |
| 0.0400 | 0.9000 | 0.3562 | -0.0668 | 0.0015 | 0.0547 |
| 0.5400 | 0.1000 | 0.4517 | -0.0035 | 0.0108 | 0.0119 |
| 0.4800 | 0.2000 | 0.5303 | -0.0480 | 0.0095 | 0.0309 |
| 0.4200 | 0.3000 | 0.5782 | -0.0808 | 0.0081 | 0.0465 |
| 0.3600 | 0.4000 | 0.6150 | -0.0893 | 0.0067 | 0.0589 |
| 0.3000 | 0.5000 | 0.6160 | -0.1160 | 0.0055 | 0.0666 |
| 0.2400 | 0.6000 | 0.5910 | -0.1148 | 0.0043 | 0.0692 |
| 0.1800 | 0.7000 | 0.5404 | -0.1069 | 0.0032 | 0.0671 |
| 0.1200 | 0.8000 | 0.4461 | -0.0870 | 0.0021 | 0.0573 |
| 0.0600 | 0.9000 | 0.3048 | -0.0566 | 0.0012 | 0.0387 |
| 0.7201 | 0.0999 | 0.3425 | -0.0232 | 0.0060 | 0.0074 |
| 0.6400 | 0.2000 | 0.4083 | -0.0599 | 0.0054 | 0.0162 |
| 0.5601 | 0.2999 | 0.4577 | -0.0863 | 0.0047 | 0.0247 |
| 0.4800 | 0.4000 | 0.5513 | -0.1055 | 0.0040 | 0.0320 |
| 0.3999 | 0.5001 | 0.5554 | -0.1123 | 0.0032 | 0.0375 |
| 0.3200 | 0.6000 | 0.5203 | -0.1122 | 0.0027 | 0.0396 |
| 0.2400 | 0.7000 | 0.4415 | -0.1055 | 0.0020 | 0.0408 |
| 0.1600 | 0.8000 | 0.3473 | -0.0840 | 0.0015 | 0.0356 |
| 0.0800 | 0.9000 | 0.2315 | -0.0507 | 0.0010 | 0.0238 |
| 0.8101 | 0.0999 | 0.2500 | -0.0269 | 0.0033 | 0.0053 |
| 0.7201 | 0.1999 | 0.3147 | -0.0605 | 0.0030 | 0.0110 |
| 0.6300 | 0.3000 | 0.3598 | -0.0808 | 0.0028 | 0.0152 |
| 0.5400 | 0.4000 | 0.3889 | -0.1002 | 0.0025 | 0.0207 |
| 0.4500 | 0.5000 | 0.4090 | -0.1069 | 0.0022 | 0.0246 |
| 0.3602 | 0.5998 | 0.3929 | -0.1073 | 0.0018 | 0.0264 |
| 0.2700 | 0.7000 | 0.3624 | -0.0990 | 0.0015 | 0.0278 |
| 0.1800 | 0.8000 | 0.2950 | -0.0796 | 0.0011 | 0.0252 |
| 0.0900 | 0.9000 | 0.1816 | -0.0470 | 0.0008 | 0.0166 |
| | | | 328.15K | | |
| 0.0902 | 0.1001 | 0.4121 | -0.0109 | 0.0103 | 0.0672 |
| 0.0800 | 0.2000 | 0.5638 | -0.0363 | 0.0099 | 0.1386 |
| 0.0722 | 0.2785 | 0.6764 | -0.0525 | 0.0097 | 0.1742 |
| 0.0600 | 0.3999 | 0.7654 | -0.0714 | 0.0087 | 0.1972 |
| 0.0501 | 0.4999 | 0.7928 | -0.0788 | 0.0077 | 0.1953 |
| 0.0400 | 0.6000 | 0.7788 | -0.0846 | 0.0063 | 0.1825 |
| 0.0300 | 0.6996 | 0.7212 | -0.0828 | 0.0050 | 0.1596 |
| 0.0201 | 0.7999 | 0.6115 | -0.0769 | 0.0033 | 0.1269 |
| 0.0100 | 0.8999 | 0.4501 | -0.0616 | 0.0019 | 0.0815 |
| 0.1800 | 0.1000 | 0.4576 | 0.0042 | 0.0128 | 0.0351 |
| 0.1600 | 0.2000 | 0.6068 | -0.0216 | 0.0117 | 0.0977 |
| 0.1400 | 0.3000 | 0.7014 | -0.0464 | 0.0104 | 0.1350 |
| 0.1200 | 0.4000 | 0.7512 | -0.0645 | 0.0090 | 0.1539 |
| 0.1000 | 0.5000 | 0.7749 | -0.0743 | 0.0077 | 0.1607 |

| | | | | | |
|--------|--------|--------|---------|--------|--------|
| 0.0800 | 0.6000 | 0.7595 | -0.0799 | 0.0063 | 0.1546 |
| 0.0600 | 0.7000 | 0.6988 | -0.0796 | 0.0047 | 0.1386 |
| 0.0400 | 0.8000 | 0.6031 | -0.0748 | 0.0032 | 0.1135 |
| 0.0200 | 0.9000 | 0.4331 | -0.0565 | 0.0017 | 0.0742 |
| 0.3600 | 0.0999 | 0.5200 | 0.0180 | 0.0145 | 0.0201 |
| 0.3200 | 0.2001 | 0.6140 | -0.0219 | 0.0121 | 0.0552 |
| 0.2801 | 0.3000 | 0.6779 | -0.0519 | 0.0112 | 0.0827 |
| 0.2400 | 0.3999 | 0.7245 | -0.0730 | 0.0086 | 0.0996 |
| 0.2000 | 0.5000 | 0.7349 | -0.0863 | 0.0070 | 0.1096 |
| 0.1600 | 0.6001 | 0.7408 | -0.0902 | 0.0064 | 0.1100 |
| 0.1201 | 0.6998 | 0.6967 | -0.0861 | 0.0047 | 0.1023 |
| 0.0800 | 0.8000 | 0.5732 | -0.0756 | 0.0032 | 0.0870 |
| 0.0400 | 0.9000 | 0.3871 | -0.0594 | 0.0015 | 0.0587 |
| 0.5400 | 0.1000 | 0.4949 | 0.0050 | 0.0108 | 0.0143 |
| 0.4800 | 0.2000 | 0.5736 | -0.0357 | 0.0094 | 0.0341 |
| 0.4200 | 0.3000 | 0.6228 | -0.0658 | 0.0081 | 0.0506 |
| 0.3600 | 0.4000 | 0.6596 | -0.0764 | 0.0067 | 0.0635 |
| 0.3000 | 0.5000 | 0.6601 | -0.0999 | 0.0054 | 0.0715 |
| 0.2400 | 0.6000 | 0.6336 | -0.0998 | 0.0043 | 0.0741 |
| 0.1800 | 0.7000 | 0.5789 | -0.0938 | 0.0031 | 0.0719 |
| 0.1200 | 0.8000 | 0.4789 | -0.0766 | 0.0020 | 0.0612 |
| 0.0600 | 0.9000 | 0.3267 | -0.0495 | 0.0012 | 0.0414 |
| 0.7201 | 0.0999 | 0.3745 | -0.0153 | 0.0060 | 0.0090 |
| 0.6400 | 0.2000 | 0.4392 | -0.0483 | 0.0054 | 0.0179 |
| 0.5601 | 0.2999 | 0.4891 | -0.0723 | 0.0047 | 0.0266 |
| 0.4800 | 0.4000 | 0.5194 | -0.0896 | 0.0040 | 0.0340 |
| 0.3999 | 0.5001 | 0.5251 | -0.0965 | 0.0032 | 0.0397 |
| 0.3200 | 0.6000 | 0.4914 | -0.0969 | 0.0027 | 0.0418 |
| 0.2400 | 0.7000 | 0.4664 | -0.0918 | 0.0020 | 0.0430 |
| 0.1600 | 0.8000 | 0.3666 | -0.0731 | 0.0015 | 0.0377 |
| 0.0800 | 0.9000 | 0.2460 | -0.0439 | 0.0009 | 0.0253 |
| 0.8101 | 0.0999 | 0.2719 | -0.0202 | 0.0033 | 0.0063 |
| 0.7201 | 0.1999 | 0.3366 | -0.0498 | 0.0030 | 0.0119 |
| 0.6300 | 0.3000 | 0.3805 | -0.0678 | 0.0028 | 0.0161 |
| 0.5400 | 0.4000 | 0.4098 | -0.0853 | 0.0025 | 0.0217 |
| 0.4500 | 0.5000 | 0.4284 | -0.0917 | 0.0022 | 0.0257 |
| 0.3602 | 0.5998 | 0.4109 | -0.0924 | 0.0018 | 0.0274 |
| 0.2700 | 0.7000 | 0.3789 | -0.0853 | 0.0015 | 0.0289 |
| 0.1800 | 0.8000 | 0.3093 | -0.0691 | 0.0010 | 0.0263 |
| 0.0900 | 0.9000 | 0.1937 | -0.0406 | 0.0008 | 0.0174 |
| | | | 333.15K | | |
| 0.0902 | 0.1001 | 0.4471 | -0.0027 | 0.0103 | 0.0776 |
| 0.0800 | 0.2000 | 0.6110 | -0.0256 | 0.0099 | 0.1543 |
| 0.0722 | 0.2785 | 0.7304 | -0.0406 | 0.0096 | 0.1923 |
| 0.0600 | 0.3999 | 0.8279 | -0.0581 | 0.0086 | 0.2166 |
| 0.0501 | 0.4999 | 0.8590 | -0.0658 | 0.0076 | 0.2140 |
| 0.0400 | 0.6000 | 0.8459 | -0.0723 | 0.0063 | 0.1998 |
| 0.0300 | 0.6996 | 0.7871 | -0.0722 | 0.0049 | 0.1747 |
| 0.0201 | 0.7999 | 0.6605 | -0.0682 | 0.0032 | 0.1390 |
| 0.0100 | 0.8999 | 0.4943 | -0.0549 | 0.0018 | 0.0886 |
| 0.1800 | 0.1000 | 0.4981 | 0.0137 | 0.0128 | 0.0424 |
| 0.1600 | 0.2000 | 0.6562 | -0.0094 | 0.0116 | 0.1091 |
| 0.1400 | 0.3000 | 0.7574 | -0.0332 | 0.0104 | 0.1486 |
| 0.1200 | 0.4000 | 0.8118 | -0.0508 | 0.0090 | 0.1686 |
| 0.1000 | 0.5000 | 0.8383 | -0.0611 | 0.0076 | 0.1759 |
| 0.0800 | 0.6000 | 0.8234 | -0.0678 | 0.0063 | 0.1690 |
| 0.0600 | 0.7000 | 0.7611 | -0.0690 | 0.0047 | 0.1515 |
| 0.0400 | 0.8000 | 0.6594 | -0.0664 | 0.0032 | 0.1240 |

| | | | | | |
|--------|--------|--------|---------|--------|--------|
| 0.0200 | 0.9000 | 0.4739 | -0.0503 | 0.0017 | 0.0806 |
| 0.3600 | 0.0999 | 0.5668 | 0.0297 | 0.0145 | 0.0248 |
| 0.3200 | 0.2001 | 0.6645 | -0.0065 | 0.0120 | 0.0618 |
| 0.2801 | 0.3000 | 0.7367 | -0.0340 | 0.0113 | 0.0905 |
| 0.2400 | 0.3999 | 0.7807 | -0.0561 | 0.0086 | 0.1086 |
| 0.2000 | 0.5000 | 0.7918 | -0.0697 | 0.0069 | 0.1191 |
| 0.1600 | 0.6001 | 0.7766 | -0.0776 | 0.0064 | 0.1198 |
| 0.1201 | 0.6998 | 0.7336 | -0.0748 | 0.0047 | 0.1114 |
| 0.0800 | 0.8000 | 0.6281 | -0.0640 | 0.0032 | 0.0945 |
| 0.0400 | 0.9000 | 0.4197 | -0.0517 | 0.0015 | 0.0632 |
| 0.5400 | 0.1000 | 0.5402 | 0.0129 | 0.0108 | 0.0175 |
| 0.4800 | 0.2000 | 0.6200 | -0.0233 | 0.0094 | 0.0380 |
| 0.4200 | 0.3000 | 0.6698 | -0.0495 | 0.0081 | 0.0552 |
| 0.3600 | 0.4000 | 0.7070 | -0.0609 | 0.0067 | 0.0686 |
| 0.3000 | 0.5000 | 0.7073 | -0.0813 | 0.0054 | 0.0773 |
| 0.2400 | 0.6000 | 0.6786 | -0.0822 | 0.0042 | 0.0799 |
| 0.1800 | 0.7000 | 0.6204 | -0.0786 | 0.0031 | 0.0773 |
| 0.1200 | 0.8000 | 0.5134 | -0.0650 | 0.0020 | 0.0658 |
| 0.0600 | 0.9000 | 0.3496 | -0.0418 | 0.0012 | 0.0444 |
| 0.7201 | 0.0999 | 0.4087 | -0.0092 | 0.0060 | 0.0111 |
| 0.6400 | 0.2000 | 0.4732 | -0.0383 | 0.0054 | 0.0202 |
| 0.5601 | 0.2999 | 0.5222 | -0.0596 | 0.0047 | 0.0289 |
| 0.4800 | 0.4000 | 0.5513 | -0.0744 | 0.0040 | 0.0366 |
| 0.3999 | 0.5001 | 0.5554 | -0.0804 | 0.0032 | 0.0423 |
| 0.3200 | 0.6000 | 0.5203 | -0.0802 | 0.0027 | 0.0446 |
| 0.2400 | 0.7000 | 0.4922 | -0.0751 | 0.0020 | 0.0458 |
| 0.1600 | 0.8000 | 0.3884 | -0.0603 | 0.0015 | 0.0402 |
| 0.0800 | 0.9000 | 0.2623 | -0.0366 | 0.0009 | 0.0270 |
| 0.8101 | 0.0999 | 0.2960 | -0.0155 | 0.0033 | 0.0076 |
| 0.7201 | 0.1999 | 0.3598 | -0.0415 | 0.0030 | 0.0132 |
| 0.6300 | 0.3000 | 0.4033 | -0.0573 | 0.0028 | 0.0173 |
| 0.5400 | 0.4000 | 0.4317 | -0.0721 | 0.0025 | 0.0231 |
| 0.4500 | 0.5000 | 0.4493 | -0.0771 | 0.0022 | 0.0270 |
| 0.3602 | 0.5998 | 0.4295 | -0.0773 | 0.0018 | 0.0286 |
| 0.2700 | 0.7000 | 0.3956 | -0.0703 | 0.0015 | 0.0301 |
| 0.1800 | 0.8000 | 0.3245 | -0.0564 | 0.0010 | 0.0277 |
| 0.0900 | 0.9000 | 0.2063 | -0.0332 | 0.0008 | 0.0186 |
| | | | 338.15K | | |
| 0.0902 | 0.1001 | 0.4850 | 0.0012 | 0.0102 | 0.0890 |
| 0.0800 | 0.2000 | 0.6620 | -0.0194 | 0.0098 | 0.1715 |
| 0.0722 | 0.2785 | 0.7896 | -0.0327 | 0.0096 | 0.2120 |
| 0.0600 | 0.3999 | 0.8956 | -0.0491 | 0.0085 | 0.2382 |
| 0.0501 | 0.4999 | 0.9307 | -0.0570 | 0.0075 | 0.2350 |
| 0.0400 | 0.6000 | 0.9196 | -0.0636 | 0.0062 | 0.2191 |
| 0.0300 | 0.6996 | 0.8586 | -0.0643 | 0.0049 | 0.1915 |
| 0.0201 | 0.7999 | 0.7456 | -0.0609 | 0.0031 | 0.1521 |
| 0.0100 | 0.8999 | 0.5417 | -0.0493 | 0.0018 | 0.0966 |
| 0.1800 | 0.1000 | 0.5419 | 0.0155 | 0.0128 | 0.0506 |
| 0.1600 | 0.2000 | 0.7096 | -0.0044 | 0.0116 | 0.1215 |
| 0.1400 | 0.3000 | 0.8180 | -0.0268 | 0.0104 | 0.1637 |
| 0.1200 | 0.4000 | 0.8771 | -0.0437 | 0.0089 | 0.1851 |
| 0.1000 | 0.5000 | 0.9073 | -0.0534 | 0.0076 | 0.1925 |
| 0.0800 | 0.6000 | 0.8943 | -0.0604 | 0.0062 | 0.1852 |
| 0.0600 | 0.7000 | 0.8291 | -0.0622 | 0.0046 | 0.1658 |
| 0.0400 | 0.8000 | 0.7200 | -0.0605 | 0.0031 | 0.1358 |
| 0.0200 | 0.9000 | 0.5168 | -0.0450 | 0.0017 | 0.0876 |
| 0.3600 | 0.0999 | 0.6172 | 0.0303 | 0.0143 | 0.0302 |
| 0.3200 | 0.2001 | 0.7196 | -0.0047 | 0.0120 | 0.0694 |

| | | | | | |
|--------|--------|--------|---------|--------|--------|
| 0.2801 | 0.3000 | 0.7911 | -0.0279 | 0.0114 | 0.1004 |
| 0.2400 | 0.3999 | 0.8412 | -0.0503 | 0.0085 | 0.1188 |
| 0.2000 | 0.5000 | 0.8511 | -0.0630 | 0.0069 | 0.1301 |
| 0.1600 | 0.6001 | 0.8419 | -0.0719 | 0.0064 | 0.1317 |
| 0.1201 | 0.6998 | 0.8120 | -0.0688 | 0.0048 | 0.1224 |
| 0.0800 | 0.8000 | 0.6798 | -0.0575 | 0.0032 | 0.1033 |
| 0.0400 | 0.9000 | 0.4525 | -0.0462 | 0.0014 | 0.0682 |
| 0.5400 | 0.1000 | 0.5889 | 0.0175 | 0.0108 | 0.0211 |
| 0.4800 | 0.2000 | 0.6704 | -0.0169 | 0.0094 | 0.0426 |
| 0.4200 | 0.3000 | 0.7213 | -0.0425 | 0.0080 | 0.0605 |
| 0.3600 | 0.4000 | 0.7576 | -0.0552 | 0.0067 | 0.0746 |
| 0.3000 | 0.5000 | 0.7573 | -0.0749 | 0.0054 | 0.0838 |
| 0.2400 | 0.6000 | 0.7271 | -0.0760 | 0.0042 | 0.0863 |
| 0.1800 | 0.7000 | 0.6640 | -0.0721 | 0.0030 | 0.0835 |
| 0.1200 | 0.8000 | 0.5489 | -0.0590 | 0.0020 | 0.0711 |
| 0.0600 | 0.9000 | 0.3739 | -0.0371 | 0.0011 | 0.0481 |
| 0.7201 | 0.0999 | 0.4453 | -0.0032 | 0.0060 | 0.0137 |
| 0.6400 | 0.2000 | 0.5084 | -0.0301 | 0.0054 | 0.0227 |
| 0.5601 | 0.2999 | 0.5576 | -0.0503 | 0.0047 | 0.0319 |
| 0.4800 | 0.4000 | 0.5862 | -0.0648 | 0.0040 | 0.0398 |
| 0.3999 | 0.5001 | 0.5882 | -0.0714 | 0.0032 | 0.0455 |
| 0.3200 | 0.6000 | 0.5505 | -0.0724 | 0.0027 | 0.0480 |
| 0.2400 | 0.7000 | 0.5197 | -0.0690 | 0.0020 | 0.0489 |
| 0.1600 | 0.8000 | 0.4111 | -0.0552 | 0.0014 | 0.0431 |
| 0.0800 | 0.9000 | 0.2801 | -0.0328 | 0.0009 | 0.0289 |
| 0.8101 | 0.0999 | 0.3229 | -0.0102 | 0.0033 | 0.0094 |
| 0.7201 | 0.1999 | 0.3859 | -0.0335 | 0.0031 | 0.0149 |
| 0.6300 | 0.3000 | 0.4278 | -0.0482 | 0.0028 | 0.0187 |
| 0.5400 | 0.4000 | 0.4567 | -0.0620 | 0.0025 | 0.0250 |
| 0.4500 | 0.5000 | 0.4727 | -0.0675 | 0.0022 | 0.0286 |
| 0.3602 | 0.5998 | 0.4513 | -0.0687 | 0.0018 | 0.0301 |
| 0.2700 | 0.7000 | 0.4158 | -0.0636 | 0.0015 | 0.0318 |
| 0.1800 | 0.8000 | 0.3419 | -0.0520 | 0.0010 | 0.0290 |
| 0.0900 | 0.9000 | 0.2213 | -0.0303 | 0.0008 | 0.0200 |
| | | | 343.15K | | |
| 0.0902 | 0.1001 | 0.5264 | 0.0052 | 0.0102 | 0.1028 |
| 0.0800 | 0.2000 | 0.7183 | -0.0126 | 0.0098 | 0.1921 |
| 0.0722 | 0.2785 | 0.8545 | -0.0251 | 0.0096 | 0.2358 |
| 0.0600 | 0.3999 | 0.9705 | -0.0406 | 0.0085 | 0.2646 |
| 0.0501 | 0.4999 | 1.0103 | -0.0480 | 0.0075 | 0.2612 |
| 0.0400 | 0.6000 | 1.0007 | -0.0549 | 0.0061 | 0.2436 |
| 0.0300 | 0.6996 | 0.9374 | -0.0564 | 0.0048 | 0.2130 |
| 0.0201 | 0.7999 | 0.7947 | -0.0537 | 0.0030 | 0.1708 |
| 0.0100 | 0.8999 | 0.5920 | -0.0433 | 0.0017 | 0.1086 |
| 0.1800 | 0.1000 | 0.5899 | 0.0187 | 0.0129 | 0.0616 |
| 0.1600 | 0.2000 | 0.7676 | 0.0020 | 0.0117 | 0.1372 |
| 0.1400 | 0.3000 | 0.8842 | -0.0196 | 0.0103 | 0.1826 |
| 0.1200 | 0.4000 | 0.9500 | -0.0356 | 0.0089 | 0.2057 |
| 0.1000 | 0.5000 | 0.9838 | -0.0451 | 0.0076 | 0.2141 |
| 0.0800 | 0.6000 | 0.9708 | -0.0526 | 0.0062 | 0.2062 |
| 0.0600 | 0.7000 | 0.9031 | -0.0545 | 0.0045 | 0.1849 |
| 0.0400 | 0.8000 | 0.7861 | -0.0540 | 0.0031 | 0.1518 |
| 0.0200 | 0.9000 | 0.5627 | -0.0392 | 0.0016 | 0.0990 |
| 0.3600 | 0.0999 | 0.6718 | 0.0344 | 0.0142 | 0.0391 |
| 0.3200 | 0.2001 | 0.7795 | 0.0018 | 0.0120 | 0.0805 |
| 0.2801 | 0.3000 | 0.8497 | -0.0194 | 0.0114 | 0.1120 |
| 0.2400 | 0.3999 | 0.9079 | -0.0414 | 0.0085 | 0.1329 |
| 0.2000 | 0.5000 | 0.9212 | -0.0536 | 0.0069 | 0.1457 |

| | | | | | |
|--------|--------|--------|---------|--------|--------|
| 0.1600 | 0.6001 | 0.9420 | -0.0640 | 0.0064 | 0.1463 |
| 0.1201 | 0.6998 | 0.8939 | -0.0611 | 0.0048 | 0.1363 |
| 0.0800 | 0.8000 | 0.7281 | -0.0496 | 0.0032 | 0.1161 |
| 0.0400 | 0.9000 | 0.4903 | -0.0397 | 0.0014 | 0.0771 |
| 0.5400 | 0.1000 | 0.6422 | 0.0218 | 0.0108 | 0.0282 |
| 0.4800 | 0.2000 | 0.7250 | -0.0101 | 0.0095 | 0.0511 |
| 0.4200 | 0.3000 | 0.7766 | -0.0336 | 0.0080 | 0.0697 |
| 0.3600 | 0.4000 | 0.8137 | -0.0466 | 0.0066 | 0.0846 |
| 0.3000 | 0.5000 | 0.8123 | -0.0649 | 0.0054 | 0.0943 |
| 0.2400 | 0.6000 | 0.7791 | -0.0658 | 0.0041 | 0.0965 |
| 0.1800 | 0.7000 | 0.7115 | -0.0626 | 0.0030 | 0.0936 |
| 0.1200 | 0.8000 | 0.5897 | -0.0511 | 0.0019 | 0.0810 |
| 0.0600 | 0.9000 | 0.4012 | -0.0313 | 0.0011 | 0.0559 |
| 0.7201 | 0.0999 | 0.4855 | 0.0013 | 0.0061 | 0.0201 |
| 0.6400 | 0.2000 | 0.5481 | -0.0231 | 0.0054 | 0.0287 |
| 0.5601 | 0.2999 | 0.5969 | -0.0417 | 0.0047 | 0.0380 |
| 0.4800 | 0.4000 | 0.6239 | -0.0548 | 0.0039 | 0.0464 |
| 0.3999 | 0.5001 | 0.6240 | -0.0612 | 0.0031 | 0.0523 |
| 0.3200 | 0.6000 | 0.5849 | -0.0624 | 0.0027 | 0.0554 |
| 0.2400 | 0.7000 | 0.5510 | -0.0596 | 0.0020 | 0.0556 |
| 0.1600 | 0.8000 | 0.4381 | -0.0475 | 0.0014 | 0.0497 |
| 0.0800 | 0.9000 | 0.3014 | -0.0276 | 0.0009 | 0.0345 |
| 0.8101 | 0.0999 | 0.3539 | -0.0067 | 0.0034 | 0.0150 |
| 0.7201 | 0.1999 | 0.4155 | -0.0273 | 0.0031 | 0.0198 |
| 0.6300 | 0.3000 | 0.4564 | -0.0403 | 0.0028 | 0.0236 |
| 0.5400 | 0.4000 | 0.4842 | -0.0528 | 0.0025 | 0.0305 |
| 0.4500 | 0.5000 | 0.4994 | -0.0580 | 0.0022 | 0.0338 |
| 0.3602 | 0.5998 | 0.4768 | -0.0591 | 0.0018 | 0.0351 |
| 0.2700 | 0.7000 | 0.4388 | -0.0545 | 0.0014 | 0.0368 |
| 0.1800 | 0.8000 | 0.3625 | -0.0447 | 0.0010 | 0.0341 |
| 0.0900 | 0.9000 | 0.2404 | -0.0255 | 0.0007 | 0.0250 |

^a Standard uncertainties u for each variables are $u(T) = \pm 0.001$ K for densimeter, $u(T) = \pm 0.01$ K for viscometer, $u(T) = \pm 0.03$ K for refractometer; $u(p) = 5\%$; $u(x_1) = 0.0001$, and the combined expanded uncertainties U_c are $U_c(\rho) = \pm 0.8$ kg·m⁻³; $U_c(V^E) = \pm 2 \times 10^{-7}$ m³·mol⁻¹; $U_c(\eta) = \pm 0.007$ mPa.s; $U_c(\Delta\eta) = \pm 0.009$ mPa.s; $U_c(u) = \pm 0.2$ m·s⁻¹; $U_c(n_D) = \pm 2.8 \times 10^{-3}$ and $U_c(\Delta n_D) = \pm 3.4 \times 10^{-3}$ with 0.95 level of confidence ($k \approx 2$).

Table A 13 Parameters of the Nagata–Tamura for Excess Molar Volumes V^E , Viscosity Deviations $\Delta\eta$, Deviations in Refractive Indices Δn_D and Deviations in Isentropic Compressibility $\Delta\kappa_s$ for the ethyl Oleate (1) + *n*-hexadecane (2) + 1-butanol (3) Ternary System and the Corresponding rmsd.

| T/K | B_0 | B_1 | B_2 | B_3 | B_4 | B_5 | B_6 | B_7 | B_8 | σ |
|--|-----------|---------|----------|---------|---------|---------|---------|---------|-----------|----------|
| $10^6(V^E) / (\text{m}^3\cdot\text{mol}^{-1})$ | | | | | | | | | | |
| 293.15 | -0.000004 | -0.0001 | -0.0033 | 0.0002 | 0.0135 | -0.0019 | -0.0014 | -0.0147 | -0.000004 | 0.0104 |
| 298.15 | -0.0001 | 0.0003 | -0.0039 | -0.0006 | 0.0158 | -0.0043 | -0.0010 | -0.0164 | 0.0033 | 0.0104 |
| 303.15 | -0.0003 | -0.0007 | -0.0032 | -0.0003 | 0.0131 | -0.0031 | -0.0002 | -0.0144 | 0.0017 | 0.0118 |
| 308.15 | -0.0008 | -0.0025 | -0.0064 | 0.0053 | 0.0224 | -0.0019 | -0.0046 | -0.0229 | -0.0005 | 0.0125 |
| 313.15 | 0.0014 | 0.0086 | 0.0029 | -0.0170 | 0.0058 | -0.0166 | 0.0106 | -0.0117 | 0.0067 | 0.0202 |
| 318.15 | 0.0077 | 0.0384 | 0.0334 | -0.0758 | -0.0473 | -0.0571 | 0.0522 | 0.0205 | 0.0197 | 0.0674 |
| 323.15 | 0.0009 | 0.0064 | -0.0017 | -0.0115 | 0.0186 | -0.0114 | 0.0060 | -0.0246 | 0.0007 | 0.0219 |
| 328.15 | -0.0003 | 0.0007 | -0.0092 | 0.0007 | 0.0348 | -0.0037 | -0.0039 | -0.0375 | -0.0021 | 0.0207 |
| 333.15 | 0.0002 | 0.0027 | -0.0087 | -0.0020 | 0.0375 | -0.0055 | -0.0032 | -0.0422 | -0.0032 | 0.0238 |
| 338.15 | 0.0001 | 0.0023 | -0.0091 | -0.0011 | 0.0384 | -0.0043 | -0.0045 | -0.0436 | -0.0049 | 0.0261 |
| 343.15 | 0.0005 | 0.0026 | -0.0089 | 0.0003 | 0.0409 | -0.0034 | -0.0069 | -0.0485 | -0.0097 | 0.0304 |
| $\Delta\eta / (\text{mPa}\cdot\text{s})$ | | | | | | | | | | |
| 293.15 | -0.0028 | -0.0122 | -0.0067 | 0.0242 | -0.0002 | 0.0232 | -0.0152 | 0.0018 | -0.0227 | 0.0092 |
| 298.15 | -0.0021 | -0.0100 | -0.0058 | 0.0218 | 0.0016 | 0.0205 | -0.0139 | -0.0002 | -0.0227 | 0.0054 |
| 303.15 | -0.0015 | -0.0071 | -0.0046 | 0.0168 | 0.0033 | 0.0141 | -0.0115 | -0.0023 | -0.0152 | 0.0051 |
| 308.15 | -0.0010 | -0.0050 | -0.0028 | 0.0119 | 0.0011 | 0.0114 | -0.0073 | -0.0004 | -0.0138 | 0.0039 |
| 313.15 | -0.0009 | -0.0048 | -0.0027 | 0.0112 | 0.0015 | 0.0093 | -0.0072 | -0.0005 | -0.0102 | 0.0033 |
| 318.15 | -0.0008 | -0.0038 | -0.0026 | 0.0093 | 0.0020 | 0.0083 | -0.0062 | -0.0010 | -0.0097 | 0.0030 |
| 323.15 | -0.0006 | 0.0002 | -0.0041 | 0.0008 | 0.0084 | 0.0015 | -0.0015 | -0.0059 | 0.0002 | 0.0033 |
| 328.15 | -0.0008 | 0.0020 | -0.0070 | -0.0028 | 0.0163 | -0.0027 | -0.0002 | -0.0113 | 0.0067 | 0.0040 |
| 333.15 | -0.0013 | 0.0047 | -0.0117 | -0.0097 | 0.0281 | -0.0086 | 0.0037 | -0.0194 | 0.0167 | 0.0057 |
| 338.15 | -0.0014 | 0.0045 | -0.0127 | -0.0083 | 0.0306 | -0.0083 | 0.0022 | -0.0212 | 0.0153 | 0.0058 |
| 343.15 | -0.0018 | 0.0044 | -0.0151 | -0.0088 | 0.0354 | -0.0084 | 0.0024 | -0.0242 | 0.0168 | 0.0060 |
| Δn_D | | | | | | | | | | |
| 293.15 | -0.00005 | -0.0002 | 0.00002 | 0.0003 | -0.0002 | 0.0002 | -0.0001 | 0.0002 | -0.0002 | 0.0001 |
| 298.15 | -0.0001 | -0.0002 | 0.00003 | 0.0004 | -0.0003 | 0.0003 | -0.0002 | 0.0002 | -0.0003 | 0.0001 |
| 303.15 | -0.00005 | -0.0002 | 0.00002 | 0.0003 | -0.0002 | 0.0002 | -0.0001 | 0.0002 | -0.0003 | 0.0001 |
| 308.15 | -0.00005 | -0.0002 | 0.00001 | 0.0003 | -0.0002 | 0.0002 | -0.0001 | 0.0002 | -0.0002 | 0.0001 |
| 313.15 | -0.0001 | -0.0002 | 0.0000 | 0.0003 | -0.0002 | 0.0002 | -0.0001 | 0.0002 | -0.0002 | 0.0001 |
| 318.15 | -0.0001 | -0.0002 | -0.00001 | 0.0003 | -0.0002 | 0.0002 | -0.0001 | 0.0002 | -0.0002 | 0.0001 |
| 323.15 | -0.00005 | -0.0002 | -0.00001 | 0.0003 | -0.0002 | 0.0002 | -0.0001 | 0.0002 | -0.0002 | 0.0001 |
| 328.15 | -0.00005 | -0.0002 | -0.00001 | 0.0003 | -0.0002 | 0.0002 | -0.0001 | 0.0002 | -0.0002 | 0.0001 |
| 333.15 | -0.00005 | -0.0002 | 0.0000 | 0.0002 | -0.0002 | 0.0002 | -0.0001 | 0.0002 | -0.0002 | 0.0001 |
| 338.15 | -0.00004 | -0.0002 | 0.00001 | 0.0002 | -0.0002 | 0.0002 | -0.0001 | 0.0002 | -0.0002 | 0.0001 |
| 343.15 | -0.00004 | -0.0001 | 0.00000 | 0.0001 | -0.0001 | 0.0001 | -0.0001 | 0.0001 | -0.0001 | 0.0001 |
| $10^{10}\Delta\kappa_s / (\text{Pa}^{-1})$ | | | | | | | | | | |
| 293.15 | -0.0005 | -0.0002 | -0.0018 | -0.0015 | 0.0028 | 0.0002 | 0.0014 | -0.0016 | 0.0031 | 0.0012 |
| 298.15 | -0.0005 | -0.0004 | -0.0016 | -0.0011 | 0.0021 | 0.0010 | 0.0013 | -0.0011 | 0.0014 | 0.0011 |
| 303.15 | -0.0006 | -0.0005 | -0.0017 | -0.0010 | 0.0026 | 0.0009 | 0.0012 | -0.0018 | 0.0013 | 0.0011 |
| 308.15 | -0.0007 | -0.0010 | -0.0017 | -0.0003 | 0.0014 | 0.0015 | 0.0008 | -0.0003 | 0.0010 | 0.0010 |
| 313.15 | -0.0008 | -0.0013 | -0.0017 | 0.0003 | 0.0010 | 0.0020 | 0.0005 | 0.0010 | 0.0004 | 0.0010 |
| 318.15 | -0.0010 | -0.0016 | -0.0018 | 0.0006 | 0.0007 | 0.0024 | 0.0003 | 0.0005 | 0.00001 | 0.0010 |
| 323.15 | -0.0011 | -0.0019 | -0.0019 | 0.0009 | 0.0005 | 0.0029 | 0.0003 | 0.0008 | -0.0003 | 0.0010 |
| 328.15 | -0.0012 | -0.0024 | -0.0022 | 0.0014 | 0.0004 | 0.0035 | -0.0001 | 0.0010 | -0.0008 | 0.0010 |
| 333.15 | -0.0014 | -0.0027 | -0.0024 | 0.0016 | 0.0002 | 0.0040 | -0.0001 | 0.0013 | -0.0012 | 0.0011 |

| | | | | | | | | | | |
|--------|---------|---------|---------|--------|--------|--------|---------|--------|---------|--------|
| 338.15 | -0.0016 | -0.0033 | -0.0027 | 0.0024 | 0.0001 | 0.0050 | -0.0004 | 0.0016 | -0.0021 | 0.0011 |
| 343.15 | -0.0019 | -0.0044 | -0.0036 | 0.0039 | 0.0013 | 0.0070 | -0.0010 | 0.0007 | -0.0041 | 0.0021 |

Table A 14 Density of the examined 1-butanol, 1-propanol, methyl and ethyl esters at temperatures 293.15 to 413.15 K and pressures 0.1 to 60 MPa

| $\rho^a/\text{kg}\cdot\text{m}^{-3}$ | | | | | | | |
|--------------------------------------|-----------|------------|---------------|-----------------|-----------------|--------------|----------------|
| T ^b /K | | | | | | | |
| P ^c /MPa | 1-butanol | 1-propanol | Ethyl laurate | Ethyl linoleate | Ethyl myristate | Ethyl oleate | Methyl laurate |
| 293.15K | | | | | | | |
| 0.1 | 809.7 | 803.8 | 861.9 | 876.7 | 860.8 | 868.8 | 869.1 |
| 1 | 810.3 | 804.5 | 862.5 | 877.2 | 861.3 | 869.3 | 869.7 |
| 5 | 813.1 | 807.5 | 865.1 | 879.6 | 863.8 | 871.7 | 872.2 |
| 10 | 816.4 | 811.1 | 868.2 | 882.4 | 866.8 | 874.6 | 875.3 |
| 15 | 819.7 | 814.5 | 871.3 | 885.2 | 869.8 | 877.4 | 878.3 |
| 20 | 822.9 | 817.9 | 874.2 | 887.9 | 872.6 | 880.1 | 881.3 |
| 25 | 825.9 | 821.1 | 877.1 | 890.6 | 875.4 | 882.8 | 884.1 |
| 30 | 828.9 | 824.2 | 879.9 | 893.1 | 878.1 | 885.4 | 886.8 |
| 35 | 831.8 | 827.2 | 882.6 | 895.6 | 880.7 | 887.9 | 889.5 |
| 40 | 834.6 | 830.1 | 885.2 | 898.1 | 883.2 | 890.3 | 892.1 |
| 45 | 837.2 | 832.9 | 887.7 | 900.4 | 885.7 | 892.6 | 894.5 |
| 50 | 839.8 | 835.5 | 890.1 | 902.7 | 888.0 | 894.9 | 896.9 |
| 55 | 842.3 | 838.0 | 892.4 | 904.9 | - | 897.1 | 899.3 |
| 60 | 844.6 | 840.4 | 894.7 | 907.0 | - | 899.2 | 901.5 |
| 298.15K | | | | | | | |
| 0.1 | 805.9 | 799.8 | 858.0 | 873.0 | 857.0 | 865.2 | 865.2 |
| 1 | 806.5 | 800.5 | 858.6 | 873.6 | 857.5 | 865.7 | 865.8 |
| 5 | 809.4 | 803.6 | 861.3 | 876.0 | 860.1 | 868.1 | 868.4 |
| 10 | 812.8 | 807.2 | 864.5 | 878.9 | 863.1 | 871.1 | 871.5 |
| 15 | 816.2 | 810.8 | 867.6 | 881.7 | 866.2 | 873.9 | 874.6 |
| 20 | 819.4 | 814.2 | 870.6 | 884.5 | 869.1 | 876.7 | 877.6 |
| 25 | 822.5 | 817.5 | 873.5 | 887.2 | 871.9 | 879.4 | 880.5 |
| 30 | 825.6 | 820.7 | 876.4 | 889.8 | 874.7 | 882.1 | 883.3 |
| 35 | 828.5 | 823.8 | 879.1 | 892.4 | 877.3 | 884.6 | 886.0 |
| 40 | 831.3 | 826.7 | 881.8 | 894.9 | 879.9 | 887.1 | 888.7 |
| 45 | 834.0 | 829.6 | 884.4 | 897.3 | 882.4 | 889.5 | 891.2 |
| 50 | 836.7 | 832.3 | 886.9 | 899.6 | 884.8 | 891.9 | 893.7 |
| 55 | 839.2 | 834.9 | 889.3 | 901.9 | 887.2 | 894.1 | 896.1 |
| 60 | 841.6 | 837.4 | 891.6 | 904.0 | 889.4 | 896.3 | 898.4 |
| 303.15K | | | | | | | |
| 0.1 | 802.0 | 795.8 | 854.1 | 869.4 | 853.2 | 861.5 | 861.3 |
| 1 | 802.7 | 796.5 | 854.8 | 867.0 | 853.8 | 862.1 | 861.9 |
| 5 | 805.6 | 799.6 | 857.4 | 872.4 | 856.3 | 864.6 | 864.5 |
| 10 | 809.1 | 803.4 | 860.7 | 875.4 | 859.5 | 867.6 | 867.8 |
| 15 | 812.6 | 807.0 | 863.9 | 878.3 | 862.6 | 870.5 | 870.9 |
| 20 | 815.9 | 810.5 | 867.0 | 881.1 | 865.6 | 873.3 | 874.0 |
| 25 | 819.1 | 813.9 | 870.0 | 883.9 | 868.5 | 876.1 | 876.9 |
| 30 | 822.2 | 817.2 | 872.0 | 886.6 | 871.3 | 878.8 | 879.8 |
| 35 | 825.2 | 820.3 | 875.7 | 889.2 | 874.0 | 881.4 | 882.6 |
| 40 | 828.1 | 823.3 | 878.4 | 891.7 | 876.6 | 883.9 | 885.3 |
| 45 | 830.8 | 826.2 | 881.1 | 894.1 | 879.2 | 886.4 | 887.9 |
| 50 | 833.5 | 829.0 | 883.6 | 896.5 | 881.7 | 888.8 | 890.4 |
| 55 | 836.0 | 831.6 | 886.1 | 898.8 | 884.0 | 891.1 | 892.8 |
| 60 | 838.5 | 834.2 | 888.4 | 901.0 | 886.3 | 893.3 | 895.2 |
| 308.15K | | | | | | | |
| 0.1 | 798.1 | 791.7 | 850.2 | 865.7 | 849.4 | 857.9 | 857.3 |
| 1 | 798.8 | 792.5 | 850.9 | 866.3 | 850.0 | 858.5 | 858.0 |
| 5 | 801.8 | 795.6 | 853.6 | 868.8 | 852.6 | 861.0 | 860.7 |
| 10 | 805.4 | 799.5 | 857.0 | 871.9 | 855.9 | 864.1 | 864.0 |

| | | | | | | | |
|---------|-------|-------|-------|-------|-------|-------|-------|
| 15 | 809.0 | 803.2 | 860.2 | 874.8 | 859.0 | 867.1 | 867.2 |
| 20 | 812.3 | 806.8 | 863.4 | 877.7 | 862.1 | 870.0 | 870.3 |
| 25 | 815.6 | 810.3 | 866.5 | 880.5 | 865.0 | 872.8 | 873.4 |
| 30 | 818.8 | 813.6 | 869.4 | 883.3 | 867.9 | 875.5 | 876.3 |
| 35 | 821.8 | 816.8 | 872.3 | 885.9 | 870.7 | 878.2 | 879.1 |
| 40 | 824.8 | 819.9 | 875.1 | 888.5 | 873.4 | 880.8 | 881.9 |
| 45 | 827.6 | 822.8 | 877.8 | 891.0 | 876.0 | 883.3 | 884.5 |
| 50 | 830.3 | 825.7 | 880.4 | 893.4 | 878.5 | 885.7 | 887.1 |
| 55 | 832.9 | 828.4 | 882.9 | 895.7 | 880.9 | 888.0 | 889.6 |
| 60 | 835.4 | 830.9 | 885.3 | 898.0 | 883.2 | 890.3 | 892.0 |
| 313.15K | | | | | | | |
| 0.1 | 794.2 | 787.6 | 846.3 | 862.1 | 845.6 | 854.3 | 853.4 |
| 1 | 794.9 | 788.3 | 847.0 | 862.7 | 846.2 | 854.9 | 854.0 |
| 5 | 798.0 | 791.6 | 849.8 | 865.2 | 848.9 | 857.4 | 856.8 |
| 10 | 801.7 | 795.6 | 853.2 | 868.4 | 852.3 | 860.6 | 860.2 |
| 15 | 805.3 | 799.4 | 856.6 | 871.4 | 855.5 | 863.6 | 863.5 |
| 20 | 808.8 | 803.0 | 859.8 | 874.4 | 858.6 | 866.6 | 866.7 |
| 25 | 812.2 | 806.6 | 863.0 | 877.2 | 861.6 | 869.5 | 869.8 |
| 30 | 815.4 | 810.0 | 866.0 | 880.0 | 864.6 | 872.3 | 872.8 |
| 35 | 818.5 | 813.3 | 868.9 | 882.7 | 867.4 | 875.0 | 875.7 |
| 40 | 821.5 | 816.4 | 871.8 | 885.3 | 870.1 | 877.6 | 878.5 |
| 45 | 824.4 | 819.4 | 874.5 | 887.9 | 872.8 | 880.2 | 881.2 |
| 50 | 827.1 | 822.3 | 877.1 | 890.3 | 875.3 | 882.6 | 883.8 |
| 55 | 829.7 | 825.1 | 879.7 | 892.7 | 877.8 | 885.0 | 886.3 |
| 60 | 832.2 | 827.7 | 882.1 | 895.0 | 880.2 | 887.3 | 888.8 |
| 318.15K | | | | | | | |
| 0.1 | 790.3 | 783.4 | 842.4 | 858.4 | 841.8 | 850.6 | 849.5 |
| 1 | 791.0 | 784.2 | 843.1 | 859.0 | 842.5 | 851.2 | 850.1 |
| 5 | 794.1 | 787.5 | 846 | 861.6 | 845.2 | 853.9 | 853 |
| 10 | 797.9 | 791.6 | 849.5 | 864.8 | 848.6 | 857.1 | 856.4 |
| 15 | 801.6 | 795.5 | 852.9 | 867.9 | 851.9 | 860.2 | 859.8 |
| 20 | 805.2 | 799.3 | 856.2 | 871.0 | 855.1 | 863.3 | 863.1 |
| 25 | 808.6 | 802.9 | 859.4 | 873.9 | 858.2 | 866.2 | 866.3 |
| 30 | 811.9 | 806.4 | 862.5 | 876.7 | 861.2 | 869.1 | 869.3 |
| 35 | 815.1 | 809.8 | 865.5 | 879.5 | 864.1 | 871.8 | 872.3 |
| 40 | 818.1 | 813.0 | 868.4 | 882.2 | 866.9 | 874.5 | 875.2 |
| 45 | 821.1 | 816.0 | 871.2 | 884.7 | 869.6 | 877.1 | 877.9 |
| 50 | 823.9 | 819.0 | 873.9 | 887.2 | 872.2 | 879.6 | 880.6 |
| 55 | 826.5 | 821.7 | 876.5 | 889.6 | 874.7 | 882 | 883.1 |
| 60 | 829.1 | 824.4 | 878.9 | 892.0 | 877.1 | 884.3 | 885.6 |
| 323.15K | | | | | | | |
| 0.1 | 786.3 | 779.2 | 838.5 | 854.7 | 838.0 | 847.0 | 845.5 |
| 1 | 787.0 | 780.0 | 839.2 | 855.4 | 838.7 | 847.6 | 846.2 |
| 5 | 790.2 | 783.4 | 842.1 | 858.0 | 841.5 | 850.3 | 849.1 |
| 10 | 794.1 | 787.6 | 845.8 | 861.3 | 845.0 | 853.6 | 852.7 |
| 15 | 797.9 | 791.6 | 849.3 | 864.5 | 848.4 | 856.8 | 856.1 |
| 20 | 801.6 | 795.5 | 852.7 | 867.6 | 851.7 | 859.9 | 859.5 |
| 25 | 805.1 | 799.2 | 855.9 | 870.6 | 854.8 | 862.9 | 862.7 |
| 30 | 808.5 | 802.8 | 859.1 | 873.5 | 857.9 | 865.8 | 865.9 |
| 35 | 811.7 | 806.2 | 862.2 | 876.3 | 860.8 | 868.7 | 868.9 |
| 40 | 814.8 | 809.5 | 865.1 | 879.0 | 863.7 | 871.4 | 871.8 |
| 45 | 817.8 | 812.6 | 867.9 | 881.6 | 866.4 | 874.0 | 874.6 |
| 50 | 820.6 | 815.6 | 870.7 | 884.2 | 869.1 | 876.6 | 877.3 |
| 55 | 823.3 | 818.4 | 873.3 | 886.6 | 871.6 | 879.0 | 879.9 |
| 60 | 825.9 | 821.1 | 875.8 | 889.0 | 874.0 | 881.4 | 882.4 |
| 328.15K | | | | | | | |
| 0.1 | 782.2 | 774.9 | 834.6 | 851.1 | 834.3 | 843.4 | 841.6 |

| | | | | | | | |
|---------|-------|-------|-------|-------|-------|-------|-------|
| 1 | 783.0 | 775.7 | 835.3 | 851.7 | 834.9 | 844.0 | 842.3 |
| 5 | 786.3 | 779.3 | 838.3 | 854.5 | 837.8 | 846.8 | 845.3 |
| 10 | 790.3 | 783.5 | 842.0 | 857.8 | 841.4 | 850.1 | 848.9 |
| 15 | 794.2 | 787.7 | 845.6 | 861.1 | 844.8 | 853.4 | 852.5 |
| 20 | 797.9 | 791.6 | 849.1 | 864.2 | 848.2 | 856.6 | 855.9 |
| 25 | 801.5 | 795.4 | 852.4 | 867.3 | 851.4 | 859.6 | 859.2 |
| 30 | 804.9 | 799.1 | 855.7 | 870.2 | 854.5 | 862.6 | 862.4 |
| 35 | 808.3 | 802.6 | 858.8 | 873.1 | 857.6 | 865.5 | 865.5 |
| 40 | 811.4 | 805.9 | 861.8 | 875.9 | 860.5 | 868.3 | 868.5 |
| 45 | 814.5 | 809.1 | 864.7 | 878.6 | 863.3 | 871.0 | 871.4 |
| 50 | 817.4 | 812.2 | 867.5 | 881.1 | 866.0 | 873.6 | 874.1 |
| 55 | 820.1 | 815.1 | 870.2 | 883.6 | 868.6 | 876.0 | 876.8 |
| 60 | 822.8 | 817.8 | 872.7 | 886.0 | 871.0 | 878.4 | 879.3 |
| 333.15K | | | | | | | |
| 0.1 | 778.1 | 770.6 | 830.7 | 847.5 | 830.5 | 839.7 | 837.6 |
| 1 | 778.9 | 771.4 | 831.4 | 848.1 | 831.2 | 840.4 | 838.4 |
| 5 | 782.3 | 775.1 | 834.5 | 850.9 | 834.2 | 843.2 | 841.4 |
| 10 | 786.4 | 779.5 | 838.3 | 854.3 | 837.8 | 846.7 | 845.2 |
| 15 | 790.4 | 783.7 | 842.0 | 857.7 | 841.3 | 850.0 | 848.8 |
| 20 | 794.2 | 787.8 | 845.5 | 860.9 | 844.8 | 853.3 | 852.3 |
| 25 | 797.9 | 791.7 | 849.0 | 864.0 | 848.1 | 856.4 | 855.7 |
| 30 | 801.4 | 795.4 | 852.3 | 867.0 | 851.3 | 859.4 | 859.0 |
| 35 | 804.8 | 799.0 | 855.5 | 869.9 | 854.3 | 862.4 | 862.1 |
| 40 | 808.1 | 802.4 | 858.5 | 872.8 | 857.3 | 865.2 | 865.2 |
| 45 | 811.2 | 805.7 | 861.5 | 875.5 | 860.1 | 867.9 | 868.1 |
| 50 | 814.1 | 808.8 | 864.3 | 878.1 | 862.9 | 870.5 | 870.9 |
| 55 | 816.9 | 811.7 | 867.0 | 880.6 | 865.5 | 873.1 | 873.6 |
| 60 | 819.5 | 814.5 | 869.6 | 883.0 | 868.0 | 875.5 | 876.2 |
| 343.15K | | | | | | | |
| 0.1 | 769.7 | 761.7 | 822.8 | 840.2 | 822.9 | 832.5 | 829.8 |
| 1 | 770.5 | 762.6 | 823.6 | 840.8 | 823.6 | 833.2 | 830.5 |
| 5 | 774.1 | 766.4 | 826.9 | 843.8 | 826.8 | 836.1 | 833.8 |
| 10 | 778.4 | 771.1 | 830.9 | 847.4 | 830.6 | 839.7 | 837.7 |
| 15 | 782.6 | 775.6 | 834.7 | 850.8 | 834.3 | 843.2 | 841.5 |
| 20 | 786.7 | 779.9 | 838.4 | 854.2 | 837.9 | 846.6 | 845.2 |
| 25 | 790.5 | 784.0 | 842.0 | 857.4 | 841.3 | 849.9 | 848.7 |
| 30 | 794.3 | 787.9 | 845.5 | 860.6 | 844.7 | 853.0 | 852.1 |
| 35 | 797.8 | 791.7 | 848.8 | 863.6 | 847.9 | 856.1 | 855.4 |
| 40 | 801.2 | 795.2 | 852.0 | 866.5 | 850.9 | 859.0 | 858.6 |
| 45 | 804.4 | 798.6 | 855.1 | 869.4 | 853.9 | 861.9 | 861.6 |
| 50 | 807.5 | 801.8 | 858.0 | 872.1 | 856.7 | 864.6 | 864.5 |
| 55 | 810.4 | 804.9 | 860.8 | 874.7 | 859.4 | 867.2 | 867.3 |
| 60 | 813.1 | 807.7 | 863.4 | 877.2 | 862.0 | 869.7 | 869.9 |
| 353.15K | | | | | | | |
| 0.1 | 761.0 | 752.4 | 815.0 | 832.8 | 815.3 | 825.2 | 821.8 |
| 1 | 761.8 | 753.3 | 815.7 | 833.6 | 816.1 | 826.0 | 822.6 |
| 5 | 765.7 | 757.5 | 819.2 | 836.6 | 819.4 | 829.1 | 826.0 |
| 10 | 770.3 | 762.4 | 823.4 | 840.4 | 823.4 | 832.8 | 830.2 |
| 15 | 774.7 | 767.2 | 827.5 | 844.0 | 827.3 | 836.5 | 834.2 |
| 20 | 779.0 | 771.7 | 831.4 | 847.5 | 831.0 | 840.0 | 838.0 |
| 25 | 783.0 | 776.0 | 835.1 | 850.9 | 834.6 | 843.4 | 841.7 |
| 30 | 786.9 | 780.2 | 838.7 | 854.2 | 838.1 | 846.7 | 845.3 |
| 35 | 790.6 | 784.1 | 842.2 | 857.3 | 841.4 | 849.9 | 848.7 |
| 40 | 794.2 | 787.9 | 845.5 | 860.4 | 844.6 | 852.9 | 852.0 |
| 45 | 797.5 | 791.4 | 848.7 | 863.3 | 847.7 | 855.8 | 855.2 |
| 50 | 800.7 | 794.7 | 851.7 | 866.1 | 850.6 | 858.7 | 858.2 |
| 55 | 803.7 | 797.9 | 854.6 | 868.8 | 853.4 | 861.3 | 861.0 |

| | | | | | | | |
|---------|-------|-------|-------|-------|-------|-------|-------|
| 60 | 806.5 | 800.8 | 857.3 | 871.4 | 856.1 | 863.9 | 863.8 |
| 363.15K | | | | | | | |
| 0.1 | 751.9 | 742.9 | 807.2 | 825.5 | 807.7 | 817.9 | 813.8 |
| 1 | 752.8 | 743.9 | 808.0 | 826.3 | 808.5 | 818.7 | 814.7 |
| 5 | 756.9 | 748.2 | 811.6 | 829.5 | 812.0 | 822.0 | 818.3 |
| 10 | 761.8 | 753.5 | 816.0 | 833.4 | 816.2 | 825.9 | 822.6 |
| 15 | 766.5 | 758.5 | 820.2 | 837.2 | 820.3 | 829.7 | 826.9 |
| 20 | 771.0 | 763.3 | 824.3 | 840.9 | 824.2 | 833.4 | 830.9 |
| 25 | 775.3 | 767.9 | 828.2 | 844.4 | 828.0 | 837.0 | 834.8 |
| 30 | 779.4 | 772.2 | 832.0 | 847.8 | 831.6 | 840.4 | 838.5 |
| 35 | 783.3 | 776.4 | 835.6 | 851.1 | 835.0 | 843.7 | 842.1 |
| 40 | 786.9 | 780.2 | 839.1 | 854.3 | 838.4 | 846.9 | 845.5 |
| 45 | 790.4 | 783.9 | 842.3 | 857.3 | 841.5 | 849.9 | 848.8 |
| 50 | 793.6 | 787.3 | 845.5 | 860.2 | 844.5 | 852.8 | 851.9 |
| 55 | 796.7 | 790.5 | 848.5 | 862.9 | 847.4 | 855.5 | 854.8 |
| 60 | 799.5 | 793.5 | 851.3 | 865.6 | 850.2 | 858.2 | 857.6 |
| 373.15K | | | | | | | |
| 0.1 | 742.2 | -- | 798.9 | 817.9 | 799.8 | 810.3 | 805.5 |
| 1 | 743.6 | 733.9 | 800.1 | 819.0 | 801.0 | 811.5 | 806.8 |
| 5 | 747.9 | 738.6 | 804.0 | 822.4 | 804.7 | 814.9 | 810.6 |
| 10 | 753.2 | 744.2 | 808.6 | 826.5 | 809.1 | 819.1 | 815.2 |
| 15 | 758.2 | 749.5 | 813.1 | 830.5 | 813.4 | 823.1 | 819.6 |
| 20 | 762.9 | 754.7 | 817.4 | 834.3 | 817.5 | 826.9 | 823.8 |
| 25 | 767.5 | 759.5 | 821.5 | 838.0 | 821.4 | 830.6 | 827.9 |
| 30 | 771.8 | 764.1 | 825.4 | 841.6 | 825.2 | 834.2 | 831.8 |
| 35 | 775.9 | 768.5 | 829.2 | 845.0 | 828.8 | 837.6 | 835.6 |
| 40 | 779.8 | 772.6 | 832.8 | 848.2 | 832.2 | 840.9 | 839.1 |
| 45 | 783.4 | 776.5 | 836.2 | 851.4 | 835.5 | 844.0 | 842.5 |
| 50 | 786.9 | 780.1 | 839.4 | 854.3 | 838.6 | 847.0 | 845.7 |
| 55 | 790.1 | 783.5 | 842.5 | 857.2 | 841.6 | 849.9 | 848.8 |
| 60 | 793.0 | 786.6 | 845.4 | 859.9 | 844.4 | 852.6 | 851.6 |
| 393.15K | | | | | | | |
| 0.1 | -- | -- | 783.0 | 803.3 | 784.6 | 795.7 | 789.5 |
| 1 | 723.8 | 712.1 | 784.2 | 804.4 | 785.8 | 797.0 | 790.8 |
| 5 | 728.8 | 717.6 | 788.5 | 808.2 | 789.8 | 800.7 | 795.0 |
| 10 | 734.7 | 724.1 | 793.6 | 812.7 | 794.7 | 805.3 | 800.1 |
| 15 | 740.3 | 730.3 | 798.6 | 817.0 | 799.4 | 809.6 | 805.0 |
| 20 | 745.7 | 736.2 | 803.3 | 821.2 | 803.9 | 813.8 | 809.7 |
| 25 | 750.8 | 741.7 | 807.8 | 825.2 | 808.2 | 817.9 | 814.1 |
| 30 | 755.6 | 746.9 | 812.1 | 829.1 | 812.3 | 821.7 | 818.4 |
| 35 | 760.1 | 751.8 | 816.2 | 832.7 | 816.2 | 825.4 | 822.5 |
| 40 | 764.4 | 756.4 | 820.0 | 836.2 | 819.9 | 829.0 | 826.3 |
| 45 | 768.5 | 760.7 | 823.7 | 839.6 | 823.5 | 832.3 | 829.9 |
| 50 | 772.2 | 764.6 | 827.2 | 842.8 | 826.8 | 835.5 | 833.4 |
| 55 | 775.7 | 768.2 | 830.4 | 845.8 | 829.9 | 838.5 | 836.6 |
| 60 | 778.9 | 771.5 | 833.4 | 848.7 | 832.9 | 841.4 | 839.7 |
| 413.15K | | | | | | | |
| 0.1 | -- | -- | 767.0 | 788.7 | 769.4 | 781.3 | 773.5 |
| 1 | 701.8 | 687.8 | 768.1 | 789.7 | 770.4 | 782.3 | 774.6 |
| 5 | 707.6 | 694.3 | 772.9 | 793.8 | 774.9 | 786.5 | 779.3 |
| 10 | 714.5 | 702.0 | 778.6 | 798.8 | 780.3 | 791.5 | 784.9 |
| 15 | 721.1 | 709.3 | 784.0 | 803.5 | 785.5 | 796.3 | 790.3 |
| 20 | 727.3 | 716.1 | 789.2 | 808.1 | 790.4 | 800.9 | 795.5 |
| 25 | 733.1 | 722.6 | 794.2 | 812.4 | 795.1 | 805.3 | 800.4 |
| 30 | 738.6 | 728.6 | 798.9 | 816.6 | 799.6 | 809.5 | 805.1 |
| 35 | 743.8 | 734.2 | 803.3 | 820.6 | 803.8 | 813.4 | 809.5 |
| 40 | 748.5 | 739.3 | 807.5 | 824.4 | 807.8 | 817.2 | 813.6 |

| | | | | | | | |
|----|-------|-------|-------|-------|-------|-------|-------|
| 45 | 752.9 | 744.1 | 811.4 | 827.9 | 811.6 | 820.8 | 817.5 |
| 50 | 757.0 | 748.4 | 815.1 | 831.3 | 815.1 | 824.2 | 821.2 |
| 55 | 760.7 | 752.2 | 818.5 | 834.5 | 818.5 | 827.4 | 824.6 |
| 60 | 764.0 | 755.7 | 821.7 | 837.5 | 821.5 | 830.4 | 827.8 |

^aU_c(ρ)=1.7 kg m⁻³ (293.15K ≤ T≤363.15K)and 2.7 kg m⁻³ (373.15K ≤ T≤413.15K).

^aU_c(T)=0.01K.

^aU_c(P)=0.05 .

Table A 15 Teja-Rice, McAllister-3 and McAllister-4 model parameters for viscosity modeling of investigated binary mixtures.

| Model | | Model parameters | | |
|------------------------------------|----------------------------|----------------------------|---------------------------|--|
| ethyl laurate (1) + 1-propanol (2) | | | | |
| 293.15 K | | | | |
| Teja-Rice | $\psi_{12}= 2.9416$ | | | |
| McAllister-3 | $\upsilon_{12}= 9.7210$ | $\upsilon_{21}= 1.83933$ | | |
| McAllister-4 | $\upsilon_{1122}= 0.95251$ | $\upsilon_{1112}= 13.9471$ | $\upsilon_{2221}= 4.7386$ | |
| 298.15 K | | | | |
| Teja-Rice | $\psi_{12}= 2.6914$ | | | |
| McAllister-3 | $\upsilon_{12}= 7.6976$ | $\upsilon_{21}= 1.7980$ | | |
| McAllister-4 | $\upsilon_{1122}= 1.0036$ | $\upsilon_{1112}= 1.0614$ | $\upsilon_{2221}= 4.0684$ | |
| 303.15 K | | | | |
| Teja-Rice | $\psi_{12}= 2.4460$ | | | |
| McAllister-3 | $\upsilon_{12}= 6.1291$ | $\upsilon_{21}= 1.7483$ | | |
| McAllister-4 | $\upsilon_{1122}= 1.0547$ | $\upsilon_{1112}= 8.0595$ | $\upsilon_{2221}= 3.5160$ | |
| 308.15 K | | | | |
| Teja-Rice | $\psi_{12}= 2.2371$ | | | |
| McAllister-3 | $\upsilon_{12}= 4.9106$ | $\upsilon_{21}= 1.7519$ | | |
| McAllister-4 | $\upsilon_{1122}= 1.0995$ | $\upsilon_{1112}= 6.2393$ | $\upsilon_{2221}= 3.0832$ | |
| 313.15 K | | | | |
| Teja-Rice | $\psi_{12}= 2.0231$ | | | |
| McAllister-3 | $\upsilon_{12}= 3.9819$ | $\upsilon_{21}= 1.6646$ | | |
| McAllister-4 | $\upsilon_{1122}= 1.1403$ | $\upsilon_{1112}= 4.8875$ | $\upsilon_{2221}= 2.6516$ | |
| 318.15 K | | | | |
| Teja-Rice | $\psi_{12}= 1.8545$ | | | |
| McAllister-3 | $\upsilon_{12}= 3.2446$ | $\upsilon_{21}= 1.6314$ | | |
| McAllister-4 | $\upsilon_{1122}= 1.17999$ | $\upsilon_{1112}= 3.8426$ | $\upsilon_{2221}= 2.3418$ | |
| 323.15 K | | | | |
| Teja-Rice | $\psi_{12}= 1.6940$ | | | |
| McAllister-3 | $\upsilon_{12}= 2.6678$ | $\upsilon_{21}= 1.5957$ | | |
| McAllister-4 | $\upsilon_{1122}= 1.3066$ | $\upsilon_{1112}= 2.9992$ | $\upsilon_{2221}= 1.9498$ | |
| 328.15 K | | | | |
| Teja-Rice | $\psi_{12}= 1.5393$ | | | |
| McAllister-3 | $\upsilon_{12}= 2.2044$ | $\upsilon_{21}= 1.5964$ | | |
| McAllister-4 | $\upsilon_{1122}= 1.2915$ | $\upsilon_{1112}= 2.4656$ | $\upsilon_{2221}= 1.7992$ | |
| 333.15 K | | | | |
| Teja-Rice | $\psi_{12}= 1.3892$ | | | |
| McAllister-3 | $\upsilon_{12}= 1.7619$ | $\upsilon_{21}= 1.6423$ | | |
| McAllister-4 | $\upsilon_{1122}= 1.3458$ | $\upsilon_{1112}= 1.9950$ | $\upsilon_{2221}= 1.5982$ | |
| 338.15 K | | | | |
| Teja-Rice | $\psi_{12}= 1.2638$ | | | |
| McAllister-3 | $\upsilon_{12}= 1.5351$ | $\upsilon_{21}= 1.5659$ | | |
| McAllister-4 | $\upsilon_{1122}= 1.3875$ | $\upsilon_{1112}= 1.6394$ | $\upsilon_{2221}= 1.4350$ | |
| 343.15 K | | | | |
| Teja-Rice | $\psi_{12}= 1.1449$ | | | |
| McAllister-3 | $\upsilon_{12}= 1.2871$ | $\upsilon_{21}= 1.5584$ | | |
| McAllister-4 | $\upsilon_{1122}= 1.4376$ | $\upsilon_{1112}= 1.3486$ | $\upsilon_{2221}= 1.2881$ | |
| ethyl oleate (1) + 1-butanol (2) | | | | |

| | | | | |
|----------------------------------|----------------------|--------------------|--------------------|--|
| | | 293.15K | | |
| Teja-Rice | $\psi_{12}= 1.2580$ | | | |
| McAllister-3 | $v_{12}= 6.1759$ | $v_{21}= 6.2001$ | | |
| McAllister-4 | $v_{1122}= 6.0435$ | $v_{1112}= 6.4090$ | $v_{2221}= 5.1709$ | |
| | | 298.15K | | |
| Teja-Rice | $\psi_{12}= 1.1889$ | | | |
| McAllister-3 | $v_{12}= 5.4887$ | $v_{21}= 5.4914$ | | |
| McAllister-4 | $v_{1122}= 5.3265$ | $v_{1112}= 5.7080$ | $v_{2221}= 4.6031$ | |
| | | 303.15K | | |
| Teja-Rice | $\psi_{12}= 1.277$ | | | |
| McAllister-3 | $v_{12}= 4.8436$ | $v_{21}= 4.9110$ | | |
| McAllister-4 | $v_{1122}= 4.72247$ | $v_{1112}= 5.0461$ | $v_{2221}= 4.1114$ | |
| | | 308.15K | | |
| Teja-Rice | $\psi_{12}= 1.308$ | | | |
| McAllister-3 | $v_{12}= 4.3229$ | $v_{21}= 4.4273$ | | |
| McAllister-4 | $v_{1122}= 4.1745$ | $v_{1112}= 4.5340$ | $v_{2221}= 3.7301$ | |
| | | 313.15K | | |
| Teja-Rice | $\psi_{12}= 1.33709$ | | | |
| McAllister-3 | $v_{12}= 3.8387$ | $v_{21}= 4.0233$ | | |
| McAllister-4 | $v_{1122}= 3.7275$ | $v_{1112}= 4.0448$ | $v_{2221}= 3.3848$ | |
| | | 318.15K | | |
| Teja-Rice | $\psi_{12}= 1.373$ | | | |
| McAllister-3 | $v_{12}= 3.5027$ | $v_{21}= 3.6555$ | | |
| McAllister-4 | $v_{1122}= 3.3630$ | $v_{1112}= 3.7017$ | $v_{2221}= 3.0883$ | |
| | | 323.15K | | |
| Teja-Rice | $\psi_{12}= 1.41$ | | | |
| McAllister-3 | $v_{12}= 3.1768$ | $v_{21}= 3.3513$ | | |
| McAllister-4 | $v_{1122}= 3.036$ | $v_{1112}= 3.3756$ | $v_{2221}= 2.8374$ | |
| | | 328.15K | | |
| Teja-Rice | $\psi_{12}= 1.449$ | | | |
| McAllister-3 | $v_{12}= 2.8919$ | $v_{21}= 3.0926$ | | |
| McAllister-4 | $v_{1122}= 2.7670$ | $v_{1112}= 3.0855$ | $v_{2221}= 2.6110$ | |
| | | 333.15K | | |
| Teja-Rice | $\psi_{12}= 1.491$ | | | |
| McAllister-3 | $v_{12}= 2.6256$ | $v_{21}= 2.8634$ | | |
| McAllister-4 | $v_{1122}= 2.4855$ | $v_{1112}= 2.8280$ | $v_{2221}= 2.4313$ | |
| | | 338.15K | | |
| Teja-Rice | $\psi_{12}= 1.5370$ | | | |
| McAllister-3 | $v_{12}= 2.4440$ | $v_{21}= 2.6516$ | | |
| McAllister-4 | $v_{1122}= 2.2972$ | $v_{1112}= 2.6376$ | $v_{2221}= 2.2513$ | |
| | | 343.15K | | |
| Teja-Rice | $\psi_{12}= 1.5806$ | | | |
| McAllister-3 | $v_{12}= 2.2611$ | $v_{21}= 2.4655$ | | |
| McAllister-4 | $v_{1122}= 2.1120$ | $v_{1112}= 2.4480$ | $v_{2221}= 2.0990$ | |
| ethyl oleate (1) +1-propanol (2) | | | | |
| | | 293.15K | | |
| Teja-Rice | $\psi_{12}= 2.1110$ | | | |
| McAllister-3 | $v_{12}= 5.8454$ | $v_{21}= 7.7030$ | | |
| McAllister-4 | $v_{1122}= 5.5215$ | $v_{1112}= 6.653$ | $v_{2221}= 6.2659$ | |
| | | 298.15K | | |

| | | | | |
|---|----------------------------|----------------------------|----------------------------|--|
| Teja-Rice | $\psi_{12} = 2.064$ | | | |
| McAllister-3 | $\upsilon_{12} = 5.2071$ | $\upsilon_{21} = 6.7688$ | | |
| McAllister-4 | $\upsilon_{1122} = 4.8750$ | $\upsilon_{1112} = 5.9145$ | $\upsilon_{2221} = 5.5520$ | |
| | | 303.15K | | |
| Teja-Rice | $\psi_{12} = 2.0543$ | | | |
| McAllister-3 | $\upsilon_{12} = 4.6140$ | $\upsilon_{21} = 6.0250$ | | |
| McAllister-4 | $\upsilon_{1122} = 4.3215$ | $\upsilon_{1112} = 5.2475$ | $\upsilon_{2221} = 4.9522$ | |
| | | 308.15K | | |
| Teja-Rice | $\psi_{12} = 2.061$ | | | |
| McAllister-3 | $\upsilon_{12} = 4.1104$ | $\upsilon_{21} = 5.4164$ | | |
| McAllister-4 | $\upsilon_{1122} = 3.8610$ | $\upsilon_{1112} = 4.6817$ | $\upsilon_{2221} = 4.4537$ | |
| | | 313.15K | | |
| Teja-Rice | $\psi_{12} = 2.068$ | | | |
| McAllister-3 | $\upsilon_{12} = 3.6630$ | $\upsilon_{21} = 4.8985$ | | |
| McAllister-4 | $\upsilon_{1122} = 3.4264$ | $\upsilon_{1112} = 4.1891$ | $\upsilon_{2221} = 4.0556$ | |
| | | 318.15K | | |
| Teja-Rice | $\psi_{12} = 2.094$ | | | |
| McAllister-3 | $\upsilon_{12} = 3.3369$ | $\upsilon_{21} = 4.4433$ | | |
| McAllister-4 | $\upsilon_{1122} = 3.1119$ | $\upsilon_{1112} = 3.8194$ | $\upsilon_{2221} = 3.6777$ | |
| | | 323.15K | | |
| Teja-Rice | $\psi_{12} = 2.119$ | | | |
| McAllister-3 | $\upsilon_{12} = 3.0336$ | $\upsilon_{21} = 4.0548$ | | |
| McAllister-4 | $\upsilon_{1122} = 2.8093$ | $\upsilon_{1112} = 3.4863$ | $\upsilon_{2221} = 3.3736$ | |
| | | 328.15K | | |
| Teja-Rice | $\psi_{12} = 2.149$ | | | |
| McAllister-3 | $\upsilon_{12} = 2.7668$ | $\upsilon_{21} = 3.7295$ | | |
| McAllister-4 | $\upsilon_{1122} = 2.5530$ | $\upsilon_{1112} = 3.1952$ | $\upsilon_{2221} = 3.1068$ | |
| | | 333.15 K | | |
| Teja-Rice | $\psi_{12} = 2.179$ | | | |
| McAllister-3 | $\upsilon_{12} = 2.5127$ | $\upsilon_{21} = 3.4333$ | | |
| McAllister-4 | $\upsilon_{1122} = 2.3108$ | $\upsilon_{1112} = 2.9147$ | $\upsilon_{2221} = 2.8753$ | |
| | | 338.15K | | |
| Teja-Rice | $\psi_{12} = 2.228$ | | | |
| McAllister-3 | $\upsilon_{12} = 2.3412$ | $\upsilon_{21} = 3.1764$ | | |
| McAllister-4 | $\upsilon_{1122} = 2.1315$ | $\upsilon_{1112} = 2.7196$ | $\upsilon_{2221} = 2.6664$ | |
| | | 343.15K | | |
| Teja-Rice | $\psi_{12} = 2.2785$ | | | |
| McAllister-3 | $\upsilon_{12} = 2.1633$ | $\upsilon_{21} = 2.9525$ | | |
| McAllister-4 | $\upsilon_{1122} = 1.9605$ | $\upsilon_{1112} = 2.5233$ | $\upsilon_{2221} = 2.4806$ | |
| ethyl oleate (1) + <i>n</i> -hexadecane (2) | | | | |
| | | 293.15K | | |
| Teja-Rice | $\psi_{12} = 0.9412$ | | | |
| McAllister-3 | $\upsilon_{12} = 6.3160$ | $\upsilon_{21} = 5.0022$ | | |
| McAllister-4 | $\upsilon_{1122} = 5.6685$ | $\upsilon_{1112} = 6.5294$ | $\upsilon_{2221} = 4.8105$ | |
| | | 298.15K | | |
| Teja-Rice | $\psi_{12} = 0.9426$ | | | |
| McAllister-3 | $\upsilon_{12} = 5.6371$ | $\upsilon_{21} = 4.4430$ | | |
| McAllister-4 | $\upsilon_{1122} = 5.0205$ | $\upsilon_{1112} = 5.8320$ | $\upsilon_{2221} = 4.2950$ | |
| | | 303.15K | | |
| Teja-Rice | $\psi_{12} = 0.9437$ | | | |

| | | | |
|--|-----------------------|----------------------|----------------------|
| McAllister-3 | $\nu_{12}= 5.0020$ | $\nu_{21}= 3.9780$ | |
| McAllister-4 | $\nu_{1122}= 4.4955$ | $\nu_{1112}= 5.1600$ | $\nu_{2221}= 3.8340$ |
| | | 308.15K | |
| Teja-Rice | $\psi_{12}= 0.9536$ | | |
| McAllister-3 | $\nu_{12}= 4.4733$ | $\nu_{21}= 3.5998$ | |
| McAllister-4 | $\nu_{1122}= 4.02947$ | $\nu_{1112}= 4.6177$ | $\nu_{2221}=3.4743$ |
| | | 313.15K | |
| Teja-Rice | $\psi_{12}= 0.959$ | | |
| McAllister-3 | $\nu_{12}= 3.9983$ | $\nu_{21}= 3.2627$ | |
| McAllister-4 | $\nu_{1122}= 3.6090$ | $\nu_{1112}= 4.1320$ | $\nu_{2221}= 3.1641$ |
| | | 318.15K | |
| Teja-Rice | $\psi_{12}= 0.965$ | | |
| McAllister-3 | $\nu_{12}= 3.6524$ | $\nu_{21}= 2.9797$ | |
| McAllister-4 | $\nu_{1122}= 3.3048$ | $\nu_{1112}= 3.7708$ | $\nu_{2221}= 2.8810$ |
| | | 323.15K | |
| Teja-Rice | $\psi_{12}= 0.9698$ | | |
| McAllister-3 | $\nu_{12}= 3.3316$ | $\nu_{21}= 2.7290$ | |
| McAllister-4 | $\nu_{1122}= 3.0255$ | $\nu_{1112}= 3.4280$ | $\nu_{2221}= 2.6393$ |
| | | 328.15K | |
| Teja-Rice | $\psi_{12}= 0.9739$ | | |
| McAllister-3 | $\nu_{12}= 3.0440$ | $\nu_{21}= 2.5192$ | |
| McAllister-4 | $\nu_{1122}= 2.7781$ | $\nu_{1112}= 3.1366$ | $\nu_{2221}= 2.4305$ |
| | | 333.15 K | |
| Teja-Rice | $\psi_{12}= 0.975$ | | |
| McAllister-3 | $\nu_{12}= 2.7730$ | $\nu_{21}= 2.3213$ | |
| McAllister-4 | $\nu_{1122}= 2.5258$ | $\nu_{1112}= 2.8656$ | $\nu_{2221}= 2.2545$ |
| | | 338.15K | |
| Teja-Rice | $\psi_{12}= 0.9821$ | | |
| McAllister-3 | $\nu_{12}= 2.5823$ | $\nu_{21}= 2.1652$ | |
| McAllister-4 | $\nu_{1122}= 2.3631$ | $\nu_{1112}= 2.6621$ | $\nu_{2221}= 2.0935$ |
| | | | |
| Teja-Rice | $\psi_{12}= 0.9867$ | | |
| McAllister-3 | $\nu_{12}= 2.3880$ | $\nu_{21}= 2.0212$ | |
| McAllister-4 | $\nu_{1122}= 2.2050$ | $\nu_{1112}= 2.4555$ | $\nu_{2221}= 1.9485$ |
| <i>n</i> -hexadecane (1) + 1-butanol (2) | | | |
| | | 293.15 K | |
| Teja-Rice | $\psi_{12}= 0.7810$ | | |
| McAllister-3 | $\nu_{12}= 3.6067$ | $\nu_{21}= 4.2044$ | |
| McAllister-4 | $\nu_{1122}= 3.6911$ | $\nu_{1112}= 3.8457$ | $\nu_{2221}= 4.0290$ |
| | | 298.15 K | |
| Teja-Rice | $\psi_{12}= 0.7890$ | | |
| McAllister-3 | $\nu_{12}= 3.2442$ | $\nu_{21}= 3.7380$ | |
| McAllister-4 | $\nu_{1122}= 3.3333$ | $\nu_{1112}= 3.4366$ | $\nu_{2221}= 3.5570$ |
| | | 303.15K | |
| Teja-Rice | $\psi_{12}= 0.7859$ | | |
| McAllister-3 | $\nu_{12}= 2.9261$ | $\nu_{21}= 3.3056$ | |
| McAllister-4 | $\nu_{1122}= 3.027$ | $\nu_{1112}= 3.0695$ | $\nu_{2221}= 3.1184$ |
| | | 308.15 K | |
| Teja-Rice | $\psi_{12}= 0.7999$ | | |
| McAllister-3 | $\nu_{12}= 2.6483$ | $\nu_{21}= 2.9619$ | |

| | | | |
|---|----------------------|----------------------|----------------------|
| McAllister-4 | $\nu_{1122}= 2.7402$ | $\nu_{1112}= 2.7683$ | $\nu_{2221}= 2.7773$ |
| | | 313.15 K | |
| Teja-Rice | $\psi_{12}= 0.8148$ | | |
| McAllister-3 | $\nu_{12}= 2.4146$ | $\nu_{21}= 2.6740$ | |
| McAllister-4 | $\nu_{1122}= 2.5005$ | $\nu_{1112}= 2.5133$ | $\nu_{2221}= 2.4944$ |
| | | 318.15 K | |
| Teja-Rice | $\psi_{12}= 0.8388$ | | |
| McAllister-3 | $\nu_{12}= 2.1964$ | $\nu_{21}= 2.4210$ | |
| McAllister-4 | $\nu_{1122}= 2.2910$ | $\nu_{1112}= 2.2783$ | $\nu_{2221}= 2.2363$ |
| | | 323.15 K | |
| Teja-Rice | $\psi_{12}= 0.8539$ | | |
| McAllister-3 | $\nu_{12}= 2.0175$ | $\nu_{21}= 2.1995$ | |
| McAllister-4 | $\nu_{1122}= 2.1075$ | $\nu_{1112}= 2.0787$ | $\nu_{2221}= 2.0197$ |
| | | 328.15 K | |
| Teja-Rice | $\psi_{12}= 0.8710$ | | |
| McAllister-3 | $\nu_{12}= 1.8557$ | $\nu_{21}= 2.0138$ | |
| McAllister-4 | $\nu_{1122}= 1.9422$ | $\nu_{1112}= 1.9138$ | $\nu_{2221}= 1.8379$ |
| | | 333.15 K | |
| Teja-Rice | $\psi_{12}= 0.8910$ | | |
| McAllister-3 | $\nu_{12}= 1.7117$ | $\nu_{21}= 1.8503$ | |
| McAllister-4 | $\nu_{1122}= 1.7992$ | $\nu_{1112}= 1.7619$ | $\nu_{2221}= 1.6771$ |
| | | 338.15 K | |
| Teja-Rice | $\psi_{12}= 0.9120$ | | |
| McAllister-3 | $\nu_{12}= 1.5888$ | $\nu_{21}= 1.7075$ | |
| McAllister-4 | $\nu_{1122}= 1.6680$ | $\nu_{1112}= 1.6325$ | $\nu_{2221}= 1.5369$ |
| | | 343.15 K | |
| Teja-Rice | $\psi_{12}= 0.9247$ | | |
| McAllister-3 | $\nu_{12}= 1.4791$ | $\nu_{21}= 1.5803$ | |
| McAllister-4 | $\nu_{1122}= 1.5495$ | $\nu_{1112}= 1.5163$ | $\nu_{2221}= 1.4134$ |
| <i>n</i> -hexadecane (1) + 1-propanol (2) | | | |
| | | 293.15 K | |
| Teja-Rice | $\psi_{12}= 1.3731$ | | |
| McAllister-3 | $\nu_{12}= 4.8697$ | $\nu_{21}= 3.5028$ | |
| McAllister-4 | $\nu_{1122}= 3.6704$ | $\nu_{1112}= 4.3020$ | $\nu_{2221}= 3.8750$ |
| | | 298.15 K | |
| Teja-Rice | $\psi_{12}= 1.3422$ | | |
| McAllister-3 | $\nu_{12}= 3.1170$ | $\nu_{21}= 4.3123$ | |
| McAllister-4 | $\nu_{1122}= 3.2859$ | $\nu_{1112}= 3.8100$ | $\nu_{2221}= 3.4700$ |
| | | 303.15 K | |
| Teja-Rice | $\psi_{12}= 1.3245$ | | |
| McAllister-3 | $\nu_{12}= 3.8147$ | $\nu_{21}= 3.8263$ | |
| McAllister-4 | $\nu_{1122}= 2.9284$ | $\nu_{1112}= 3.1100$ | $\nu_{2221}= 3.3900$ |
| | | 308.15 K | |
| Teja-Rice | $\psi_{12}= 1.3182$ | | |
| McAllister-3 | $\nu_{12}= 2.5496$ | $\nu_{21}= 3.4165$ | |
| McAllister-4 | $\nu_{1122}= 2.6571$ | $\nu_{1112}= 2.8000$ | $\nu_{2221}= 3.0120$ |
| | | 313.15 K | |
| Teja-Rice | $\psi_{12}= 1.3130$ | | |
| McAllister-3 | $\nu_{12}= 2.2981$ | $\nu_{21}= 3.0770$ | |
| McAllister-4 | $\nu_{1122}= 2.4186$ | $\nu_{1112}= 2.5413$ | $\nu_{2221}= 2.7051$ |
| | | 318.15 K | |

| | | | | |
|--------------|----------------------------|----------------------------|----------------------------|--|
| Teja-Rice | $\psi_{12} = 1.3125$ | | | |
| McAllister-3 | $\upsilon_{12} = 2.1116$ | $\upsilon_{21} = 2.7744$ | | |
| McAllister-4 | $\upsilon_{1122} = 2.1932$ | $\upsilon_{1112} = 2.3100$ | $\upsilon_{2221} = 2.4420$ | |
| | | 323.15 K | | |
| Teja-Rice | $\psi_{12} = 1.3146$ | | | |
| McAllister-3 | $\upsilon_{12} = 1.9328$ | $\upsilon_{21} = 2.5241$ | | |
| McAllister-4 | $\upsilon_{1122} = 2.0053$ | $\upsilon_{1112} = 2.1099$ | $\upsilon_{2221} = 2.2145$ | |
| | | 328.15 K | | |
| Teja-Rice | $\psi_{12} = 1.3194$ | | | |
| McAllister-3 | $\upsilon_{12} = 1.7772$ | $\upsilon_{21} = 2.3069$ | | |
| McAllister-4 | $\upsilon_{1122} = 1.8558$ | $\upsilon_{1112} = 1.9154$ | $\upsilon_{2221} = 2.0078$ | |
| | | 333.15 K | | |
| Teja-Rice | $\psi_{12} = 1.3248$ | | | |
| McAllister-3 | $\upsilon_{12} = 1.6385$ | $\upsilon_{21} = 2.1126$ | | |
| McAllister-4 | $\upsilon_{1122} = 1.7116$ | $\upsilon_{1112} = 1.7717$ | $\upsilon_{2221} = 1.8411$ | |
| | | 338.15 K | | |
| Teja-Rice | $\psi_{12} = 1.3371$ | | | |
| McAllister-3 | $\upsilon_{12} = 1.5110$ | $\upsilon_{21} = 1.9442$ | | |
| McAllister-4 | $\upsilon_{1122} = 1.5761$ | $\upsilon_{1112} = 1.6502$ | $\upsilon_{2221} = 1.6856$ | |
| | | 343.15 K | | |
| Teja-Rice | $\psi_{12} = 1.3389$ | | | |
| McAllister-3 | $\upsilon_{12} = 1.3957$ | $\upsilon_{21} = 1.7811$ | | |
| McAllister-4 | $\upsilon_{1122} = 1.4384$ | $\upsilon_{1112} = 1.5403$ | $\upsilon_{2221} = 1.5553$ | |

Table A 16 Derived properties of 1-butanol.

| p / MPa | κ_T / GPa ⁻¹ | αp / 10 ⁻³ K ⁻¹ | cp-cv / kJ·kg ⁻¹ ·K ⁻¹ | pint / MPa | κ_T / GPa ⁻¹ | αp / 10 ⁻³ K ⁻¹ | cp-cv / kJ·kg ⁻¹ ·K ⁻¹ | pint / MPa |
|----------|--------------------------------|---|--|------------|--------------------------------|---|--|------------|
| 293.15 K | | | | | | | | |
| 0.1 | 0.9363 | 0.9220 | 0.3288 | 288.59 | 0.9684 | 0.9410 | 0.3383 | 289.62 |
| 1 | 0.9269 | 0.9164 | 0.3278 | 288.86 | 0.9583 | 0.9351 | 0.3373 | 289.94 |
| 5 | 0.8873 | 0.8929 | 0.3240 | 290.01 | 0.9161 | 0.9105 | 0.3334 | 291.35 |
| 10 | 0.8425 | 0.8662 | 0.3197 | 291.38 | 0.8684 | 0.8826 | 0.3291 | 293.02 |
| 15 | 0.8022 | 0.8420 | 0.3160 | 292.68 | 0.8257 | 0.8575 | 0.3253 | 294.63 |
| 20 | 0.7658 | 0.8200 | 0.3128 | 293.90 | 0.7872 | 0.8347 | 0.3220 | 296.15 |
| 25 | 0.7326 | 0.7999 | 0.3100 | 295.06 | 0.7522 | 0.8139 | 0.3192 | 297.61 |
| 30 | 0.7023 | 0.7814 | 0.3075 | 296.16 | 0.7203 | 0.7948 | 0.3167 | 299.00 |
| 35 | 0.6745 | 0.7644 | 0.3053 | 297.20 | 0.6911 | 0.7773 | 0.3146 | 300.32 |
| 40 | 0.6490 | 0.7487 | 0.3034 | 298.18 | 0.6643 | 0.7611 | 0.3127 | 301.59 |
| 45 | 0.6253 | 0.7340 | 0.3017 | 299.11 | 0.6396 | 0.7461 | 0.3111 | 302.79 |
| 50 | 0.6034 | 0.7204 | 0.3002 | 299.98 | 0.6167 | 0.7322 | 0.3097 | 303.94 |
| 55 | 0.5831 | 0.7077 | 0.2990 | 300.80 | 0.5955 | 0.7191 | 0.3085 | 305.04 |
| 60 | 0.5641 | 0.6958 | 0.2979 | 301.57 | 0.5758 | 0.7070 | 0.3075 | 306.08 |
| 303.15 K | | | | | | | | |
| 0.1 | 1.0020 | 0.9602 | 0.3478 | 290.40 | 1.0373 | 0.9797 | 0.3572 | 290.93 |
| 1 | 0.9912 | 0.9541 | 0.3468 | 290.78 | 1.0258 | 0.9732 | 0.3562 | 291.37 |
| 5 | 0.9461 | 0.9283 | 0.3427 | 292.44 | 0.9775 | 0.9463 | 0.3520 | 293.30 |
| 10 | 0.8954 | 0.8992 | 0.3383 | 294.44 | 0.9235 | 0.9159 | 0.3476 | 295.62 |
| 15 | 0.8501 | 0.8731 | 0.3345 | 296.35 | 0.8754 | 0.8888 | 0.3437 | 297.86 |
| 20 | 0.8093 | 0.8494 | 0.3313 | 298.19 | 0.8322 | 0.8642 | 0.3405 | 300.01 |
| 25 | 0.7724 | 0.8279 | 0.3284 | 299.95 | 0.7933 | 0.8420 | 0.3377 | 302.08 |
| 30 | 0.7388 | 0.8083 | 0.3260 | 301.64 | 0.7579 | 0.8217 | 0.3353 | 304.08 |
| 35 | 0.7082 | 0.7902 | 0.3239 | 303.26 | 0.7258 | 0.8031 | 0.3332 | 306.00 |
| 40 | 0.6801 | 0.7736 | 0.3221 | 304.81 | 0.6963 | 0.7860 | 0.3315 | 307.85 |
| 45 | 0.6543 | 0.7582 | 0.3206 | 306.30 | 0.6693 | 0.7702 | 0.3301 | 309.64 |
| 50 | 0.6304 | 0.7439 | 0.3193 | 307.74 | 0.6443 | 0.7556 | 0.3289 | 311.37 |
| 55 | 0.6082 | 0.7306 | 0.3182 | 309.11 | 0.6213 | 0.7420 | 0.3279 | 313.03 |
| 60 | 0.5877 | 0.7181 | 0.3173 | 310.43 | 0.5998 | 0.7293 | 0.3271 | 314.64 |
| 313.15K | | | | | | | | |
| 0.1 | 1.0744 | 0.9994 | 0.3666 | 291.21 | 1.1133 | 1.0195 | 0.3759 | 291.25 |
| 1 | 1.0620 | 0.9927 | 0.3655 | 291.71 | 1.1000 | 1.0124 | 0.3748 | 291.82 |
| 5 | 1.0104 | 0.9645 | 0.3613 | 293.92 | 1.0447 | 0.9828 | 0.3704 | 294.30 |
| 10 | 0.9528 | 0.9328 | 0.3567 | 296.58 | 0.9833 | 0.9498 | 0.3658 | 297.31 |
| 15 | 0.9017 | 0.9045 | 0.3528 | 299.15 | 0.9289 | 0.9204 | 0.3619 | 300.22 |
| 20 | 0.8559 | 0.8791 | 0.3496 | 301.62 | 0.8805 | 0.8940 | 0.3587 | 303.03 |
| 25 | 0.8148 | 0.8561 | 0.3468 | 304.02 | 0.8371 | 0.8702 | 0.3560 | 305.75 |
| 30 | 0.7776 | 0.8352 | 0.3445 | 306.33 | 0.7979 | 0.8487 | 0.3537 | 308.39 |
| 35 | 0.7438 | 0.8161 | 0.3425 | 308.56 | 0.7624 | 0.8290 | 0.3518 | 310.94 |
| 40 | 0.7130 | 0.7985 | 0.3409 | 310.72 | 0.7300 | 0.8109 | 0.3503 | 313.42 |
| 45 | 0.6846 | 0.7823 | 0.3396 | 312.81 | 0.7004 | 0.7943 | 0.3491 | 315.82 |
| 50 | 0.6586 | 0.7673 | 0.3385 | 314.83 | 0.6732 | 0.7790 | 0.3481 | 318.15 |
| 55 | 0.6345 | 0.7534 | 0.3376 | 316.79 | 0.6481 | 0.7648 | 0.3474 | 320.41 |
| 60 | 0.6123 | 0.7404 | 0.3369 | 318.69 | 0.6249 | 0.7515 | 0.3468 | 322.61 |
| 323.15K | | | | | | | | |
| 0.1 | 1.1541 | 1.0398 | 0.3850 | 291.04 | 1.1971 | 1.0605 | 0.3941 | 290.60 |
| 1 | 1.1399 | 1.0324 | 0.3839 | 291.68 | 1.1817 | 1.0526 | 0.3930 | 291.31 |
| 5 | 1.0806 | 1.0014 | 0.3795 | 294.46 | 1.1182 | 1.0202 | 0.3884 | 294.39 |
| 10 | 1.0150 | 0.9669 | 0.3748 | 297.83 | 1.0481 | 0.9842 | 0.3837 | 298.12 |
| 15 | 0.9572 | 0.9363 | 0.3709 | 301.09 | 0.9866 | 0.9523 | 0.3798 | 301.74 |
| 20 | 0.9059 | 0.9090 | 0.3677 | 304.24 | 0.9323 | 0.9240 | 0.3767 | 305.26 |
| 25 | 0.8601 | 0.8844 | 0.3650 | 307.30 | 0.8838 | 0.8986 | 0.3741 | 308.66 |
| 328.15K | | | | | | | | |
| 0.1 | 1.1541 | 1.0398 | 0.3850 | 291.04 | 1.1971 | 1.0605 | 0.3941 | 290.60 |
| 1 | 1.1399 | 1.0324 | 0.3839 | 291.68 | 1.1817 | 1.0526 | 0.3930 | 291.31 |
| 5 | 1.0806 | 1.0014 | 0.3795 | 294.46 | 1.1182 | 1.0202 | 0.3884 | 294.39 |
| 10 | 1.0150 | 0.9669 | 0.3748 | 297.83 | 1.0481 | 0.9842 | 0.3837 | 298.12 |
| 15 | 0.9572 | 0.9363 | 0.3709 | 301.09 | 0.9866 | 0.9523 | 0.3798 | 301.74 |
| 20 | 0.9059 | 0.9090 | 0.3677 | 304.24 | 0.9323 | 0.9240 | 0.3767 | 305.26 |
| 25 | 0.8601 | 0.8844 | 0.3650 | 307.30 | 0.8838 | 0.8986 | 0.3741 | 308.66 |

| | | | | | | | | |
|----------|--------|--------|--------|--------|--------|--------|--------|--------|
| 30 | 0.8188 | 0.8622 | 0.3629 | 310.27 | 0.8403 | 0.8757 | 0.3720 | 311.97 |
| 35 | 0.7815 | 0.8419 | 0.3611 | 313.15 | 0.8011 | 0.8549 | 0.3704 | 315.19 |
| 40 | 0.7475 | 0.8234 | 0.3597 | 315.95 | 0.7655 | 0.8359 | 0.3691 | 318.32 |
| 45 | 0.7165 | 0.8064 | 0.3586 | 318.67 | 0.7331 | 0.8185 | 0.3682 | 321.37 |
| 50 | 0.6881 | 0.7907 | 0.3578 | 321.31 | 0.7034 | 0.8024 | 0.3675 | 324.34 |
| 55 | 0.6620 | 0.7762 | 0.3572 | 323.89 | 0.6761 | 0.7876 | 0.3670 | 327.23 |
| 60 | 0.6378 | 0.7626 | 0.3568 | 326.39 | 0.6510 | 0.7738 | 0.3668 | 330.05 |
| 333.15 | | | | | | | | |
| 0.1 | 1.2422 | 1.0814 | 0.4031 | 289.93 | 1.3397 | 1.1243 | 0.4207 | 287.89 |
| 1 | 1.2257 | 1.0732 | 0.4019 | 290.70 | 1.3205 | 1.1152 | 0.4195 | 288.82 |
| 5 | 1.1575 | 1.0392 | 0.3973 | 294.09 | 1.2416 | 1.0778 | 0.4147 | 292.86 |
| 10 | 1.0826 | 1.0015 | 0.3925 | 298.21 | 1.1559 | 1.0368 | 0.4099 | 297.78 |
| 15 | 1.0172 | 0.9685 | 0.3887 | 302.20 | 1.0817 | 1.0010 | 0.4062 | 302.55 |
| 20 | 0.9595 | 0.9391 | 0.3856 | 306.08 | 1.0168 | 0.9695 | 0.4032 | 307.20 |
| 25 | 0.9083 | 0.9129 | 0.3831 | 309.85 | 0.9595 | 0.9415 | 0.4010 | 311.71 |
| 30 | 0.8624 | 0.8893 | 0.3812 | 313.51 | 0.9086 | 0.9165 | 0.3994 | 316.11 |
| 35 | 0.8212 | 0.8679 | 0.3797 | 317.08 | 0.8631 | 0.8939 | 0.3982 | 320.40 |
| 40 | 0.7839 | 0.8484 | 0.3785 | 320.55 | 0.8221 | 0.8734 | 0.3975 | 324.59 |
| 45 | 0.7500 | 0.8305 | 0.3777 | 323.93 | 0.7849 | 0.8548 | 0.3971 | 328.68 |
| 50 | 0.7190 | 0.8141 | 0.3772 | 327.23 | 0.7511 | 0.8376 | 0.3970 | 332.67 |
| 55 | 0.6906 | 0.7990 | 0.3770 | 330.45 | 0.7202 | 0.8219 | 0.3972 | 336.58 |
| 60 | 0.6644 | 0.7849 | 0.3770 | 333.60 | 0.6919 | 0.8073 | 0.3976 | 340.40 |
| 353.15 K | | | | | | | | |
| 0.1 | 1.4476 | 1.1686 | 0.4378 | 284.99 | 1.5674 | 1.2144 | 0.4545 | 281.26 |
| 1 | 1.4252 | 1.1586 | 0.4366 | 286.07 | 1.5412 | 1.2033 | 0.4532 | 282.52 |
| 5 | 1.3339 | 1.1173 | 0.4317 | 290.82 | 1.4349 | 1.1578 | 0.4482 | 288.02 |
| 10 | 1.2355 | 1.0726 | 0.4269 | 296.59 | 1.3218 | 1.1091 | 0.4436 | 294.71 |
| 15 | 1.1512 | 1.0340 | 0.4234 | 302.20 | 1.2259 | 1.0674 | 0.4403 | 301.22 |
| 20 | 1.0781 | 1.0002 | 0.4207 | 307.66 | 1.1434 | 1.0313 | 0.4381 | 307.55 |
| 25 | 1.0140 | 0.9704 | 0.4189 | 312.97 | 1.0718 | 0.9997 | 0.4367 | 313.73 |
| 30 | 0.9575 | 0.9439 | 0.4176 | 318.16 | 1.0089 | 0.9717 | 0.4360 | 319.75 |
| 35 | 0.9071 | 0.9202 | 0.4169 | 323.22 | 0.9533 | 0.9467 | 0.4359 | 325.64 |
| 40 | 0.8620 | 0.8987 | 0.4166 | 328.17 | 0.9038 | 0.9243 | 0.4362 | 331.40 |
| 45 | 0.8214 | 0.8792 | 0.4167 | 333.00 | 0.8593 | 0.9040 | 0.4369 | 337.03 |
| 50 | 0.7846 | 0.8614 | 0.4171 | 337.74 | 0.8192 | 0.8856 | 0.4380 | 342.55 |
| 55 | 0.7510 | 0.8451 | 0.4178 | 342.37 | 0.7829 | 0.8687 | 0.4394 | 347.96 |
| 60 | 0.7204 | 0.8300 | 0.4188 | 346.90 | 0.7497 | 0.8532 | 0.4410 | 353.26 |
| 373.15 K | | | | | | | | |
| 0.1 | 1.7013 | 1.2618 | 0.4705 | 276.66 | -- | -- | -- | -- |
| 1 | 1.6697 | 1.2494 | 0.4692 | 278.23 | 1.9695 | 1.3466 | 0.5001 | 267.80 |
| 5 | 1.5457 | 1.1994 | 0.4643 | 284.55 | 1.7993 | 1.2860 | 0.4959 | 275.99 |
| 10 | 1.4153 | 1.1463 | 0.4600 | 292.24 | 1.6254 | 1.2235 | 0.4929 | 285.95 |
| 15 | 1.3060 | 1.1015 | 0.4572 | 299.71 | 1.4832 | 1.1719 | 0.4917 | 295.63 |
| 20 | 1.2130 | 1.0629 | 0.4556 | 306.99 | 1.3648 | 1.1285 | 0.4919 | 305.07 |
| 25 | 1.1328 | 1.0294 | 0.4548 | 314.09 | 1.2646 | 1.0913 | 0.4932 | 314.27 |
| 30 | 1.0630 | 1.0000 | 0.4548 | 321.02 | 1.1787 | 1.0591 | 0.4951 | 323.26 |
| 35 | 1.0016 | 0.9738 | 0.4553 | 327.80 | 1.1041 | 1.0308 | 0.4978 | 332.06 |
| 40 | 0.9472 | 0.9505 | 0.4564 | 334.43 | 1.0388 | 1.0058 | 0.5009 | 340.68 |
| 45 | 0.8987 | 0.9294 | 0.4578 | 340.92 | 0.9811 | 0.9835 | 0.5044 | 349.12 |
| 50 | 0.8550 | 0.9104 | 0.4596 | 347.29 | 0.9297 | 0.9634 | 0.5083 | 357.41 |
| 55 | 0.8156 | 0.8930 | 0.4617 | 353.53 | 0.8836 | 0.9452 | 0.5125 | 365.54 |
| 60 | 0.7799 | 0.8771 | 0.4641 | 359.65 | 0.8421 | 0.9287 | 0.5169 | 373.54 |
| 413.15 | | | | | | | | |
| 0.1 | -- | -- | -- | -- | -- | -- | -- | -- |
| 1 | 2.3359 | 1.4509 | 0.5305 | 255.61 | -- | -- | -- | -- |
| 5 | 2.1005 | 1.3784 | 0.5281 | 266.11 | -- | -- | -- | -- |
| 10 | 1.8677 | 1.3058 | 0.5279 | 278.86 | -- | -- | -- | -- |

| | | | | |
|----|--------|--------|--------|--------|
| 15 | 1.6830 | 1.2475 | 0.5298 | 291.26 |
| 20 | 1.5328 | 1.1995 | 0.5333 | 303.33 |
| 25 | 1.4082 | 1.1592 | 0.5378 | 315.11 |
| 30 | 1.3030 | 1.1248 | 0.5431 | 326.63 |
| 35 | 1.2131 | 1.0949 | 0.5490 | 337.91 |
| 40 | 1.1352 | 1.0688 | 0.5554 | 348.97 |
| 45 | 1.0672 | 1.0457 | 0.5622 | 359.81 |
| 50 | 1.0072 | 1.0250 | 0.5693 | 370.46 |
| 55 | 0.9538 | 1.0064 | 0.5767 | 380.92 |
| 60 | 0.9061 | 0.9895 | 0.5844 | 391.22 |

Table A 17 Derived properties of 1-propanol.

| p / MPa | κ_T / GPa ⁻¹ | αp / 10 ⁻³ K ⁻¹ | cp-cv / kJ·kg ⁻¹ ·K ⁻¹ | pint / MPa | κ_T / GPa ⁻¹ | αp / 10 ⁻³ K ⁻¹ | cp-cv / kJ·kg ⁻¹ ·K ⁻¹ | pint / MPa |
|----------|--------------------------------|---|--|------------|--------------------------------|---|--|------------|
| 293.15 K | | | | | | | | |
| 0.1 | 0.9741 | 0.9762 | 0.3568 | 293.68 | 1.0088 | 0.9972 | 0.3675 | 294.63 |
| 1 | 0.9654 | 0.9702 | 0.3553 | 293.61 | 0.9993 | 0.9909 | 0.3659 | 294.62 |
| 5 | 0.9283 | 0.9446 | 0.3490 | 293.30 | 0.9597 | 0.9642 | 0.3594 | 294.54 |
| 10 | 0.8860 | 0.9153 | 0.3418 | 292.85 | 0.9145 | 0.9336 | 0.3520 | 294.36 |
| 15 | 0.8475 | 0.8885 | 0.3352 | 292.32 | 0.8736 | 0.9058 | 0.3453 | 294.11 |
| 20 | 0.8124 | 0.8639 | 0.3293 | 291.73 | 0.8364 | 0.8803 | 0.3393 | 293.79 |
| 25 | 0.7803 | 0.8413 | 0.3238 | 291.07 | 0.8024 | 0.8569 | 0.3337 | 293.40 |
| 30 | 0.7507 | 0.8203 | 0.3188 | 290.36 | 0.7711 | 0.8353 | 0.3287 | 292.94 |
| 35 | 0.7233 | 0.8009 | 0.3142 | 289.58 | 0.7424 | 0.8152 | 0.3240 | 292.42 |
| 40 | 0.6980 | 0.7828 | 0.3100 | 288.74 | 0.7158 | 0.7966 | 0.3197 | 291.83 |
| 45 | 0.6745 | 0.7659 | 0.3061 | 287.85 | 0.6911 | 0.7793 | 0.3158 | 291.19 |
| 50 | 0.6526 | 0.7501 | 0.3025 | 286.91 | 0.6681 | 0.7630 | 0.3122 | 290.50 |
| 55 | 0.6322 | 0.7352 | 0.2991 | 285.92 | 0.6468 | 0.7478 | 0.3088 | 289.75 |
| 60 | 0.6130 | 0.7212 | 0.2960 | 284.88 | 0.6268 | 0.7335 | 0.3057 | 288.95 |
| 303.15 K | | | | | | | | |
| 0.1 | 1.0450 | 1.0185 | 0.3781 | 295.35 | 1.0830 | 1.0401 | 0.3888 | 295.84 |
| 1 | 1.0349 | 1.0119 | 0.3765 | 295.39 | 1.0722 | 1.0331 | 0.3871 | 295.93 |
| 5 | 0.9925 | 0.9839 | 0.3698 | 295.55 | 1.0267 | 1.0040 | 0.3802 | 296.33 |
| 10 | 0.9443 | 0.9521 | 0.3622 | 295.66 | 0.9752 | 0.9708 | 0.3725 | 296.75 |
| 15 | 0.9007 | 0.9232 | 0.3554 | 295.70 | 0.9289 | 0.9407 | 0.3655 | 297.08 |
| 20 | 0.8612 | 0.8968 | 0.3492 | 295.65 | 0.8869 | 0.9134 | 0.3592 | 297.33 |
| 25 | 0.8252 | 0.8725 | 0.3436 | 295.54 | 0.8488 | 0.8883 | 0.3536 | 297.50 |
| 30 | 0.7922 | 0.8503 | 0.3385 | 295.35 | 0.8140 | 0.8653 | 0.3484 | 297.59 |
| 35 | 0.7619 | 0.8296 | 0.3338 | 295.09 | 0.7820 | 0.8441 | 0.3437 | 297.62 |
| 40 | 0.7340 | 0.8105 | 0.3296 | 294.77 | 0.7526 | 0.8245 | 0.3395 | 297.57 |
| 45 | 0.7081 | 0.7927 | 0.3256 | 294.39 | 0.7255 | 0.8062 | 0.3355 | 297.46 |
| 50 | 0.6840 | 0.7761 | 0.3220 | 293.95 | 0.7003 | 0.7892 | 0.3320 | 297.28 |
| 55 | 0.6617 | 0.7605 | 0.3187 | 293.45 | 0.6769 | 0.7733 | 0.3287 | 297.05 |
| 60 | 0.6408 | 0.7459 | 0.3156 | 292.90 | 0.6551 | 0.7584 | 0.3256 | 296.75 |
| 313.15K | | | | | | | | |
| 0.1 | 1.1228 | 1.0620 | 0.3994 | 296.09 | 1.1645 | 1.0842 | 0.4100 | 296.12 |
| 1 | 1.1112 | 1.0547 | 0.3977 | 296.24 | 1.1520 | 1.0766 | 0.4082 | 296.33 |
| 5 | 1.0624 | 1.0242 | 0.3906 | 296.90 | 1.0996 | 1.0447 | 0.4010 | 297.26 |
| 10 | 1.0074 | 0.9896 | 0.3827 | 297.64 | 1.0408 | 1.0087 | 0.3929 | 298.33 |
| 15 | 0.9580 | 0.9584 | 0.3756 | 298.28 | 0.9883 | 0.9763 | 0.3857 | 299.29 |
| 20 | 0.9135 | 0.9301 | 0.3693 | 298.83 | 0.9410 | 0.9469 | 0.3793 | 300.16 |
| 25 | 0.8731 | 0.9042 | 0.3636 | 299.30 | 0.8983 | 0.9203 | 0.3736 | 300.94 |
| 30 | 0.8364 | 0.8805 | 0.3584 | 299.69 | 0.8594 | 0.8958 | 0.3684 | 301.64 |
| 35 | 0.8027 | 0.8587 | 0.3537 | 300.00 | 0.8240 | 0.8734 | 0.3638 | 302.25 |
| 40 | 0.7718 | 0.8386 | 0.3495 | 300.24 | 0.7914 | 0.8527 | 0.3596 | 302.79 |
| 45 | 0.7433 | 0.8198 | 0.3456 | 300.40 | 0.7615 | 0.8336 | 0.3557 | 303.25 |
| 50 | 0.7169 | 0.8024 | 0.3420 | 300.51 | 0.7339 | 0.8158 | 0.3523 | 303.64 |
| 55 | 0.6924 | 0.7862 | 0.3388 | 300.54 | 0.7083 | 0.7992 | 0.3491 | 303.96 |
| 60 | 0.6697 | 0.7710 | 0.3358 | 300.52 | 0.6845 | 0.7837 | 0.3462 | 304.22 |
| 323.15K | | | | | | | | |
| 0.1 | 1.2082 | 1.1068 | 0.4205 | 295.93 | 1.2541 | 1.1298 | 0.4310 | 295.53 |
| 1 | 1.1948 | 1.0989 | 0.4187 | 296.21 | 1.2396 | 1.1214 | 0.4292 | 295.88 |
| 5 | 1.1385 | 1.0655 | 0.4113 | 297.42 | 1.1791 | 1.0866 | 0.4216 | 297.39 |
| 10 | 1.0756 | 1.0280 | 0.4031 | 298.83 | 1.1118 | 1.0475 | 0.4133 | 299.16 |
| 15 | 1.0196 | 0.9943 | 0.3958 | 300.13 | 1.0521 | 1.0125 | 0.4060 | 300.82 |
| 20 | 0.9694 | 0.9640 | 0.3894 | 301.34 | 0.9988 | 0.9812 | 0.3995 | 302.37 |
| 25 | 0.9241 | 0.9364 | 0.3837 | 302.44 | 0.9508 | 0.9527 | 0.3938 | 303.82 |
| 328.15K | | | | | | | | |
| 0.1 | 1.2082 | 1.1068 | 0.4205 | 295.93 | 1.2541 | 1.1298 | 0.4310 | 295.53 |
| 1 | 1.1948 | 1.0989 | 0.4187 | 296.21 | 1.2396 | 1.1214 | 0.4292 | 295.88 |
| 5 | 1.1385 | 1.0655 | 0.4113 | 297.42 | 1.1791 | 1.0866 | 0.4216 | 297.39 |
| 10 | 1.0756 | 1.0280 | 0.4031 | 298.83 | 1.1118 | 1.0475 | 0.4133 | 299.16 |
| 15 | 1.0196 | 0.9943 | 0.3958 | 300.13 | 1.0521 | 1.0125 | 0.4060 | 300.82 |
| 20 | 0.9694 | 0.9640 | 0.3894 | 301.34 | 0.9988 | 0.9812 | 0.3995 | 302.37 |
| 25 | 0.9241 | 0.9364 | 0.3837 | 302.44 | 0.9508 | 0.9527 | 0.3938 | 303.82 |

| | | | | | | | | |
|----------|--------|--------|--------|--------|--------|--------|--------|--------|
| 30 | 0.8831 | 0.9113 | 0.3785 | 303.46 | 0.9075 | 0.9269 | 0.3888 | 305.17 |
| 35 | 0.8458 | 0.8883 | 0.3739 | 304.39 | 0.8681 | 0.9032 | 0.3842 | 306.43 |
| 40 | 0.8116 | 0.8670 | 0.3698 | 305.23 | 0.8322 | 0.8815 | 0.3802 | 307.60 |
| 45 | 0.7802 | 0.8474 | 0.3660 | 306.00 | 0.7993 | 0.8615 | 0.3766 | 308.68 |
| 50 | 0.7513 | 0.8292 | 0.3627 | 306.69 | 0.7690 | 0.8429 | 0.3733 | 309.69 |
| 55 | 0.7245 | 0.8123 | 0.3596 | 307.31 | 0.7410 | 0.8256 | 0.3704 | 310.62 |
| 60 | 0.6997 | 0.7965 | 0.3569 | 307.86 | 0.7151 | 0.8095 | 0.3677 | 311.48 |
| 333.15 | | | | | | | | |
| 0.1 | 1.3021 | 1.1531 | 0.4415 | 294.93 | 1.4051 | 1.2008 | 0.4624 | 293.17 |
| 1 | 1.2864 | 1.1443 | 0.4396 | 295.35 | 1.3869 | 1.1913 | 0.4604 | 293.74 |
| 5 | 1.2215 | 1.1079 | 0.4319 | 297.17 | 1.3117 | 1.1515 | 0.4526 | 296.23 |
| 10 | 1.1494 | 1.0672 | 0.4235 | 299.32 | 1.2290 | 1.1074 | 0.4441 | 299.21 |
| 15 | 1.0857 | 1.0310 | 0.4162 | 301.35 | 1.1565 | 1.0686 | 0.4368 | 302.04 |
| 20 | 1.0291 | 0.9985 | 0.4098 | 303.27 | 1.0926 | 1.0340 | 0.4306 | 304.75 |
| 25 | 0.9783 | 0.9692 | 0.4041 | 305.08 | 1.0356 | 1.0029 | 0.4251 | 307.32 |
| 30 | 0.9325 | 0.9427 | 0.3991 | 306.78 | 0.9846 | 0.9749 | 0.4204 | 309.79 |
| 35 | 0.8910 | 0.9184 | 0.3947 | 308.38 | 0.9385 | 0.9494 | 0.4163 | 312.14 |
| 40 | 0.8533 | 0.8962 | 0.3908 | 309.89 | 0.8969 | 0.9262 | 0.4128 | 314.38 |
| 45 | 0.8187 | 0.8757 | 0.3873 | 311.32 | 0.8589 | 0.9049 | 0.4096 | 316.53 |
| 50 | 0.7870 | 0.8567 | 0.3842 | 312.66 | 0.8242 | 0.8852 | 0.4069 | 318.58 |
| 55 | 0.7578 | 0.8392 | 0.3814 | 313.91 | 0.7923 | 0.8671 | 0.4046 | 320.54 |
| 60 | 0.7308 | 0.8228 | 0.3789 | 315.09 | 0.7629 | 0.8502 | 0.4025 | 322.41 |
| 353.15 K | | | | | | | | |
| 0.1 | 1.5181 | 1.2502 | 0.4833 | 290.74 | 1.6418 | 1.3012 | 0.5042 | 287.73 |
| 1 | 1.4969 | 1.2397 | 0.4813 | 291.48 | 1.6170 | 1.2898 | 0.5022 | 288.66 |
| 5 | 1.4097 | 1.1964 | 0.4734 | 294.72 | 1.5158 | 1.2428 | 0.4945 | 292.74 |
| 10 | 1.3147 | 1.1488 | 0.4650 | 298.61 | 1.4065 | 1.1916 | 0.4865 | 297.65 |
| 15 | 1.2322 | 1.1072 | 0.4580 | 302.33 | 1.3127 | 1.1472 | 0.4800 | 302.38 |
| 20 | 1.1599 | 1.0705 | 0.4521 | 305.91 | 1.2311 | 1.1083 | 0.4747 | 306.94 |
| 25 | 1.0960 | 1.0377 | 0.4471 | 309.35 | 1.1595 | 1.0739 | 0.4704 | 311.34 |
| 30 | 1.0392 | 1.0083 | 0.4428 | 312.65 | 1.0962 | 1.0432 | 0.4669 | 315.59 |
| 35 | 0.9882 | 0.9817 | 0.4392 | 315.83 | 1.0398 | 1.0156 | 0.4640 | 319.70 |
| 40 | 0.9422 | 0.9575 | 0.4362 | 318.90 | 0.9891 | 0.9906 | 0.4617 | 323.68 |
| 45 | 0.9005 | 0.9354 | 0.4336 | 321.85 | 0.9434 | 0.9678 | 0.4599 | 327.53 |
| 50 | 0.8625 | 0.9151 | 0.4315 | 324.69 | 0.9020 | 0.9470 | 0.4586 | 331.26 |
| 55 | 0.8278 | 0.8964 | 0.4297 | 327.43 | 0.8642 | 0.9278 | 0.4576 | 334.88 |
| 60 | 0.7959 | 0.8791 | 0.4282 | 330.08 | 0.8296 | 0.9101 | 0.4569 | 338.39 |
| 373.15 K | | | | | | | | |
| 0.1 | -- | -- | -- | -- | -- | -- | -- | -- |
| 1 | 1.7479 | 1.3416 | 0.5236 | 285.42 | 2.0429 | 1.4511 | 0.5691 | 278.27 |
| 5 | 1.6302 | 1.2908 | 0.5163 | 290.45 | 1.8840 | 1.3926 | 0.5640 | 285.61 |
| 10 | 1.5046 | 1.2360 | 0.5091 | 296.52 | 1.7186 | 1.3311 | 0.5598 | 294.51 |
| 15 | 1.3979 | 1.1889 | 0.5034 | 302.38 | 1.5810 | 1.2794 | 0.5574 | 303.14 |
| 20 | 1.3059 | 1.1480 | 0.4991 | 308.05 | 1.4648 | 1.2352 | 0.5563 | 311.52 |
| 25 | 1.2258 | 1.1121 | 0.4957 | 313.54 | 1.3653 | 1.1969 | 0.5562 | 319.67 |
| 30 | 1.1554 | 1.0802 | 0.4931 | 318.86 | 1.2790 | 1.1634 | 0.5570 | 327.61 |
| 35 | 1.0931 | 1.0517 | 0.4913 | 324.02 | 1.2035 | 1.1337 | 0.5585 | 335.35 |
| 40 | 1.0374 | 1.0260 | 0.4900 | 329.03 | 1.1368 | 1.1072 | 0.5605 | 342.91 |
| 45 | 0.9874 | 1.0026 | 0.4893 | 333.90 | 1.0775 | 1.0833 | 0.5630 | 350.29 |
| 50 | 0.9423 | 0.9814 | 0.4889 | 338.64 | 1.0243 | 1.0617 | 0.5659 | 357.50 |
| 55 | 0.9013 | 0.9619 | 0.4890 | 343.25 | 0.9765 | 1.0421 | 0.5691 | 364.57 |
| 60 | 0.8639 | 0.9440 | 0.4893 | 347.75 | 0.9331 | 1.0241 | 0.5727 | 371.48 |
| 413.15 | | | | | | | | |
| 0.1 | -- | -- | -- | -- | -- | -- | -- | -- |
| 1 | 2.3796 | 1.5693 | 0.6217 | 271.46 | -- | -- | -- | -- |
| 5 | 2.1670 | 1.5047 | 0.6218 | 281.88 | -- | -- | -- | -- |
| 10 | 1.9514 | 1.4384 | 0.6241 | 294.55 | -- | -- | -- | -- |

| | | | | |
|----|--------|--------|--------|--------|
| 15 | 1.7765 | 1.3840 | 0.6281 | 306.87 |
| 20 | 1.6317 | 1.3383 | 0.6333 | 318.87 |
| 25 | 1.5097 | 1.2993 | 0.6394 | 330.58 |
| 30 | 1.4055 | 1.2656 | 0.6462 | 342.03 |
| 35 | 1.3154 | 1.2361 | 0.6536 | 353.23 |
| 40 | 1.2367 | 1.2099 | 0.6615 | 364.20 |
| 45 | 1.1674 | 1.1866 | 0.6697 | 374.96 |
| 50 | 1.1058 | 1.1656 | 0.6783 | 385.51 |
| 55 | 1.0506 | 1.1466 | 0.6873 | 395.88 |
| 60 | 1.0010 | 1.1293 | 0.6965 | 406.07 |

Table A 18 Derived properties of ethyle laurate.

| p / MPa | κ_T / GPa ⁻¹ | αp / 10 ⁻³ K ⁻¹ | cp-cv / kJ·kg ⁻¹ ·K ⁻¹ | pint / MPa | κ_T / GPa ⁻¹ | αp / 10 ⁻³ K ⁻¹ | cp-cv / kJ·kg ⁻¹ ·K ⁻¹ | pint / MPa |
|----------|--------------------------------|---|--|------------|--------------------------------|---|--|------------|
| 293.15 K | | | | | | | | |
| 0.1 | 0.7977 | 0.9042 | 0.3460 | 332.19 | 0.8232 | 0.9099 | 0.3469 | 329.47 |
| 1 | 0.7905 | 0.8998 | 0.3454 | 332.66 | 0.8155 | 0.9053 | 0.3463 | 329.97 |
| 5 | 0.7601 | 0.8810 | 0.3433 | 334.75 | 0.7832 | 0.8857 | 0.3441 | 332.17 |
| 10 | 0.7254 | 0.8594 | 0.3411 | 337.29 | 0.7464 | 0.8633 | 0.3417 | 334.84 |
| 15 | 0.6938 | 0.8396 | 0.3392 | 339.77 | 0.7130 | 0.8428 | 0.3397 | 337.45 |
| 20 | 0.6650 | 0.8216 | 0.3377 | 342.19 | 0.6826 | 0.8241 | 0.3381 | 339.99 |
| 25 | 0.6385 | 0.8049 | 0.3365 | 344.55 | 0.6547 | 0.8070 | 0.3368 | 342.47 |
| 30 | 0.6142 | 0.7895 | 0.3355 | 346.85 | 0.6292 | 0.7911 | 0.3358 | 344.89 |
| 35 | 0.5917 | 0.7752 | 0.3348 | 349.10 | 0.6056 | 0.7765 | 0.3350 | 347.25 |
| 40 | 0.5708 | 0.7620 | 0.3342 | 351.30 | 0.5838 | 0.7628 | 0.3344 | 349.56 |
| 45 | 0.5515 | 0.7496 | 0.3339 | 353.45 | 0.5636 | 0.7501 | 0.3340 | 351.82 |
| 50 | 0.5334 | 0.7380 | 0.3337 | 355.54 | 0.5448 | 0.7383 | 0.3338 | 354.03 |
| 55 | 0.5166 | 0.7271 | 0.3336 | 357.60 | 0.5273 | 0.7271 | 0.3337 | 356.18 |
| 60 | 0.5008 | 0.7169 | 0.3336 | 359.60 | 0.5109 | 0.7167 | 0.3337 | 358.30 |
| 303.15 K | | | | | | | | |
| 0.1 | 0.8497 | 0.9157 | 0.3476 | 326.59 | 0.8774 | 0.9215 | 0.3481 | 323.54 |
| 1 | 0.8416 | 0.9109 | 0.3470 | 327.11 | 0.8687 | 0.9165 | 0.3475 | 324.09 |
| 5 | 0.8072 | 0.8904 | 0.3446 | 329.41 | 0.8322 | 0.8952 | 0.3450 | 326.50 |
| 10 | 0.7681 | 0.8671 | 0.3421 | 332.22 | 0.7907 | 0.8710 | 0.3423 | 329.43 |
| 15 | 0.7328 | 0.8460 | 0.3400 | 334.95 | 0.7534 | 0.8491 | 0.3401 | 332.30 |
| 20 | 0.7008 | 0.8267 | 0.3383 | 337.62 | 0.7195 | 0.8291 | 0.3383 | 335.09 |
| 25 | 0.6715 | 0.8090 | 0.3369 | 340.22 | 0.6887 | 0.8109 | 0.3369 | 337.81 |
| 30 | 0.6446 | 0.7926 | 0.3358 | 342.76 | 0.6605 | 0.7941 | 0.3357 | 340.47 |
| 35 | 0.6199 | 0.7776 | 0.3350 | 345.24 | 0.6346 | 0.7786 | 0.3348 | 343.06 |
| 40 | 0.5971 | 0.7636 | 0.3344 | 347.66 | 0.6108 | 0.7643 | 0.3342 | 345.60 |
| 45 | 0.5760 | 0.7506 | 0.3340 | 350.03 | 0.5887 | 0.7510 | 0.3337 | 348.07 |
| 50 | 0.5564 | 0.7385 | 0.3337 | 352.34 | 0.5683 | 0.7386 | 0.3334 | 350.50 |
| 55 | 0.5381 | 0.7271 | 0.3336 | 354.61 | 0.5492 | 0.7270 | 0.3333 | 352.87 |
| 60 | 0.5211 | 0.7165 | 0.3336 | 356.82 | 0.5315 | 0.7161 | 0.3333 | 355.18 |
| 313.15K | | | | | | | | |
| 0.1 | 0.9064 | 0.9274 | 0.3485 | 320.33 | 0.9366 | 0.9334 | 0.3487 | 316.98 |
| 1 | 0.8971 | 0.9222 | 0.3479 | 320.91 | 0.9267 | 0.9279 | 0.3480 | 317.58 |
| 5 | 0.8582 | 0.9000 | 0.3452 | 323.42 | 0.8852 | 0.9048 | 0.3452 | 320.21 |
| 10 | 0.8142 | 0.8749 | 0.3423 | 326.50 | 0.8385 | 0.8787 | 0.3422 | 323.41 |
| 15 | 0.7746 | 0.8522 | 0.3400 | 329.49 | 0.7966 | 0.8552 | 0.3397 | 326.54 |
| 20 | 0.7389 | 0.8315 | 0.3381 | 332.40 | 0.7589 | 0.8339 | 0.3377 | 329.58 |
| 25 | 0.7065 | 0.8127 | 0.3366 | 335.25 | 0.7247 | 0.8145 | 0.3362 | 332.55 |
| 30 | 0.6768 | 0.7954 | 0.3354 | 338.02 | 0.6936 | 0.7967 | 0.3349 | 335.44 |
| 35 | 0.6497 | 0.7795 | 0.3345 | 340.74 | 0.6652 | 0.7804 | 0.3339 | 338.27 |
| 40 | 0.6247 | 0.7649 | 0.3338 | 343.38 | 0.6390 | 0.7654 | 0.3332 | 341.03 |
| 45 | 0.6017 | 0.7512 | 0.3333 | 345.97 | 0.6150 | 0.7514 | 0.3327 | 343.73 |
| 50 | 0.5804 | 0.7386 | 0.3330 | 348.50 | 0.5927 | 0.7385 | 0.3324 | 346.37 |
| 55 | 0.5606 | 0.7267 | 0.3329 | 350.98 | 0.5721 | 0.7264 | 0.3323 | 348.95 |
| 60 | 0.5421 | 0.7157 | 0.3329 | 353.40 | 0.5529 | 0.7151 | 0.3323 | 351.48 |
| 323.15K | | | | | | | | |
| 0.1 | 0.9681 | 0.9395 | 0.3487 | 313.48 | 1.0011 | 0.9456 | 0.3486 | 309.86 |
| 1 | 0.9576 | 0.9337 | 0.3480 | 314.11 | 0.9898 | 0.9396 | 0.3478 | 310.51 |
| 5 | 0.9133 | 0.9097 | 0.3450 | 316.85 | 0.9426 | 0.9145 | 0.3446 | 313.37 |
| 10 | 0.8637 | 0.8825 | 0.3418 | 320.19 | 0.8898 | 0.8863 | 0.3413 | 316.85 |
| 15 | 0.8194 | 0.8582 | 0.3393 | 323.45 | 0.8429 | 0.8611 | 0.3387 | 320.24 |
| 20 | 0.7795 | 0.8361 | 0.3372 | 326.62 | 0.8008 | 0.8384 | 0.3365 | 323.54 |
| 25 | 0.7435 | 0.8162 | 0.3356 | 329.71 | 0.7629 | 0.8178 | 0.3348 | 326.76 |
| 328.15K | | | | | | | | |
| 0.1 | 0.9681 | 0.9395 | 0.3487 | 313.48 | 1.0011 | 0.9456 | 0.3486 | 309.86 |
| 1 | 0.9576 | 0.9337 | 0.3480 | 314.11 | 0.9898 | 0.9396 | 0.3478 | 310.51 |
| 5 | 0.9133 | 0.9097 | 0.3450 | 316.85 | 0.9426 | 0.9145 | 0.3446 | 313.37 |
| 10 | 0.8637 | 0.8825 | 0.3418 | 320.19 | 0.8898 | 0.8863 | 0.3413 | 316.85 |
| 15 | 0.8194 | 0.8582 | 0.3393 | 323.45 | 0.8429 | 0.8611 | 0.3387 | 320.24 |
| 20 | 0.7795 | 0.8361 | 0.3372 | 326.62 | 0.8008 | 0.8384 | 0.3365 | 323.54 |
| 25 | 0.7435 | 0.8162 | 0.3356 | 329.71 | 0.7629 | 0.8178 | 0.3348 | 326.76 |

| | | | | | | | | |
|----------|--------|--------|--------|--------|--------|--------|--------|--------|
| 30 | 0.7108 | 0.7979 | 0.3342 | 332.73 | 0.7285 | 0.7990 | 0.3334 | 329.90 |
| 35 | 0.6810 | 0.7812 | 0.3332 | 335.68 | 0.6973 | 0.7819 | 0.3324 | 332.96 |
| 40 | 0.6537 | 0.7658 | 0.3325 | 338.55 | 0.6687 | 0.7661 | 0.3316 | 335.96 |
| 45 | 0.6285 | 0.7515 | 0.3320 | 341.36 | 0.6424 | 0.7515 | 0.3311 | 338.88 |
| 50 | 0.6054 | 0.7383 | 0.3317 | 344.11 | 0.6182 | 0.7380 | 0.3308 | 341.74 |
| 55 | 0.5839 | 0.7260 | 0.3315 | 346.80 | 0.5959 | 0.7255 | 0.3306 | 344.54 |
| 60 | 0.5639 | 0.7145 | 0.3315 | 349.43 | 0.5751 | 0.7138 | 0.3306 | 347.28 |
| 333.15 | | | | | | | | |
| 0.1 | 1.0355 | 0.9518 | 0.3483 | 306.11 | 1.1091 | 0.9644 | 0.3472 | 298.28 |
| 1 | 1.0235 | 0.9455 | 0.3474 | 306.79 | 1.0953 | 0.9576 | 0.3463 | 299.02 |
| 5 | 0.9731 | 0.9194 | 0.3441 | 309.76 | 1.0378 | 0.9292 | 0.3426 | 302.24 |
| 10 | 0.9170 | 0.8901 | 0.3407 | 313.39 | 0.9742 | 0.8976 | 0.3389 | 306.16 |
| 15 | 0.8672 | 0.8640 | 0.3379 | 316.91 | 0.9183 | 0.8696 | 0.3359 | 309.97 |
| 20 | 0.8227 | 0.8405 | 0.3356 | 320.35 | 0.8686 | 0.8446 | 0.3335 | 313.68 |
| 25 | 0.7828 | 0.8193 | 0.3339 | 323.70 | 0.8243 | 0.8222 | 0.3316 | 317.29 |
| 30 | 0.7467 | 0.8001 | 0.3325 | 326.96 | 0.7844 | 0.8019 | 0.3301 | 320.81 |
| 35 | 0.7139 | 0.7825 | 0.3314 | 330.15 | 0.7484 | 0.7835 | 0.3290 | 324.25 |
| 40 | 0.6840 | 0.7663 | 0.3306 | 333.26 | 0.7156 | 0.7666 | 0.3282 | 327.61 |
| 45 | 0.6566 | 0.7514 | 0.3301 | 336.30 | 0.6857 | 0.7511 | 0.3277 | 330.89 |
| 50 | 0.6313 | 0.7377 | 0.3297 | 339.27 | 0.6583 | 0.7368 | 0.3274 | 334.09 |
| 55 | 0.6081 | 0.7249 | 0.3296 | 342.18 | 0.6331 | 0.7236 | 0.3273 | 337.22 |
| 60 | 0.5865 | 0.7130 | 0.3296 | 345.02 | 0.6098 | 0.7114 | 0.3273 | 340.29 |
| 353.15 K | | | | | | | | |
| 0.1 | 1.1895 | 0.9774 | 0.3455 | 290.08 | 1.2772 | 0.9906 | 0.3433 | 281.57 |
| 1 | 1.1736 | 0.9699 | 0.3445 | 290.87 | 1.2589 | 0.9825 | 0.3422 | 282.43 |
| 5 | 1.1078 | 0.9391 | 0.3405 | 294.35 | 1.1836 | 0.9490 | 0.3380 | 286.19 |
| 10 | 1.0357 | 0.9050 | 0.3365 | 298.59 | 1.1017 | 0.9124 | 0.3337 | 290.77 |
| 15 | 0.9728 | 0.8751 | 0.3333 | 302.70 | 1.0308 | 0.8805 | 0.3304 | 295.21 |
| 20 | 0.9173 | 0.8486 | 0.3308 | 306.70 | 0.9688 | 0.8524 | 0.3278 | 299.53 |
| 25 | 0.8680 | 0.8249 | 0.3289 | 310.60 | 0.9141 | 0.8274 | 0.3258 | 303.73 |
| 30 | 0.8240 | 0.8036 | 0.3274 | 314.40 | 0.8654 | 0.8051 | 0.3243 | 307.83 |
| 35 | 0.7844 | 0.7843 | 0.3263 | 318.10 | 0.8219 | 0.7850 | 0.3233 | 311.82 |
| 40 | 0.7485 | 0.7667 | 0.3255 | 321.71 | 0.7827 | 0.7667 | 0.3226 | 315.71 |
| 45 | 0.7160 | 0.7506 | 0.3250 | 325.24 | 0.7473 | 0.7501 | 0.3221 | 319.51 |
| 50 | 0.6862 | 0.7358 | 0.3247 | 328.69 | 0.7150 | 0.7348 | 0.3220 | 323.23 |
| 55 | 0.6589 | 0.7222 | 0.3247 | 332.07 | 0.6855 | 0.7208 | 0.3220 | 326.86 |
| 60 | 0.6338 | 0.7096 | 0.3248 | 335.36 | 0.6584 | 0.7079 | 0.3222 | 330.41 |
| 373.15 K | | | | | | | | |
| 0.1 | 1.3729 | 1.0042 | 0.3406 | 272.85 | 1.5905 | 1.0324 | 0.3341 | 255.10 |
| 1 | 1.3517 | 0.9954 | 0.3395 | 273.78 | 1.5622 | 1.0220 | 0.3329 | 256.20 |
| 5 | 1.2653 | 0.9591 | 0.3349 | 277.85 | 1.4479 | 0.9798 | 0.3281 | 261.03 |
| 10 | 1.1722 | 0.9198 | 0.3305 | 282.81 | 1.3274 | 0.9349 | 0.3236 | 266.89 |
| 15 | 1.0923 | 0.8858 | 0.3271 | 287.61 | 1.2261 | 0.8969 | 0.3204 | 272.57 |
| 20 | 1.0230 | 0.8561 | 0.3245 | 292.28 | 1.1397 | 0.8641 | 0.3181 | 278.09 |
| 25 | 0.9623 | 0.8299 | 0.3226 | 296.82 | 1.0651 | 0.8356 | 0.3165 | 283.45 |
| 30 | 0.9087 | 0.8066 | 0.3212 | 301.24 | 1.0000 | 0.8106 | 0.3156 | 288.67 |
| 35 | 0.8609 | 0.7857 | 0.3202 | 305.55 | 0.9427 | 0.7883 | 0.3151 | 293.75 |
| 40 | 0.8181 | 0.7668 | 0.3197 | 309.76 | 0.8919 | 0.7684 | 0.3150 | 298.72 |
| 45 | 0.7795 | 0.7497 | 0.3194 | 313.86 | 0.8465 | 0.7505 | 0.3152 | 303.56 |
| 50 | 0.7446 | 0.7340 | 0.3193 | 317.87 | 0.8056 | 0.7342 | 0.3157 | 308.30 |
| 55 | 0.7127 | 0.7197 | 0.3195 | 321.79 | 0.7687 | 0.7194 | 0.3164 | 312.93 |
| 60 | 0.6836 | 0.7065 | 0.3199 | 325.63 | 0.7351 | 0.7058 | 0.3173 | 317.46 |
| 413.15 | | | | | | | | |
| 0.1 | 1.8460 | 1.0620 | 0.3269 | 237.58 | | | | |
| 1 | 1.8079 | 1.0499 | 0.3257 | 238.92 | | | | |
| 5 | 1.6567 | 1.0015 | 0.3212 | 244.76 | | | | |
| 10 | 1.5011 | 0.9513 | 0.3173 | 251.85 | | | | |

| | | | | |
|----|--------|--------|--------|--------|
| 15 | 1.3731 | 0.9097 | 0.3149 | 258.71 |
| 20 | 1.2659 | 0.8744 | 0.3136 | 265.38 |
| 25 | 1.1749 | 0.8442 | 0.3130 | 271.87 |
| 30 | 1.0965 | 0.8179 | 0.3130 | 278.18 |
| 35 | 1.0284 | 0.7949 | 0.3135 | 284.34 |
| 40 | 0.9685 | 0.7744 | 0.3144 | 290.36 |
| 45 | 0.9154 | 0.7561 | 0.3156 | 296.24 |
| 50 | 0.8681 | 0.7396 | 0.3170 | 301.99 |
| 55 | 0.8257 | 0.7247 | 0.3187 | 307.61 |
| 60 | 0.7873 | 0.7111 | 0.3205 | 313.13 |

Table A 19 Derived properties of ethyle linoleate.

| p / MPa | κ_T / GPa ⁻¹ | αp / 10 ⁻³ K ⁻¹ | cp-cv / kJ·kg ⁻¹ ·K ⁻¹ | pint / MPa | κ_T / GPa ⁻¹ | αp / 10 ⁻³ K ⁻¹ | cp-cv / kJ·kg ⁻¹ ·K ⁻¹ | pint / MPa |
|----------|--------------------------------|--|---|------------|--------------------------------|--|---|---------------|
| 293.15 K | | | | 298.15 K | | | | |
| 0.1 | 0.6848 | 0.8329 | 0.3387 | 356.44 | 0.7040 | 0.8366 | 0.3395 | 354.19 |
| 1 | 0.6804 | 0.8295 | 0.3379 | 356.38 | 0.6994 | 0.8331 | 0.3387 | 354.15 |
| 5 | 0.6616 | 0.8150 | 0.3346 | 356.11 | 0.6795 | 0.8181 | 0.3352 | 353.93 |
| 10 | 0.6395 | 0.7979 | 0.3307 | 355.73 | 0.6563 | 0.8004 | 0.3312 | 353.62 |
| 15 | 0.6190 | 0.7819 | 0.3271 | 355.31 | 0.6347 | 0.7839 | 0.3274 | 353.26 |
| 20 | 0.5998 | 0.7669 | 0.3238 | 354.84 | 0.6145 | 0.7685 | 0.3240 | 352.86 |
| 25 | 0.5818 | 0.7528 | 0.3207 | 354.34 | 0.5957 | 0.7540 | 0.3207 | 352.41 |
| 30 | 0.5649 | 0.7396 | 0.3178 | 353.79 | 0.5780 | 0.7404 | 0.3178 | 351.92 |
| 35 | 0.5490 | 0.7270 | 0.3151 | 353.20 | 0.5614 | 0.7275 | 0.3150 | 351.39 |
| 40 | 0.5340 | 0.7152 | 0.3126 | 352.58 | 0.5457 | 0.7153 | 0.3124 | 350.82 |
| 45 | 0.5199 | 0.7039 | 0.3103 | 351.91 | 0.5310 | 0.7038 | 0.3100 | 350.21 |
| 50 | 0.5065 | 0.6933 | 0.3081 | 351.22 | 0.5170 | 0.6929 | 0.3078 | 349.56 |
| 55 | 0.4939 | 0.6831 | 0.3061 | 350.49 | 0.5039 | 0.6825 | 0.3057 | 348.88 |
| 60 | 0.4818 | 0.6734 | 0.3042 | 349.72 | 0.4914 | 0.6727 | 0.3037 | 348.17 |
| 303.15 K | | | | 308.15 K | | | | |
| 0.1 | 0.7240 | 0.8404 | 0.3401 | 351.79 | 0.7447 | 0.8442 | 0.3407 | 349.23 |
| 1 | 0.7191 | 0.8368 | 0.3393 | 351.76 | 0.7395 | 0.8405 | 0.3398 | 349.21 |
| 5 | 0.6981 | 0.8212 | 0.3357 | 351.59 | 0.7174 | 0.8243 | 0.3360 | 349.10 |
| 10 | 0.6736 | 0.8030 | 0.3314 | 351.35 | 0.6915 | 0.8055 | 0.3316 | 348.93 |
| 15 | 0.6509 | 0.7859 | 0.3276 | 351.05 | 0.6676 | 0.7879 | 0.3276 | 348.70 |
| 20 | 0.6297 | 0.7700 | 0.3240 | 350.71 | 0.6453 | 0.7715 | 0.3238 | 348.42 |
| 25 | 0.6099 | 0.7551 | 0.3206 | 350.32 | 0.6246 | 0.7562 | 0.3204 | 348.09 |
| 30 | 0.5914 | 0.7411 | 0.3176 | 349.89 | 0.6052 | 0.7418 | 0.3172 | 347.72 |
| 35 | 0.5740 | 0.7279 | 0.3147 | 349.42 | 0.5870 | 0.7283 | 0.3143 | 347.30 |
| 40 | 0.5577 | 0.7154 | 0.3120 | 348.90 | 0.5699 | 0.7155 | 0.3115 | 346.84 |
| 45 | 0.5423 | 0.7037 | 0.3096 | 348.34 | 0.5539 | 0.7034 | 0.3090 | 346.34 |
| 50 | 0.5278 | 0.6925 | 0.3072 | 347.75 | 0.5388 | 0.6920 | 0.3066 | 345.79 |
| 55 | 0.5141 | 0.6819 | 0.3051 | 347.12 | 0.5245 | 0.6812 | 0.3044 | 345.21 |
| 60 | 0.5011 | 0.6718 | 0.3031 | 346.45 | 0.5110 | 0.6709 | 0.3023 | 344.59 |
| 313.15K | | | | 318.15K | | | | |
| 0.1 | 0.7662 | 0.8481 | 0.3410 | 346.53 | 0.7884 | 0.8520 | 0.3412 | 343.69 |
| 1 | 0.7607 | 0.8442 | 0.3401 | 346.52 | 0.7826 | 0.8479 | 0.3402 | 343.69 |
| 5 | 0.7373 | 0.8275 | 0.3361 | 346.47 | 0.7578 | 0.8306 | 0.3362 | 343.70 |
| 10 | 0.7100 | 0.8080 | 0.3316 | 346.36 | 0.7291 | 0.8105 | 0.3314 | 343.66 |
| 15 | 0.6848 | 0.7899 | 0.3274 | 346.20 | 0.7025 | 0.7918 | 0.3271 | 343.57 |
| 20 | 0.6614 | 0.7730 | 0.3236 | 345.98 | 0.6779 | 0.7744 | 0.3231 | 343.42 |
| 25 | 0.6396 | 0.7572 | 0.3200 | 345.72 | 0.6551 | 0.7582 | 0.3195 | 343.21 |
| 30 | 0.6193 | 0.7424 | 0.3167 | 345.40 | 0.6338 | 0.7430 | 0.3161 | 342.96 |
| 35 | 0.6003 | 0.7285 | 0.3137 | 345.04 | 0.6139 | 0.7288 | 0.3129 | 342.66 |
| 40 | 0.5825 | 0.7155 | 0.3108 | 344.64 | 0.5953 | 0.7154 | 0.3100 | 342.31 |
| 45 | 0.5658 | 0.7031 | 0.3082 | 344.19 | 0.5779 | 0.7028 | 0.3073 | 341.92 |
| 50 | 0.5500 | 0.6915 | 0.3058 | 343.70 | 0.5615 | 0.6909 | 0.3048 | 341.48 |
| 55 | 0.5351 | 0.6804 | 0.3035 | 343.17 | 0.5460 | 0.6796 | 0.3025 | 341.01 |
| 60 | 0.5211 | 0.6700 | 0.3014 | 342.60 | 0.5314 | 0.6689 | 0.3004 | 340.49 |
| 323.15K | | | | 328.15K | | | | |
| 0.1 | 0.8115 | 0.8559 | 0.3413 | 340.72 | 0.8355 | 0.8599 | 0.3412 | 337.63 |
| 1 | 0.8054 | 0.8517 | 0.3403 | 340.74 | 0.8289 | 0.8555 | 0.3402 | 337.67 |
| 5 | 0.7791 | 0.8338 | 0.3360 | 340.81 | 0.8012 | 0.8370 | 0.3358 | 337.80 |
| 10 | 0.7488 | 0.8130 | 0.3311 | 340.84 | 0.7691 | 0.8154 | 0.3307 | 337.90 |
| 15 | 0.7208 | 0.7937 | 0.3267 | 340.81 | 0.7397 | 0.7956 | 0.3261 | 337.95 |
| 20 | 0.6950 | 0.7758 | 0.3226 | 340.73 | 0.7125 | 0.7771 | 0.3219 | 337.93 |
| 25 | 0.6710 | 0.7591 | 0.3188 | 340.59 | 0.6873 | 0.7600 | 0.3180 | 337.86 |

| | | | | | | | | |
|----------|--------|--------|--------|----------|--------|--------|--------|--------|
| 30 | 0.6487 | 0.7435 | 0.3153 | 340.40 | 0.6639 | 0.7440 | 0.3144 | 337.73 |
| 35 | 0.6279 | 0.7290 | 0.3121 | 340.16 | 0.6422 | 0.7291 | 0.3111 | 337.56 |
| 40 | 0.6085 | 0.7153 | 0.3091 | 339.87 | 0.6219 | 0.7151 | 0.3081 | 337.33 |
| 45 | 0.5902 | 0.7024 | 0.3064 | 339.54 | 0.6029 | 0.7019 | 0.3052 | 337.05 |
| 50 | 0.5732 | 0.6902 | 0.3038 | 339.15 | 0.5851 | 0.6895 | 0.3026 | 336.72 |
| 55 | 0.5571 | 0.6787 | 0.3014 | 338.73 | 0.5683 | 0.6778 | 0.3002 | 336.35 |
| 60 | 0.5419 | 0.6679 | 0.2992 | 338.26 | 0.5526 | 0.6667 | 0.2979 | 335.93 |
| 333.15K | | | | 343.15K | | | | |
| 0.1 | 0.8603 | 0.8639 | 0.3410 | 334.43 | 0.9127 | 0.8720 | 0.3402 | 327.73 |
| 1 | 0.8534 | 0.8593 | 0.3399 | 334.48 | 0.9049 | 0.8671 | 0.3391 | 327.81 |
| 5 | 0.8240 | 0.8401 | 0.3354 | 334.68 | 0.8720 | 0.8465 | 0.3342 | 328.14 |
| 10 | 0.7901 | 0.8179 | 0.3302 | 334.86 | 0.8341 | 0.8228 | 0.3287 | 328.49 |
| 15 | 0.7591 | 0.7974 | 0.3254 | 334.98 | 0.7996 | 0.8010 | 0.3237 | 328.77 |
| 20 | 0.7305 | 0.7785 | 0.3210 | 335.03 | 0.7680 | 0.7810 | 0.3191 | 328.97 |
| 25 | 0.7040 | 0.7609 | 0.3171 | 335.03 | 0.7389 | 0.7625 | 0.3149 | 329.12 |
| 30 | 0.6796 | 0.7445 | 0.3134 | 334.97 | 0.7120 | 0.7453 | 0.3111 | 329.20 |
| 35 | 0.6568 | 0.7292 | 0.3100 | 334.86 | 0.6871 | 0.7293 | 0.3076 | 329.22 |
| 40 | 0.6356 | 0.7149 | 0.3069 | 334.69 | 0.6639 | 0.7143 | 0.3043 | 329.18 |
| 45 | 0.6158 | 0.7014 | 0.3040 | 334.47 | 0.6424 | 0.7003 | 0.3013 | 329.09 |
| 50 | 0.5972 | 0.6888 | 0.3014 | 334.20 | 0.6223 | 0.6872 | 0.2986 | 328.95 |
| 55 | 0.5798 | 0.6768 | 0.2989 | 333.89 | 0.6034 | 0.6748 | 0.2961 | 328.75 |
| 60 | 0.5635 | 0.6656 | 0.2966 | 333.52 | 0.5857 | 0.6632 | 0.2937 | 328.50 |
| 353.15 K | | | | 363.15 K | | | | |
| 0.1 | 0.9690 | 0.8802 | 0.3390 | 320.69 | 1.0294 | 0.8886 | 0.3374 | 313.37 |
| 1 | 0.9602 | 0.8750 | 0.3378 | 320.80 | 1.0195 | 0.8830 | 0.3361 | 313.53 |
| 5 | 0.9232 | 0.8530 | 0.3327 | 321.28 | 0.9779 | 0.8595 | 0.3307 | 314.18 |
| 10 | 0.8809 | 0.8277 | 0.3268 | 321.81 | 0.9306 | 0.8326 | 0.3246 | 314.91 |
| 15 | 0.8425 | 0.8046 | 0.3215 | 322.26 | 0.8879 | 0.8082 | 0.3191 | 315.55 |
| 20 | 0.8075 | 0.7835 | 0.3168 | 322.64 | 0.8491 | 0.7859 | 0.3142 | 316.12 |
| 25 | 0.7754 | 0.7640 | 0.3124 | 322.94 | 0.8138 | 0.7655 | 0.3097 | 316.61 |
| 30 | 0.7459 | 0.7460 | 0.3084 | 323.18 | 0.7814 | 0.7466 | 0.3056 | 317.02 |
| 35 | 0.7187 | 0.7292 | 0.3048 | 323.35 | 0.7516 | 0.7292 | 0.3019 | 317.36 |
| 40 | 0.6934 | 0.7137 | 0.3015 | 323.46 | 0.7241 | 0.7131 | 0.2985 | 317.64 |
| 45 | 0.6700 | 0.6991 | 0.2984 | 323.51 | 0.6986 | 0.6980 | 0.2954 | 317.85 |
| 50 | 0.6482 | 0.6855 | 0.2956 | 323.50 | 0.6749 | 0.6840 | 0.2926 | 318.00 |
| 55 | 0.6278 | 0.6728 | 0.2931 | 323.44 | 0.6529 | 0.6708 | 0.2900 | 318.09 |
| 60 | 0.6087 | 0.6607 | 0.2907 | 323.32 | 0.6324 | 0.6584 | 0.2876 | 318.12 |
| 373.15 K | | | | 393.15 K | | | | |
| 0.1 | 1.0941 | 0.8971 | 0.8886 | 305.86 | 1.2372 | 0.9147 | 0.8971 | 290.58 |
| 1 | 1.0830 | 0.8912 | 0.8830 | 306.06 | 1.2230 | 0.9080 | 0.8912 | 290.89 |
| 5 | 1.0361 | 0.8661 | 0.8595 | 306.91 | 1.1636 | 0.8796 | 0.8661 | 292.22 |
| 10 | 0.9832 | 0.8376 | 0.8326 | 307.87 | 1.0973 | 0.8479 | 0.8376 | 293.77 |
| 15 | 0.9357 | 0.8118 | 0.8082 | 308.74 | 1.0386 | 0.8195 | 0.8118 | 295.21 |
| 20 | 0.8928 | 0.7884 | 0.7859 | 309.52 | 0.9861 | 0.7940 | 0.7884 | 296.55 |
| 25 | 0.8538 | 0.7670 | 0.7655 | 310.22 | 0.9389 | 0.7708 | 0.7670 | 297.78 |
| 30 | 0.8183 | 0.7474 | 0.7466 | 310.84 | 0.8962 | 0.7498 | 0.7474 | 298.93 |
| 35 | 0.7857 | 0.7293 | 0.7292 | 311.38 | 0.8574 | 0.7305 | 0.7293 | 299.98 |
| 40 | 0.7557 | 0.7126 | 0.7131 | 311.85 | 0.8220 | 0.7129 | 0.7126 | 300.95 |
| 45 | 0.7281 | 0.6971 | 0.6980 | 312.25 | 0.7895 | 0.6965 | 0.6971 | 301.83 |
| 50 | 0.7025 | 0.6826 | 0.6840 | 312.58 | 0.7597 | 0.6814 | 0.6826 | 302.64 |
| 55 | 0.6787 | 0.6691 | 0.6708 | 312.85 | 0.7321 | 0.6673 | 0.6691 | 303.37 |
| 60 | 0.6566 | 0.6564 | 0.6584 | 313.05 | 0.7066 | 0.6542 | 0.6564 | 304.04 |
| 413.15 | | | | | | | | |
| 0.1 | 1.3987 | 0.9330 | 0.9147 | 275.49 | | | | |
| 1 | 1.3805 | 0.9254 | 0.9080 | 275.96 | | | | |
| 5 | 1.3053 | 0.8940 | 0.8796 | 277.96 | | | | |
| 10 | 1.2227 | 0.8592 | 0.8479 | 280.35 | | | | |

| | | | | |
|----|--------|--------|--------|--------|
| 15 | 1.1503 | 0.8286 | 0.8195 | 282.59 |
| 20 | 1.0864 | 0.8013 | 0.7940 | 284.72 |
| 25 | 1.0295 | 0.7768 | 0.7708 | 286.72 |
| 30 | 0.9786 | 0.7547 | 0.7498 | 288.62 |
| 35 | 0.9327 | 0.7346 | 0.7305 | 290.41 |
| 40 | 0.8911 | 0.7163 | 0.7129 | 292.10 |
| 45 | 0.8533 | 0.6995 | 0.6965 | 293.70 |
| 50 | 0.8187 | 0.6840 | 0.6814 | 295.20 |
| 55 | 0.7869 | 0.6697 | 0.6673 | 296.62 |
| 60 | 0.7576 | 0.6564 | 0.6542 | 297.96 |

Table A 20 Derived properties of the ethyl myristate.

| p / MPa | $\kappa_T / \text{GPa}^{-1}$ | $\alpha p / 10^{-3} \text{K}^{-1}$ | $cp-cv / \text{kJ}\cdot\text{kg}^{-1}\cdot\text{K}^{-1}$ | pint / MPa | $\kappa_T / \text{GPa}^{-1}$ | $\alpha p / 10^{-3} \text{K}^{-1}$ | $cp-cv / \text{kJ}\cdot\text{kg}^{-1}\cdot\text{K}^{-1}$ | pint / MPa |
|----------|------------------------------|------------------------------------|--|------------|------------------------------|------------------------------------|--|------------|
| | 293.15 K | | | | 298.15 K | | | |
| 0.1 | 0.7417 | 0.8753 | 0.3518 | 345.85 | 0.7636 | 0.8799 | 0.3528 | 343.46 |
| 1 | 0.7365 | 0.8715 | 0.3510 | 345.88 | 0.7581 | 0.8760 | 0.3519 | 343.50 |
| 5 | 0.7142 | 0.8551 | 0.3474 | 345.98 | 0.7345 | 0.8589 | 0.3482 | 343.67 |
| 10 | 0.6882 | 0.8359 | 0.3433 | 346.06 | 0.7070 | 0.8390 | 0.3439 | 343.82 |
| 15 | 0.6641 | 0.8180 | 0.3396 | 346.08 | 0.6816 | 0.8206 | 0.3400 | 343.91 |
| 20 | 0.6418 | 0.8014 | 0.3362 | 346.06 | 0.6581 | 0.8034 | 0.3365 | 343.96 |
| 25 | 0.6209 | 0.7858 | 0.3330 | 345.98 | 0.6362 | 0.7873 | 0.3332 | 343.96 |
| 30 | 0.6015 | 0.7712 | 0.3301 | 345.87 | 0.6158 | 0.7723 | 0.3302 | 343.91 |
| 35 | 0.5833 | 0.7575 | 0.3274 | 345.71 | 0.5968 | 0.7582 | 0.3274 | 343.81 |
| 40 | 0.5662 | 0.7445 | 0.3250 | 345.50 | 0.5789 | 0.7449 | 0.3248 | 343.67 |
| 45 | 0.5501 | 0.7323 | 0.3227 | 345.26 | 0.5621 | 0.7324 | 0.3224 | 343.48 |
| 50 | 0.5349 | 0.7208 | 0.3206 | 344.97 | 0.5463 | 0.7206 | 0.3203 | 343.26 |
| 55 | - | - | - | - | - | - | - | - |
| 60 | - | - | - | - | - | - | - | - |
| 303.15 K | | | | 308.15 K | | | | |
| 0.1 | 0.7864 | 0.8846 | 0.3536 | 340.91 | 0.8100 | 0.8893 | 0.3542 | 338.20 |
| 1 | 0.7805 | 0.8804 | 0.3527 | 340.96 | 0.8038 | 0.8850 | 0.3532 | 338.27 |
| 5 | 0.7555 | 0.8627 | 0.3488 | 341.19 | 0.7773 | 0.8666 | 0.3492 | 338.55 |
| 10 | 0.7265 | 0.8422 | 0.3443 | 341.41 | 0.7466 | 0.8453 | 0.3445 | 338.86 |
| 15 | 0.6997 | 0.8231 | 0.3403 | 341.58 | 0.7184 | 0.8255 | 0.3403 | 339.10 |
| 20 | 0.6750 | 0.8053 | 0.3365 | 341.70 | 0.6923 | 0.8072 | 0.3364 | 339.29 |
| 25 | 0.6520 | 0.7888 | 0.3331 | 341.77 | 0.6682 | 0.7902 | 0.3329 | 339.42 |
| 30 | 0.6306 | 0.7733 | 0.3300 | 341.78 | 0.6457 | 0.7743 | 0.3297 | 339.50 |
| 35 | 0.6106 | 0.7589 | 0.3271 | 341.75 | 0.6248 | 0.7594 | 0.3267 | 339.53 |
| 40 | 0.5919 | 0.7452 | 0.3245 | 341.67 | 0.6053 | 0.7455 | 0.3239 | 339.51 |
| 45 | 0.5744 | 0.7324 | 0.3220 | 341.54 | 0.5870 | 0.7323 | 0.3214 | 339.45 |
| 50 | 0.5579 | 0.7203 | 0.3198 | 341.37 | 0.5698 | 0.7200 | 0.3191 | 339.34 |
| 55 | 0.5424 | 0.7089 | 0.3177 | 341.16 | 0.5537 | 0.7083 | 0.3169 | 339.18 |
| 60 | 0.5278 | 0.6980 | 0.3157 | 340.91 | 0.5385 | 0.6972 | 0.3150 | 338.99 |
| 313.15 K | | | | 318.15 K | | | | |
| 0.1 | 0.8346 | 0.8940 | 0.3546 | 335.33 | 0.8602 | 0.8988 | 0.3549 | 332.33 |
| 1 | 0.8280 | 0.8895 | 0.3536 | 335.42 | 0.8532 | 0.8941 | 0.3539 | 332.43 |
| 5 | 0.7999 | 0.8705 | 0.3494 | 335.77 | 0.8234 | 0.8743 | 0.3495 | 332.85 |
| 10 | 0.7675 | 0.8484 | 0.3446 | 336.15 | 0.7891 | 0.8515 | 0.3444 | 333.31 |
| 15 | 0.7377 | 0.8280 | 0.3402 | 336.47 | 0.7576 | 0.8304 | 0.3399 | 333.70 |
| 20 | 0.7103 | 0.8091 | 0.3362 | 336.73 | 0.7287 | 0.8109 | 0.3357 | 334.03 |
| 25 | 0.6849 | 0.7916 | 0.3325 | 336.93 | 0.7020 | 0.7928 | 0.3319 | 334.30 |
| 30 | 0.6613 | 0.7752 | 0.3291 | 337.08 | 0.6773 | 0.7760 | 0.3285 | 334.52 |
| 35 | 0.6394 | 0.7599 | 0.3261 | 337.17 | 0.6544 | 0.7604 | 0.3253 | 334.68 |
| 40 | 0.6190 | 0.7456 | 0.3232 | 337.22 | 0.6330 | 0.7457 | 0.3224 | 334.79 |
| 45 | 0.5999 | 0.7322 | 0.3206 | 337.21 | 0.6131 | 0.7320 | 0.3197 | 334.84 |
| 50 | 0.5820 | 0.7195 | 0.3183 | 337.16 | 0.5944 | 0.7190 | 0.3173 | 334.85 |
| 55 | 0.5652 | 0.7076 | 0.3160 | 337.06 | 0.5769 | 0.7068 | 0.3150 | 334.81 |
| 60 | 0.5494 | 0.6963 | 0.3140 | 336.92 | 0.5604 | 0.6953 | 0.3129 | 334.72 |
| 323.15K | | | | 328.15 K | | | | |
| 0.1 | 0.8868 | 0.9036 | 0.3551 | 329.19 | 0.9144 | 0.9085 | 0.3551 | 325.93 |
| 1 | 0.8793 | 0.8988 | 0.3540 | 329.31 | 0.9065 | 0.9035 | 0.3539 | 326.06 |
| 5 | 0.8477 | 0.8782 | 0.3494 | 329.79 | 0.8729 | 0.8821 | 0.3491 | 326.61 |
| 10 | 0.8114 | 0.8545 | 0.3442 | 330.33 | 0.8345 | 0.8576 | 0.3437 | 327.23 |
| 15 | 0.7782 | 0.8327 | 0.3394 | 330.80 | 0.7994 | 0.8351 | 0.3388 | 327.78 |
| 20 | 0.7477 | 0.8127 | 0.3351 | 331.21 | 0.7673 | 0.8144 | 0.3344 | 328.27 |

| | | | | | | | | |
|----------|--------|--------|--------|--------|--------|--------|--------|--------|
| 25 | 0.7197 | 0.7941 | 0.3312 | 331.55 | 0.7378 | 0.7952 | 0.3303 | 328.68 |
| 30 | 0.6938 | 0.7768 | 0.3276 | 331.84 | 0.7106 | 0.7775 | 0.3267 | 329.04 |
| 35 | 0.6697 | 0.7607 | 0.3244 | 332.06 | 0.6854 | 0.7610 | 0.3233 | 329.33 |
| 40 | 0.6474 | 0.7457 | 0.3214 | 332.23 | 0.6621 | 0.7456 | 0.3203 | 329.57 |
| 45 | 0.6266 | 0.7316 | 0.3187 | 332.35 | 0.6403 | 0.7313 | 0.3174 | 329.75 |
| 50 | 0.6071 | 0.7184 | 0.3161 | 332.42 | 0.6200 | 0.7178 | 0.3149 | 329.87 |
| 55 | 0.5889 | 0.7060 | 0.3138 | 332.43 | 0.6010 | 0.7051 | 0.3125 | 329.95 |
| 60 | 0.5717 | 0.6943 | 0.3117 | 332.40 | 0.5832 | 0.6931 | 0.3103 | 329.97 |
| 333.15 K | | | | | | | | |
| 0.1 | 0.9432 | 0.9134 | 0.3549 | 322.55 | 1.0041 | 0.9234 | 0.3541 | 315.47 |
| 1 | 0.9347 | 0.9082 | 0.3537 | 322.69 | 0.9946 | 0.9178 | 0.3528 | 315.65 |
| 5 | 0.8991 | 0.8861 | 0.3487 | 323.32 | 0.9543 | 0.8939 | 0.3475 | 316.42 |
| 10 | 0.8584 | 0.8606 | 0.3431 | 324.03 | 0.9086 | 0.8667 | 0.3415 | 317.31 |
| 15 | 0.8213 | 0.8374 | 0.3381 | 324.66 | 0.8672 | 0.8419 | 0.3361 | 318.12 |
| 20 | 0.7875 | 0.8160 | 0.3335 | 325.22 | 0.8296 | 0.8192 | 0.3313 | 318.84 |
| 25 | 0.7565 | 0.7964 | 0.3293 | 325.71 | 0.7953 | 0.7984 | 0.3269 | 319.49 |
| 30 | 0.7279 | 0.7782 | 0.3256 | 326.14 | 0.7639 | 0.7793 | 0.3230 | 320.07 |
| 35 | 0.7016 | 0.7613 | 0.3221 | 326.50 | 0.7349 | 0.7615 | 0.3194 | 320.58 |
| 40 | 0.6771 | 0.7455 | 0.3190 | 326.80 | 0.7082 | 0.7451 | 0.3161 | 321.02 |
| 45 | 0.6544 | 0.7308 | 0.3161 | 327.05 | 0.6834 | 0.7298 | 0.3131 | 321.40 |
| 50 | 0.6332 | 0.7170 | 0.3135 | 327.24 | 0.6604 | 0.7154 | 0.3104 | 321.72 |
| 55 | 0.6135 | 0.7041 | 0.3111 | 327.37 | 0.6390 | 0.7020 | 0.3079 | 321.99 |
| 60 | 0.5950 | 0.6919 | 0.3089 | 327.45 | 0.6190 | 0.6894 | 0.3057 | 322.19 |
| 353.15 K | | | | | | | | |
| 0.1 | 1.0700 | 0.9336 | 0.3528 | 308.03 | 1.1412 | 0.9440 | 0.3511 | 300.30 |
| 1 | 1.0592 | 0.9275 | 0.3515 | 308.25 | 1.1289 | 0.9375 | 0.3497 | 300.56 |
| 5 | 1.0137 | 0.9018 | 0.3458 | 309.19 | 1.0774 | 0.9098 | 0.3436 | 301.68 |
| 10 | 0.9623 | 0.8727 | 0.3394 | 310.27 | 1.0195 | 0.8787 | 0.3369 | 302.99 |
| 15 | 0.9160 | 0.8463 | 0.3338 | 311.26 | 0.9678 | 0.8506 | 0.3310 | 304.19 |
| 20 | 0.8742 | 0.8223 | 0.3287 | 312.17 | 0.9213 | 0.8253 | 0.3257 | 305.30 |
| 25 | 0.8363 | 0.8004 | 0.3241 | 312.99 | 0.8793 | 0.8022 | 0.3210 | 306.31 |
| 30 | 0.8016 | 0.7802 | 0.3200 | 313.74 | 0.8411 | 0.7811 | 0.3168 | 307.24 |
| 35 | 0.7698 | 0.7617 | 0.3163 | 314.41 | 0.8063 | 0.7617 | 0.3130 | 308.09 |
| 40 | 0.7406 | 0.7445 | 0.3129 | 315.00 | 0.7743 | 0.7439 | 0.3095 | 308.87 |
| 45 | 0.7136 | 0.7286 | 0.3099 | 315.53 | 0.7449 | 0.7273 | 0.3065 | 309.56 |
| 50 | 0.6886 | 0.7137 | 0.3071 | 316.00 | 0.7178 | 0.7120 | 0.3036 | 310.19 |
| 55 | 0.6654 | 0.6998 | 0.3046 | 316.40 | 0.6927 | 0.6977 | 0.3011 | 310.75 |
| 60 | 0.6438 | 0.6868 | 0.3022 | 316.74 | 0.6694 | 0.6843 | 0.2988 | 311.24 |
| 373.15 K | | | | | | | | |
| 0.1 | 1.2180 | 0.9547 | 0.3491 | 292.37 | 1.3896 | 0.9766 | 0.3439 | 276.19 |
| 1 | 1.2040 | 0.9476 | 0.3474 | 292.67 | 1.3714 | 0.9684 | 0.3422 | 276.62 |
| 5 | 1.1456 | 0.9179 | 0.3411 | 294.00 | 1.2961 | 0.9345 | 0.3354 | 278.47 |
| 10 | 1.0804 | 0.8847 | 0.3341 | 295.55 | 1.2134 | 0.8970 | 0.3281 | 280.65 |
| 15 | 1.0225 | 0.8550 | 0.3280 | 297.00 | 1.1410 | 0.8640 | 0.3218 | 282.70 |
| 20 | 0.9708 | 0.8282 | 0.3225 | 298.33 | 1.0772 | 0.8347 | 0.3163 | 284.62 |
| 25 | 0.9244 | 0.8040 | 0.3177 | 299.57 | 1.0205 | 0.8083 | 0.3115 | 286.43 |
| 30 | 0.8823 | 0.7820 | 0.3134 | 300.72 | 0.9697 | 0.7846 | 0.3073 | 288.12 |
| 35 | 0.8441 | 0.7619 | 0.3096 | 301.78 | 0.9239 | 0.7631 | 0.3036 | 289.71 |
| 40 | 0.8093 | 0.7433 | 0.3061 | 302.75 | 0.8825 | 0.7435 | 0.3003 | 291.21 |
| 45 | 0.7773 | 0.7263 | 0.3031 | 303.64 | 0.8448 | 0.7254 | 0.2974 | 292.60 |
| 50 | 0.7479 | 0.7104 | 0.3003 | 304.46 | 0.8104 | 0.7089 | 0.2949 | 293.91 |
| 55 | 0.7207 | 0.6957 | 0.2978 | 305.20 | 0.7787 | 0.6935 | 0.2926 | 295.13 |
| 60 | 0.6956 | 0.6820 | 0.2955 | 305.87 | 0.7496 | 0.6793 | 0.2906 | 296.27 |
| 413.15 K | | | | | | | | |
| 0.1 | 1.5863 | 0.9994 | 0.3382 | 260.21 | | | | |
| 1 | 1.5626 | 0.9902 | 0.3365 | 260.80 | | | | |
| 5 | 1.4656 | 0.9521 | 0.3298 | 263.39 | | | | |

| | | | | |
|----|--------|--------|--------|--------|
| 10 | 1.3609 | 0.9106 | 0.3226 | 266.46 |
| 15 | 1.2707 | 0.8746 | 0.3166 | 269.37 |
| 20 | 1.1923 | 0.8430 | 0.3116 | 272.13 |
| 25 | 1.1234 | 0.8150 | 0.3073 | 274.75 |
| 30 | 1.0623 | 0.7900 | 0.3036 | 277.25 |
| 35 | 1.0079 | 0.7675 | 0.3004 | 279.61 |
| 40 | 0.9591 | 0.7472 | 0.2977 | 281.87 |
| 45 | 0.9149 | 0.7286 | 0.2954 | 284.01 |
| 50 | 0.8749 | 0.7116 | 0.2934 | 286.05 |
| 55 | 0.8384 | 0.6960 | 0.2917 | 287.99 |
| 60 | 0.8049 | 0.6816 | 0.2902 | 289.83 |

Table A 21 Derived properties of the ethyl oleate.

| p / MPa | κ_T / GPa ⁻¹ | $\alpha p / 10^{-3}$ / K ⁻¹ | cp-cv / kJ·kg ⁻¹ ·K ⁻¹ | pint / MPa | κ_T / GPa ⁻¹ | $\alpha p / 10^{-3}$ / K ⁻¹ | cp-cv / kJ·kg ⁻¹ ·K ⁻¹ | pint / MPa |
|----------|--------------------------------|--|--|------------|--------------------------------|--|--|------------|
| 293.15 K | | | | | | | | |
| 0.1 | 0.6983 | 0.8354 | 0.3372 | 350.58 | 0.7180 | 0.8392 | 0.3380 | 348.38 |
| 1 | 0.6937 | 0.8319 | 0.3364 | 350.57 | 0.7131 | 0.8356 | 0.3372 | 348.38 |
| 5 | 0.6738 | 0.8171 | 0.3332 | 350.50 | 0.6921 | 0.8203 | 0.3339 | 348.36 |
| 10 | 0.6505 | 0.7997 | 0.3295 | 350.37 | 0.6676 | 0.8023 | 0.3300 | 348.30 |
| 15 | 0.6289 | 0.7834 | 0.3261 | 350.19 | 0.6448 | 0.7855 | 0.3264 | 348.19 |
| 20 | 0.6087 | 0.7682 | 0.3229 | 349.97 | 0.6236 | 0.7698 | 0.3232 | 348.03 |
| 25 | 0.5899 | 0.7540 | 0.3200 | 349.71 | 0.6039 | 0.7551 | 0.3201 | 347.83 |
| 30 | 0.5722 | 0.7405 | 0.3173 | 349.40 | 0.5854 | 0.7413 | 0.3173 | 347.58 |
| 35 | 0.5556 | 0.7279 | 0.3149 | 349.06 | 0.5680 | 0.7284 | 0.3148 | 347.30 |
| 40 | 0.5400 | 0.7160 | 0.3126 | 348.67 | 0.5518 | 0.7161 | 0.3124 | 346.97 |
| 45 | 0.5253 | 0.7046 | 0.3104 | 348.25 | 0.5364 | 0.7045 | 0.3102 | 346.60 |
| 50 | 0.5114 | 0.6939 | 0.3085 | 347.79 | 0.5219 | 0.6936 | 0.3081 | 346.19 |
| 55 | 0.4983 | 0.6838 | 0.3066 | 347.29 | 0.5083 | 0.6832 | 0.3062 | 345.75 |
| 60 | 0.4858 | 0.6741 | 0.3049 | 346.77 | 0.4953 | 0.6733 | 0.3044 | 345.27 |
| 303.15 K | | | | | | | | |
| 0.1 | 0.7385 | 0.8431 | 0.3387 | 346.01 | 0.7597 | 0.8470 | 0.3392 | 343.48 |
| 1 | 0.7333 | 0.8394 | 0.3379 | 346.02 | 0.7542 | 0.8432 | 0.3384 | 343.51 |
| 5 | 0.7111 | 0.8235 | 0.3344 | 346.06 | 0.7307 | 0.8267 | 0.3347 | 343.61 |
| 10 | 0.6852 | 0.8048 | 0.3303 | 346.07 | 0.7035 | 0.8074 | 0.3305 | 343.68 |
| 15 | 0.6613 | 0.7875 | 0.3266 | 346.02 | 0.6783 | 0.7895 | 0.3266 | 343.70 |
| 20 | 0.6390 | 0.7714 | 0.3232 | 345.93 | 0.6549 | 0.7729 | 0.3231 | 343.67 |
| 25 | 0.6183 | 0.7563 | 0.3201 | 345.79 | 0.6331 | 0.7573 | 0.3198 | 343.60 |
| 30 | 0.5989 | 0.7421 | 0.3172 | 345.60 | 0.6129 | 0.7428 | 0.3168 | 343.47 |
| 35 | 0.5808 | 0.7288 | 0.3145 | 345.37 | 0.5939 | 0.7291 | 0.3141 | 343.30 |
| 40 | 0.5638 | 0.7162 | 0.3120 | 345.10 | 0.5761 | 0.7162 | 0.3115 | 343.08 |
| 45 | 0.5478 | 0.7044 | 0.3097 | 344.79 | 0.5595 | 0.7041 | 0.3092 | 342.82 |
| 50 | 0.5327 | 0.6932 | 0.3076 | 344.43 | 0.5438 | 0.6926 | 0.3070 | 342.52 |
| 55 | 0.5185 | 0.6825 | 0.3057 | 344.04 | 0.5290 | 0.6818 | 0.3049 | 342.18 |
| 60 | 0.5051 | 0.6724 | 0.3038 | 343.61 | 0.5150 | 0.6715 | 0.3031 | 341.80 |
| 313.15 K | | | | | | | | |
| 0.1 | 0.7817 | 0.8510 | 0.3396 | 340.81 | 0.8046 | 0.8550 | 0.3398 | 337.99 |
| 1 | 0.7759 | 0.8470 | 0.3387 | 340.85 | 0.7984 | 0.8508 | 0.3389 | 338.05 |
| 5 | 0.7511 | 0.8299 | 0.3349 | 341.01 | 0.7722 | 0.8331 | 0.3349 | 338.26 |
| 10 | 0.7223 | 0.8100 | 0.3305 | 341.15 | 0.7418 | 0.8125 | 0.3303 | 338.48 |
| 15 | 0.6958 | 0.7915 | 0.3265 | 341.24 | 0.7138 | 0.7934 | 0.3262 | 338.64 |
| 20 | 0.6712 | 0.7743 | 0.3228 | 341.27 | 0.6880 | 0.7758 | 0.3224 | 338.74 |
| 25 | 0.6484 | 0.7583 | 0.3194 | 341.26 | 0.6641 | 0.7593 | 0.3189 | 338.78 |
| 30 | 0.6271 | 0.7434 | 0.3163 | 341.19 | 0.6418 | 0.7439 | 0.3157 | 338.78 |
| 35 | 0.6073 | 0.7294 | 0.3135 | 341.08 | 0.6211 | 0.7296 | 0.3127 | 338.72 |
| 40 | 0.5888 | 0.7162 | 0.3108 | 340.92 | 0.6017 | 0.7161 | 0.3100 | 338.62 |
| 45 | 0.5714 | 0.7038 | 0.3084 | 340.71 | 0.5836 | 0.7034 | 0.3075 | 338.47 |
| 50 | 0.5550 | 0.6921 | 0.3062 | 340.47 | 0.5665 | 0.6914 | 0.3052 | 338.28 |
| 55 | 0.5396 | 0.6810 | 0.3041 | 340.18 | 0.5505 | 0.6801 | 0.3031 | 338.04 |
| 60 | 0.5251 | 0.6705 | 0.3021 | 339.85 | 0.5354 | 0.6694 | 0.3011 | 337.76 |
| 323.15 K | | | | | | | | |
| 0.1 | 0.8283 | 0.8590 | 0.3399 | 335.05 | 0.8529 | 0.8631 | 0.3399 | 331.98 |
| 1 | 0.8217 | 0.8547 | 0.3389 | 335.12 | 0.8460 | 0.8586 | 0.3388 | 332.06 |
| 5 | 0.7940 | 0.8363 | 0.3348 | 335.39 | 0.8166 | 0.8396 | 0.3345 | 332.39 |
| 10 | 0.7619 | 0.8150 | 0.3300 | 335.68 | 0.7827 | 0.8175 | 0.3296 | 332.76 |
| 15 | 0.7325 | 0.7954 | 0.3257 | 335.90 | 0.7517 | 0.7972 | 0.3251 | 333.05 |
| 20 | 0.7053 | 0.7771 | 0.3218 | 336.07 | 0.7231 | 0.7785 | 0.3211 | 333.29 |
| 25 | 0.6802 | 0.7602 | 0.3182 | 336.18 | 0.6967 | 0.7611 | 0.3174 | 333.46 |

| | | | | | | | | |
|----------|--------|--------|--------|----------|--------|--------|--------|--------|
| 30 | 0.6569 | 0.7444 | 0.3149 | 336.24 | 0.6723 | 0.7449 | 0.3140 | 333.58 |
| 35 | 0.6352 | 0.7297 | 0.3119 | 336.24 | 0.6496 | 0.7298 | 0.3108 | 333.65 |
| 40 | 0.6149 | 0.7159 | 0.3091 | 336.20 | 0.6285 | 0.7156 | 0.3080 | 333.66 |
| 45 | 0.5960 | 0.7029 | 0.3065 | 336.10 | 0.6087 | 0.7024 | 0.3053 | 333.62 |
| 50 | 0.5783 | 0.6907 | 0.3041 | 335.96 | 0.5903 | 0.6899 | 0.3029 | 333.54 |
| 55 | 0.5616 | 0.6791 | 0.3019 | 335.78 | 0.5729 | 0.6781 | 0.3007 | 333.40 |
| 60 | 0.5459 | 0.6682 | 0.2999 | 335.55 | 0.5566 | 0.6670 | 0.2986 | 333.22 |
| 333.15K | | | | 343.15K | | | | |
| 0.1 | 0.8784 | 0.8672 | 0.3396 | 328.79 | 0.9325 | 0.8755 | 0.3389 | 322.09 |
| 1 | 0.8711 | 0.8626 | 0.3386 | 328.88 | 0.9242 | 0.8705 | 0.3377 | 322.22 |
| 5 | 0.8400 | 0.8428 | 0.3341 | 329.28 | 0.8892 | 0.8493 | 0.3329 | 322.75 |
| 10 | 0.8042 | 0.8200 | 0.3290 | 329.72 | 0.8492 | 0.8250 | 0.3275 | 323.34 |
| 15 | 0.7714 | 0.7991 | 0.3244 | 330.09 | 0.8129 | 0.8027 | 0.3226 | 323.86 |
| 20 | 0.7414 | 0.7798 | 0.3202 | 330.39 | 0.7796 | 0.7822 | 0.3181 | 324.31 |
| 25 | 0.7137 | 0.7619 | 0.3164 | 330.63 | 0.7491 | 0.7634 | 0.3141 | 324.70 |
| 30 | 0.6881 | 0.7453 | 0.3129 | 330.82 | 0.7210 | 0.7459 | 0.3104 | 325.02 |
| 35 | 0.6644 | 0.7298 | 0.3097 | 330.95 | 0.6950 | 0.7297 | 0.3071 | 325.27 |
| 40 | 0.6423 | 0.7153 | 0.3068 | 331.02 | 0.6709 | 0.7146 | 0.3040 | 325.47 |
| 45 | 0.6217 | 0.7018 | 0.3041 | 331.04 | 0.6485 | 0.7004 | 0.3012 | 325.61 |
| 50 | 0.6025 | 0.6890 | 0.3016 | 331.01 | 0.6277 | 0.6872 | 0.2986 | 325.70 |
| 55 | 0.5845 | 0.6771 | 0.2993 | 330.93 | 0.6082 | 0.6748 | 0.2963 | 325.73 |
| 60 | 0.5675 | 0.6657 | 0.2972 | 330.80 | 0.5899 | 0.6631 | 0.2941 | 325.71 |
| 353.15 K | | | | 363.15 K | | | | |
| 0.1 | 0.9907 | 0.8840 | 0.3376 | 315.02 | 1.0533 | 0.8926 | 0.3359 | 307.66 |
| 1 | 0.9814 | 0.8786 | 0.3364 | 315.18 | 1.0428 | 0.8869 | 0.3346 | 307.85 |
| 5 | 0.9420 | 0.8559 | 0.3312 | 315.86 | 0.9985 | 0.8625 | 0.3292 | 308.69 |
| 10 | 0.8973 | 0.8299 | 0.3255 | 316.63 | 0.9484 | 0.8348 | 0.3231 | 309.64 |
| 15 | 0.8568 | 0.8062 | 0.3203 | 317.31 | 0.9033 | 0.8097 | 0.3176 | 310.51 |
| 20 | 0.8199 | 0.7846 | 0.3156 | 317.92 | 0.8625 | 0.7868 | 0.3128 | 311.30 |
| 25 | 0.7863 | 0.7647 | 0.3114 | 318.46 | 0.8254 | 0.7659 | 0.3084 | 312.00 |
| 30 | 0.7554 | 0.7464 | 0.3076 | 318.92 | 0.7915 | 0.7467 | 0.3044 | 312.63 |
| 35 | 0.7270 | 0.7294 | 0.3041 | 319.32 | 0.7604 | 0.7290 | 0.3009 | 313.19 |
| 40 | 0.7007 | 0.7136 | 0.3009 | 319.65 | 0.7317 | 0.7126 | 0.2976 | 313.67 |
| 45 | 0.6764 | 0.6989 | 0.2980 | 319.93 | 0.7053 | 0.6974 | 0.2947 | 314.09 |
| 50 | 0.6538 | 0.6852 | 0.2954 | 320.14 | 0.6808 | 0.6832 | 0.2920 | 314.45 |
| 55 | 0.6327 | 0.6724 | 0.2930 | 320.29 | 0.6580 | 0.6699 | 0.2895 | 314.74 |
| 60 | 0.6130 | 0.6603 | 0.2907 | 320.39 | 0.6368 | 0.6575 | 0.2873 | 314.97 |
| 373.15 K | | | | 393.15 K | | | | |
| 0.1 | 1.1207 | 0.9014 | 0.3339 | 300.06 | 1.2704 | 0.9195 | 0.3289 | 284.48 |
| 1 | 1.1087 | 0.8952 | 0.3324 | 300.30 | 1.2551 | 0.9124 | 0.3272 | 284.82 |
| 5 | 1.0588 | 0.8691 | 0.3267 | 301.31 | 1.1915 | 0.8828 | 0.3211 | 286.28 |
| 10 | 1.0027 | 0.8396 | 0.3203 | 302.48 | 1.1209 | 0.8496 | 0.3144 | 287.99 |
| 15 | 0.9524 | 0.8131 | 0.3147 | 303.56 | 1.0586 | 0.8202 | 0.3085 | 289.58 |
| 20 | 0.9072 | 0.7890 | 0.3097 | 304.54 | 1.0032 | 0.7937 | 0.3034 | 291.07 |
| 25 | 0.8663 | 0.7671 | 0.3052 | 305.44 | 0.9535 | 0.7699 | 0.2988 | 292.45 |
| 30 | 0.8291 | 0.7471 | 0.3012 | 306.25 | 0.9088 | 0.7483 | 0.2948 | 293.73 |
| 35 | 0.7951 | 0.7287 | 0.2975 | 306.99 | 0.8682 | 0.7286 | 0.2912 | 294.92 |
| 40 | 0.7639 | 0.7117 | 0.2942 | 307.65 | 0.8313 | 0.7105 | 0.2880 | 296.02 |
| 45 | 0.7352 | 0.6959 | 0.2913 | 308.24 | 0.7976 | 0.6939 | 0.2852 | 297.04 |
| 50 | 0.7086 | 0.6813 | 0.2886 | 308.75 | 0.7666 | 0.6785 | 0.2826 | 297.98 |
| 55 | 0.6840 | 0.6676 | 0.2861 | 309.20 | 0.7380 | 0.6642 | 0.2803 | 298.84 |
| 60 | 0.6612 | 0.6549 | 0.2839 | 309.59 | 0.7116 | 0.6509 | 0.2782 | 299.62 |
| 413.15 | | | | | | | | |
| 0.1 | 1.4411 | 0.9384 | 0.3231 | 268.92 | | | | |
| 1 | 1.4214 | 0.9303 | 0.3215 | 269.40 | | | | |
| 5 | 1.3405 | 0.8970 | 0.3153 | 271.48 | | | | |

| | | | | |
|----|--------|--------|--------|--------|
| 10 | 1.2519 | 0.8604 | 0.3087 | 273.94 |
| 15 | 1.1749 | 0.8282 | 0.3029 | 276.26 |
| 20 | 1.1071 | 0.7998 | 0.2980 | 278.45 |
| 25 | 1.0471 | 0.7743 | 0.2938 | 280.52 |
| 30 | 0.9936 | 0.7515 | 0.2901 | 282.47 |
| 35 | 0.9455 | 0.7308 | 0.2869 | 284.31 |
| 40 | 0.9021 | 0.7119 | 0.2840 | 286.05 |
| 45 | 0.8627 | 0.6947 | 0.2816 | 287.70 |
| 50 | 0.8267 | 0.6788 | 0.2794 | 289.25 |
| 55 | 0.7938 | 0.6642 | 0.2775 | 290.71 |
| 60 | 0.7635 | 0.6507 | 0.2759 | 292.09 |

Table A 22 Derived properties of methyle laurate.

| p / MPa | κ_T / GPa ⁻¹ | $\alpha_p / 10^{-3}$ / K ⁻¹ | cp-cv / kJ·kg ⁻¹ ·K ⁻¹ | pint / MPa | κ_T / GPa ⁻¹ | $\alpha_p / 10^{-3}$ / K ⁻¹ | cp-cv / kJ·kg ⁻¹ ·K ⁻¹ | pint / MPa |
|----------|--------------------------------|--|--|------------|--------------------------------|--|--|------------|
| 293.15 K | | | | | 298.15 K | | | |
| 0.1 | 0.7977 | 0.9042 | 0.3460 | 332.19 | 0.8232 | 0.9099 | 0.3469 | 329.47 |
| 1 | 0.7905 | 0.8998 | 0.3454 | 332.66 | 0.8155 | 0.9053 | 0.3463 | 329.97 |
| 5 | 0.7601 | 0.8810 | 0.3433 | 334.75 | 0.7832 | 0.8857 | 0.3441 | 332.17 |
| 10 | 0.7254 | 0.8594 | 0.3411 | 337.29 | 0.7464 | 0.8633 | 0.3417 | 334.84 |
| 15 | 0.6938 | 0.8396 | 0.3392 | 339.77 | 0.7130 | 0.8428 | 0.3397 | 337.45 |
| 20 | 0.6650 | 0.8216 | 0.3377 | 342.19 | 0.6826 | 0.8241 | 0.3381 | 339.99 |
| 25 | 0.6385 | 0.8049 | 0.3365 | 344.55 | 0.6547 | 0.8070 | 0.3368 | 342.47 |
| 30 | 0.6142 | 0.7895 | 0.3355 | 346.85 | 0.6292 | 0.7911 | 0.3358 | 344.89 |
| 35 | 0.5917 | 0.7752 | 0.3348 | 349.10 | 0.6056 | 0.7765 | 0.3350 | 347.25 |
| 40 | 0.5708 | 0.7620 | 0.3342 | 351.30 | 0.5838 | 0.7628 | 0.3344 | 349.56 |
| 45 | 0.5515 | 0.7496 | 0.3339 | 353.45 | 0.5636 | 0.7501 | 0.3340 | 351.82 |
| 50 | 0.5334 | 0.7380 | 0.3337 | 355.54 | 0.5448 | 0.7383 | 0.3338 | 354.03 |
| 55 | 0.5166 | 0.7271 | 0.3336 | 357.60 | 0.5273 | 0.7271 | 0.3337 | 356.18 |
| 60 | 0.5008 | 0.7169 | 0.3336 | 359.60 | 0.5109 | 0.7167 | 0.3337 | 358.30 |
| 303.15 K | | | | | 308.15 K | | | |
| 0.1 | 0.8497 | 0.9157 | 0.3476 | 326.59 | 0.8774 | 0.9215 | 0.3481 | 323.54 |
| 1 | 0.8416 | 0.9109 | 0.3470 | 327.11 | 0.8687 | 0.9165 | 0.3475 | 324.09 |
| 5 | 0.8072 | 0.8904 | 0.3446 | 329.41 | 0.8322 | 0.8952 | 0.3450 | 326.50 |
| 10 | 0.7681 | 0.8671 | 0.3421 | 332.22 | 0.7907 | 0.8710 | 0.3423 | 329.43 |
| 15 | 0.7328 | 0.8460 | 0.3400 | 334.95 | 0.7534 | 0.8491 | 0.3401 | 332.30 |
| 20 | 0.7008 | 0.8267 | 0.3383 | 337.62 | 0.7195 | 0.8291 | 0.3383 | 335.09 |
| 25 | 0.6715 | 0.8090 | 0.3369 | 340.22 | 0.6887 | 0.8109 | 0.3369 | 337.81 |
| 30 | 0.6446 | 0.7926 | 0.3358 | 342.76 | 0.6605 | 0.7941 | 0.3357 | 340.47 |
| 35 | 0.6199 | 0.7776 | 0.3350 | 345.24 | 0.6346 | 0.7786 | 0.3348 | 343.06 |
| 40 | 0.5971 | 0.7636 | 0.3344 | 347.66 | 0.6108 | 0.7643 | 0.3342 | 345.60 |
| 45 | 0.5760 | 0.7506 | 0.3340 | 350.03 | 0.5887 | 0.7510 | 0.3337 | 348.07 |
| 50 | 0.5564 | 0.7385 | 0.3337 | 352.34 | 0.5683 | 0.7386 | 0.3334 | 350.50 |
| 55 | 0.5381 | 0.7271 | 0.3336 | 354.61 | 0.5492 | 0.7270 | 0.3333 | 352.87 |
| 60 | 0.5211 | 0.7165 | 0.3336 | 356.82 | 0.5315 | 0.7161 | 0.3333 | 355.18 |
| 313.15K | | | | | 318.15K | | | |
| 0.1 | 0.9064 | 0.9274 | 0.3485 | 320.33 | 0.9366 | 0.9334 | 0.3487 | 316.98 |
| 1 | 0.8971 | 0.9222 | 0.3479 | 320.91 | 0.9267 | 0.9279 | 0.3480 | 317.58 |
| 5 | 0.8582 | 0.9000 | 0.3452 | 323.42 | 0.8852 | 0.9048 | 0.3452 | 320.21 |
| 10 | 0.8142 | 0.8749 | 0.3423 | 326.50 | 0.8385 | 0.8787 | 0.3422 | 323.41 |
| 15 | 0.7746 | 0.8522 | 0.3400 | 329.49 | 0.7966 | 0.8552 | 0.3397 | 326.54 |
| 20 | 0.7389 | 0.8315 | 0.3381 | 332.40 | 0.7589 | 0.8339 | 0.3377 | 329.58 |
| 25 | 0.7065 | 0.8127 | 0.3366 | 335.25 | 0.7247 | 0.8145 | 0.3362 | 332.55 |
| 30 | 0.6768 | 0.7954 | 0.3354 | 338.02 | 0.6936 | 0.7967 | 0.3349 | 335.44 |
| 35 | 0.6497 | 0.7795 | 0.3345 | 340.74 | 0.6652 | 0.7804 | 0.3339 | 338.27 |
| 40 | 0.6247 | 0.7649 | 0.3338 | 343.38 | 0.6390 | 0.7654 | 0.3332 | 341.03 |
| 45 | 0.6017 | 0.7512 | 0.3333 | 345.97 | 0.6150 | 0.7514 | 0.3327 | 343.73 |
| 50 | 0.5804 | 0.7386 | 0.3330 | 348.50 | 0.5927 | 0.7385 | 0.3324 | 346.37 |
| 55 | 0.5606 | 0.7267 | 0.3329 | 350.98 | 0.5721 | 0.7264 | 0.3323 | 348.95 |
| 60 | 0.5421 | 0.7157 | 0.3329 | 353.40 | 0.5529 | 0.7151 | 0.3323 | 351.48 |
| 323.15K | | | | | 328.15K | | | |
| 0.1 | 0.9681 | 0.9395 | 0.3487 | 313.4830 | 1.0011 | 0.9456 | 0.3483 | 309.86 |
| 1 | 0.9576 | 0.9337 | 0.3480 | 314.1085 | 0.9898 | 0.9396 | 0.3474 | 310.51 |
| 5 | 0.9133 | 0.9097 | 0.3450 | 316.8505 | 0.9426 | 0.9145 | 0.3441 | 313.37 |
| 10 | 0.8637 | 0.8825 | 0.3418 | 320.1939 | 0.8898 | 0.8863 | 0.3407 | 316.85 |
| 15 | 0.8194 | 0.8582 | 0.3393 | 323.4488 | 0.8429 | 0.8611 | 0.3379 | 320.24 |
| 20 | 0.7795 | 0.8361 | 0.3372 | 326.6203 | 0.8008 | 0.8384 | 0.3356 | 323.54 |
| 25 | 0.7435 | 0.8162 | 0.3356 | 329.7126 | 0.7629 | 0.8178 | 0.3339 | 326.76 |

| | | | | | | | | |
|----------|--------|--------|--------|----------|--------|--------|--------|--------|
| 30 | 0.7108 | 0.7979 | 0.3342 | 332.7298 | 0.7285 | 0.7990 | 0.3325 | 329.90 |
| 35 | 0.6810 | 0.7812 | 0.3332 | 335.6755 | 0.6973 | 0.7819 | 0.3314 | 332.96 |
| 40 | 0.6537 | 0.7658 | 0.3325 | 338.5527 | 0.6687 | 0.7661 | 0.3306 | 335.96 |
| 45 | 0.6285 | 0.7515 | 0.3320 | 341.3646 | 0.6424 | 0.7515 | 0.3301 | 338.88 |
| 50 | 0.6054 | 0.7383 | 0.3317 | 344.1138 | 0.6182 | 0.7380 | 0.3297 | 341.74 |
| 55 | 0.5839 | 0.7260 | 0.3315 | 346.8028 | 0.5959 | 0.7255 | 0.3296 | 344.54 |
| 60 | 0.5639 | 0.7145 | 0.3315 | 349.4340 | 0.5751 | 0.7138 | 0.3296 | 347.28 |
| 333.15K | | | | | | | | |
| 0.1 | 1.0355 | 0.9518 | 0.3483 | 306.11 | 1.1091 | 0.9644 | 0.3472 | 298.28 |
| 1 | 1.0235 | 0.9455 | 0.3474 | 306.79 | 1.0953 | 0.9576 | 0.3463 | 299.02 |
| 5 | 0.9731 | 0.9194 | 0.3441 | 309.76 | 1.0378 | 0.9292 | 0.3426 | 302.24 |
| 10 | 0.9170 | 0.8901 | 0.3407 | 313.39 | 0.9742 | 0.8976 | 0.3389 | 306.16 |
| 15 | 0.8672 | 0.8640 | 0.3379 | 316.91 | 0.9183 | 0.8696 | 0.3359 | 309.97 |
| 20 | 0.8227 | 0.8405 | 0.3356 | 320.35 | 0.8686 | 0.8446 | 0.3335 | 313.68 |
| 25 | 0.7828 | 0.8193 | 0.3339 | 323.70 | 0.8243 | 0.8222 | 0.3316 | 317.29 |
| 30 | 0.7467 | 0.8001 | 0.3325 | 326.96 | 0.7844 | 0.8019 | 0.3301 | 320.81 |
| 35 | 0.7139 | 0.7825 | 0.3314 | 330.15 | 0.7484 | 0.7835 | 0.3290 | 324.25 |
| 40 | 0.6840 | 0.7663 | 0.3306 | 333.26 | 0.7156 | 0.7666 | 0.3282 | 327.61 |
| 45 | 0.6566 | 0.7514 | 0.3301 | 336.30 | 0.6857 | 0.7511 | 0.3277 | 330.89 |
| 50 | 0.6313 | 0.7377 | 0.3297 | 339.27 | 0.6583 | 0.7368 | 0.3274 | 334.09 |
| 55 | 0.6081 | 0.7249 | 0.3296 | 342.18 | 0.6331 | 0.7236 | 0.3273 | 337.22 |
| 60 | 0.5865 | 0.7130 | 0.3296 | 345.02 | 0.6098 | 0.7114 | 0.3273 | 340.29 |
| 353.15K | | | | | | | | |
| 0.1 | 1.1895 | 0.9774 | 0.3455 | 290.08 | 1.2772 | 0.9906 | 0.3433 | 281.57 |
| 1 | 1.1736 | 0.9699 | 0.3445 | 290.87 | 1.2589 | 0.9825 | 0.3422 | 282.43 |
| 5 | 1.1078 | 0.9391 | 0.3405 | 294.35 | 1.1836 | 0.9490 | 0.3380 | 286.19 |
| 10 | 1.0357 | 0.9050 | 0.3365 | 298.59 | 1.1017 | 0.9124 | 0.3337 | 290.77 |
| 15 | 0.9728 | 0.8751 | 0.3333 | 302.70 | 1.0308 | 0.8805 | 0.3304 | 295.21 |
| 20 | 0.9173 | 0.8486 | 0.3308 | 306.70 | 0.9688 | 0.8524 | 0.3278 | 299.53 |
| 25 | 0.8680 | 0.8249 | 0.3289 | 310.60 | 0.9141 | 0.8274 | 0.3258 | 303.73 |
| 30 | 0.8240 | 0.8036 | 0.3274 | 314.40 | 0.8654 | 0.8051 | 0.3243 | 307.83 |
| 35 | 0.7844 | 0.7843 | 0.3263 | 318.10 | 0.8219 | 0.7850 | 0.3233 | 311.82 |
| 40 | 0.7485 | 0.7667 | 0.3255 | 321.71 | 0.7827 | 0.7667 | 0.3226 | 315.71 |
| 45 | 0.7160 | 0.7506 | 0.3250 | 325.24 | 0.7473 | 0.7501 | 0.3221 | 319.51 |
| 50 | 0.6862 | 0.7358 | 0.3247 | 328.69 | 0.7150 | 0.7348 | 0.3220 | 323.23 |
| 55 | 0.6589 | 0.7222 | 0.3247 | 332.07 | 0.6855 | 0.7208 | 0.3220 | 326.86 |
| 60 | 0.6338 | 0.7096 | 0.3248 | 335.36 | 0.6584 | 0.7079 | 0.3222 | 330.41 |
| 373.15 K | | | | | | | | |
| 0.1 | 1.3729 | 1.0042 | 0.3406 | 272.85 | 1.5905 | 1.0324 | 0.3341 | 255.10 |
| 1 | 1.3517 | 0.9954 | 0.3395 | 273.78 | 1.5622 | 1.0220 | 0.3329 | 256.20 |
| 5 | 1.2653 | 0.9591 | 0.3349 | 277.85 | 1.4479 | 0.9798 | 0.3281 | 261.03 |
| 10 | 1.1722 | 0.9198 | 0.3305 | 282.81 | 1.3274 | 0.9349 | 0.3236 | 266.89 |
| 15 | 1.0923 | 0.8858 | 0.3271 | 287.61 | 1.2261 | 0.8969 | 0.3204 | 272.57 |
| 20 | 1.0230 | 0.8561 | 0.3245 | 292.28 | 1.1397 | 0.8641 | 0.3181 | 278.09 |
| 25 | 0.9623 | 0.8299 | 0.3226 | 296.82 | 1.0651 | 0.8356 | 0.3165 | 283.45 |
| 30 | 0.9087 | 0.8066 | 0.3212 | 301.24 | 1.0000 | 0.8106 | 0.3156 | 288.67 |
| 35 | 0.8609 | 0.7857 | 0.3202 | 305.55 | 0.9427 | 0.7883 | 0.3151 | 293.75 |
| 40 | 0.8181 | 0.7668 | 0.3197 | 309.76 | 0.8919 | 0.7684 | 0.3150 | 298.72 |
| 45 | 0.7795 | 0.7497 | 0.3194 | 313.86 | 0.8465 | 0.7505 | 0.3152 | 303.56 |
| 50 | 0.7446 | 0.7340 | 0.3193 | 317.87 | 0.8056 | 0.7342 | 0.3157 | 308.30 |
| 55 | 0.7127 | 0.7197 | 0.3195 | 321.79 | 0.7687 | 0.7194 | 0.3164 | 312.93 |
| 60 | 0.6836 | 0.7065 | 0.3199 | 325.63 | 0.7351 | 0.7058 | 0.3173 | 317.46 |
| 413.15 | | | | | | | | |
| 0.1 | 1.8460 | 1.0620 | 0.3269 | 237.58 | | | | |
| 1 | 1.8079 | 1.0499 | 0.3257 | 238.92 | | | | |
| 5 | 1.6567 | 1.0015 | 0.3212 | 244.76 | | | | |
| 10 | 1.5011 | 0.9513 | 0.3173 | 251.85 | | | | |

| | | | | |
|----|--------|--------|--------|--------|
| 15 | 1.3731 | 0.9097 | 0.3149 | 258.71 |
| 20 | 1.2659 | 0.8744 | 0.3136 | 265.38 |
| 25 | 1.1749 | 0.8442 | 0.3130 | 271.87 |
| 30 | 1.0965 | 0.8179 | 0.3130 | 278.18 |
| 35 | 1.0284 | 0.7949 | 0.3135 | 284.34 |
| 40 | 0.9685 | 0.7744 | 0.3144 | 290.36 |
| 45 | 0.9154 | 0.7561 | 0.3156 | 296.24 |
| 50 | 0.8681 | 0.7396 | 0.3170 | 301.99 |
| 55 | 0.8257 | 0.7247 | 0.3187 | 307.61 |
| 60 | 0.7873 | 0.7111 | 0.3205 | 313.13 |

Table A 23 Isobaric and isochoric molar heat capacity at 0.1 MPa for 1-butanol, 1-propanol, ethyl laurate, ethyl linoleate, ethyl myristate, and ethyl oleate and methyl laurate.

| T/K | 1-butanol | 1-propanol | Ethyl laurate | Ethyl linoleate | Ethyl myristate | Ethyl oleate | Methyl laurate |
|---|-----------|------------|---------------|-----------------|-----------------|--------------|----------------|
| $c_p / \text{J}\cdot\text{Mole}^{-1}\cdot\text{K}^{-1}$ | | | | | | | |
| 293.15 | 147.92 | 146.54 | 525.33 | 685.74 | 582.81 | 688.39 | 351.96 |
| 298.15 | 150.85 | 149.62 | 533.20 | 695.94 | 592.67 | 699.18 | 354.15 |
| 303.15 | 153.55 | 152.48 | 540.47 | 705.72 | 601.84 | 709.38 | 356.11 |
| 308.15 | 156.01 | 155.20 | 547.15 | 714.80 | 610.42 | 718.78 | 357.53 |
| 313.15 | 158.26 | 157.81 | 553.15 | 723.15 | 618.29 | 727.57 | 358.36 |
| 318.15 | 160.33 | 160.37 | 558.76 | 730.95 | 625.77 | 735.72 | 358.97 |
| 323.15 | 162.27 | 162.95 | 563.71 | 738.31 | 632.50 | 743.01 | 359.24 |
| 328.15 | 164.11 | 165.60 | 568.10 | 744.98 | 638.67 | 749.56 | 358.86 |
| 333.15 | 165.87 | 168.46 | 571.87 | 750.94 | 644.14 | 755.49 | 358.26 |
| 338.15 | 167.55 | 171.62 | 574.54 | 755.76 | 648.40 | 759.75 | 356.90 |
| 343.15 | 169.23 | 174.78 | 577.21 | 760.58 | 652.67 | 764.01 | 355.54 |
| $c_v / \text{J}\cdot\text{Mole}^{-1}\cdot\text{K}^{-1}$ | | | | | | | |
| 293.15 | 123.55 | 125.10 | 442.87 | 581.27 | 492.60 | 583.70 | 277.86 |
| 298.15 | 125.77 | 127.54 | 450.48 | 591.23 | 502.22 | 594.23 | 279.86 |
| 303.15 | 127.78 | 129.76 | 457.54 | 600.80 | 511.19 | 604.22 | 281.67 |
| 308.15 | 129.54 | 131.84 | 464.04 | 609.73 | 519.61 | 613.46 | 282.98 |
| 313.15 | 131.09 | 133.82 | 469.91 | 617.98 | 527.36 | 622.13 | 283.74 |
| 318.15 | 132.47 | 135.74 | 475.43 | 625.72 | 534.77 | 630.22 | 284.31 |
| 323.15 | 133.73 | 137.69 | 480.32 | 633.06 | 541.46 | 637.48 | 284.56 |
| 328.15 | 134.91 | 139.71 | 484.70 | 639.76 | 547.65 | 644.06 | 284.23 |
| 333.15 | 136.00 | 141.93 | 488.50 | 645.79 | 553.16 | 650.05 | 283.69 |
| 338.15 | 137.03 | 144.47 | 491.24 | 650.73 | 557.52 | 654.44 | 282.46 |
| 343.15 | 138.05 | 147.01 | 493.98 | 655.67 | 561.89 | 658.83 | 281.23 |

9 Biography of the Author

Mohamed (Ahmed) Aissa je rođen 26.09.1980. godine u gradu Q. Alkhyar, Libija. Osnovnu i srednju školu je završio u Al – Khums, Libija.

Studije Hemijskog inženjerstva je završio na AL – Tahadi Univerzitetu u Al - Briga, Libija 2003. godine. Nekoliko godina je radio kao procesni inženjer u Libian Iron and Steel company u Misrata, Libija.

Master studije je završio na Tehnološko – metalurškom fakultetu univerziteta u Beogradu sa prosečnom ocenom 9.63. Master završni rad pod naslovom “Uticaj izbora termodinamičkog modela na simulaciju procesa atmosferske destilacije sirove nafte” je uradio i odbranio pod mentorstvom prof. dr Mirjane Kijevčanin.

U periodu 2012-2013. je radio na Al – Mergeb Univerzitetu u Libiji kao predavač na predmetima Termodinmika, Mehanika fluida i Petrohemijsko inženjerstvo.

Mohamed (Ahmed) Aissa je upisao doktorske studije na Tehnološko – metalurškom fakultetu univerziteta u Beogradu 2013. na katedri za Hemijsko inženjerstvo. U okviru doktorskih studija kandidat je položio 11 ispita predviđenih studijskim programom sa prosečnom ocenom 9,92 i školske 2014/2015. godine odbranio Završni ispit sa ocenom 10.

Mohamed (Ahmed) Aissa je koautor 2 rada objavljena u vodećem međunarodnim časopisima (M21) i 3 saopštenja sa skupa nacionalnog značaja štampana u celosti (M63).

Spisak objavljenih naučnih radova i saopštenja

Rad u vrhunskom međunarodnom časopisu, M21

1. **Mohamed A. Aissa**, Gorica R. Ivaniš, Ivona R. Radović, and Mirjana Lj. Kijevčanin, Experimental Investigation and Modeling of Thermophysical Properties of Pure Methyl and Ethyl Esters at High Pressures, *Energy & Fuels*, DOI: 10.1021/acs.energyfuels.7b00561; IF(2016)= 3.091; ISSN: 0887-0624.
2. **Mohamed A. Aissa**, Ivona R. Radović, and Mirjana Lj. Kijevčanin, A systematic study on volumetric and transport properties of binary systems 1-propanol + n-hexadecane, 1-butanol + n-hexadecane and 1-propanol + ethyl oleate at different temperatures: Experimental and modeling, *Fluid Phase Equilibria*; DOI:10.1016/j.fluid.2018.05.028; IF(2016)= 2.473; ISSN: 0378-3812.

Saopštenje sa skupa nacionalnog značaja štampano u celosti, M63

1. **Mohamed A. Aissa** and Gorica Ivaniš, Densities and derived thermodynamic properties of methyl and ethyl laurate at high pressures, Četvrta konferencija mladih hemičara Srbije, 2016, Kratki izvodi radova sa Četvrte konferencije mladih hemičara Srbije, pp. 108-108.

2. **Mohamed A. Aissa**, Gorica Ivaniš, Ivona Radović and Mirjana Kijevčanin, Experimental measurement of volumetric, transport, ultrasonic and refractive index properties of binary mixtures (ethyl oleate + n-hexadecane) at different temperatures and atmospheric pressure, 53. savetovanje Srpskog hemijskog društva, 2016, Zbornik radova sa 53. savetovanja Srpskog hemijskog društva, pp. 39-42.
3. **Mohamed A. Aissa**, Gorica R. Ivaniš, Ivona R. Radović, Mirjana Lj. Kijevčanin, Experimental determination of volumetric, ultrasonic, transport and refractive index properties of the binary mixture (1-propanol + ethyl oleate) at atmospheric pressure, Zbornik radova sa 54. savetovanja Srpskog hemijskog društva, 2017, pp.108-112.

Изјава о ауторству

Име и презиме аутора **Mohamed Ahmed M. Aissa**

Број индекса **4046/2013**

Изјављујем

да је докторска дисертација под насловом

THERMODYNAMIC CHARACTERIZATION OF MULTICOMPONENT MIXTURES OF ESTERS AND ALCOHOLS AT ATMOSPHERIC AND ELEVATED TEMPERATURES AND PRESSURES

- резултат сопственог истраживачког рада;
- да дисертација у целини ни у деловима није била предложена за стицање друге дипломе према студијским програмима других високошколских установа;
- да су резултати коректно наведени и
- да нисам кршио/ла ауторска права и користио/ла интелектуалну својину других лица.

Потпис аутора

У Београду, 21/10/2019

Изјава о истоветности штампане и електронске верзије докторског рада

Име и презиме аутора **Mohamed Ahmed M. Aissa**

Број индекса **4046/2013**

Студијски програм **Хемијско инжењерство**

Наслов рада **THERMODYNAMIC CHARACTERIZATION OF MULTICOMPONENT MIXTURES OF ESTERS AND ALCOHOLS AT ATMOSPHERIC AND ELEVATED TEMPERATURES AND PRESSURES**

Ментор **проф. Др Мирјана Кијевчанин**

Изјављујем да је штампана верзија мог докторског рада истоветна електронској верзији коју сам предао/ла ради похрањена у **Дигиталном репозиторијуму Универзитета у Београду**.

Дозвољавам да се објаве моји лични подаци везани за добијање академског назива доктора наука, као што су име и презиме, година и место рођења и датум одбране рада.

Ови лични подаци могу се објавити на мрежним страницама дигиталне библиотеке, у електронском каталогу и у публикацијама Универзитета у Београду.

Потпис аутора

У Београду, 21/10/2019

Изјава о коришћењу

Овлашћујем Универзитетску библиотеку „Светозар Марковић“ да у Дигитални репозиторијум Универзитета у Београду унесе моју докторску дисертацију под насловом:

THERMODYNAMIC CHARACTERIZATION OF MULTICOMPONENT MIXTURES OF ESTERS AND ALCOHOLS AT ATMOSPHERIC AND ELEVATED TEMPERATURES AND PRESSURES

која је моје ауторско дело.

Дисертацију са свим прилозима предао/ла сам у електронском формату погодном за трајно архивирање.

Моју докторску дисертацију похрањену у Дигиталном репозиторијуму Универзитета у Београду и доступну у отвореном приступу могу да користе сви који поштују одредбе садржане у одабраном типу лиценце Креативне заједнице (Creative Commons) за коју сам се одлучио/ла.

1. Ауторство (CC BY)

2. Ауторство – некомерцијално (CC BY-NC)

3. Ауторство – некомерцијално – без прерада (CC BY-NC-ND)

4. Ауторство – некомерцијално – делити под истим условима (CC BY-NC-SA)

5. Ауторство – без прерада (CC BY-ND)

6. Ауторство – делити под истим условима (CC BY-SA)

(Молимо да заокружите само једну од шест понуђених лиценци.

Кратак опис лиценци је саставни део ове изјаве).

Потпис аутора

У Београду, 21/10/2019

1. **Ауторство.** Дозвољаваате умножавање, дистрибуцију и јавно саопштавање дела, и прераде, ако се наведе име аутора на начин одређен од стране аутора или даваоца лиценце, чак и у комерцијалне сврхе. Ово је најслободнија од свих лиценци.

2. **Ауторство – некомерцијално.** Дозвољаваате умножавање, дистрибуцију и јавно саопштавање дела, и прераде, ако се наведе име аутора на начин одређен од стране аутора или даваоца лиценце. Ова лиценца не дозвољава комерцијалну употребу дела.

3. **Ауторство – некомерцијално – без прерада.** Дозвољаваате умножавање, дистрибуцију и јавно саопштавање дела, без промена, преобликовања или употребе дела у свом делу, ако се наведе име аутора на начин одређен од стране аутора или даваоца лиценце. Ова лиценца не дозвољава комерцијалну употребу дела. У односу на све остале лиценце, овом лиценцом се ограничава највећи обим права коришћења дела.

4. **Ауторство – некомерцијално – делити под истим условима.** Дозвољаваате умножавање, дистрибуцију и јавно саопштавање дела, и прераде, ако се наведе име аутора на начин одређен од стране аутора или даваоца лиценце и ако се прерада дистрибуира под истом или сличном лиценцом. Ова лиценца не дозвољава комерцијалну употребу дела и прерада.

5. **Ауторство – без прерада.** Дозвољаваате умножавање, дистрибуцију и јавно саопштавање дела, без промена, преобликовања или употребе дела у свом делу, ако се наведе име аутора на начин одређен од стране аутора или даваоца лиценце. Ова лиценца дозвољава комерцијалну употребу дела.

6. **Ауторство – делити под истим условима.** Дозвољаваате умножавање, дистрибуцију и јавно саопштавање дела, и прераде, ако се наведе име аутора на начин одређен од стране аутора или даваоца лиценце и ако се прерада дистрибуира под истом или сличном лиценцом. Ова лиценца дозвољава комерцијалну употребу дела и прерада. Слична је софтверским лиценцама, односно лиценцама отвореног кода.